

London, Milton Keynes and Rugby to Nuneaton, Tamworth, Lichfield, Stafford and Crewe

**Mondays to Fridays**

Operator Days of operation/Notes 1st Class/Reservations/Bus Catering facilities	VT A	LM	LM	VT B	LM	VT C	VT C	VT D	LM	VT C	VT C	VT D	LM	VT C	VT C	VT D	LM	VT E
	1R			1R		1R	1R	1R		1R	1R	1R		1R	1R	1R		1R
	⊗			⊗		⊗	⊗	⊗		⊗	⊗	⊗		⊗	⊗	⊗		⊗
London Euston (EUS) <b>⊕ 15</b> d				0531		0610	0629	0636	0643	0713	0733	0743	0746	0813	0833	0843	0846	0902
Watford Junction (WFJ) d				0548u				0651u										
Milton Keynes Central (MKC) d				0615		0642	0700	0712	0716							0915	0919	
Northampton (NMP) d		0520	0601															
Rugby (RUG) d		0543	0624	0639	←				0739				0842				0942	
Nuneaton (NUN) d		0555	0637		0637	0710a			0754	0808a			0857c	0909a			0957c	
Atherstone (ATH) d		0601	→		0643				0800				0903				→	
Polesworth (PSW) d					0648													
Tamworth (TAM) d		0610			0653				0808				0911					
Lichfield Trent Valley (LTV) d		0616			0659				0814				0918					
Rugeley Trent Valley (RGL) d		0624			0706				0821				0925					
Stafford (STA) d	0531	0633			0717		0750	0805	0832		0850		0935		0950			1024
Crewe (CRE) <b>10</b> a	0554	0654		0723	0740		0808	0823	0851		0908	0923	0954		1009	1024		1042

Operator Days of operation/Notes 1st Class/Reservations/Bus Catering facilities	LM	VT C	VT C	VT D	LM	VT F	LM	VT C	VT C	VT D	LM	VT C	VT C	VT D	LM	VT F	LM	VT C
		1R	1R	1R		1R		1R	1R	1R		1R	1R	1R		1R		1R
		⊗	⊗	⊗		⊗		⊗	⊗	⊗		⊗	⊗	⊗		⊗		⊗
London Euston (EUS) <b>⊕ 15</b> d		0913	0933	0943	0946	1002		1013	1033	1043	1046	1113	1133	1143	1146	1202		1213
Watford Junction (WFJ) d																		
Milton Keynes Central (MKC) d				1015	1019					1115	1119			1215	1219			
Northampton (NMP) d																		
Rugby (RUG) d	←				1042		←				1142				1242		←	
Nuneaton (NUN) d	0957c	1009a			1057c		1057c	1109a			1157c	1209a			1257c		1257c	1309a
Atherstone (ATH) d	1003				→		1103				1203			→			1303	
Polesworth (PSW) d																		
Tamworth (TAM) d	1011						1111				1211						1311	
Lichfield Trent Valley (LTV) d	1018						1118				1218						1318	
Rugeley Trent Valley (RGL) d	1025						1125				1225						1325	
Stafford (STA) d	1035		1050			1124	1135		1150		1235		1250		1324	1335		
Crewe (CRE) <b>10</b> a	1054		1108	1124		1142	1154		1208	1224	1254		1308	1324	1342	1354		

Operator Days of operation/Notes 1st Class/Reservations/Bus Catering facilities	VT C	VT D	LM	VT F	LM	VT C	VT C	VT D	LM	VT C	VT C	VT D	LM	VT E	LM	VT C	VT C	VT D
	1R	1R		1R		1R	1R	1R		1R	1R	1R		1R		1R	1R	1R
	⊗	⊗		⊗		⊗	⊗	⊗		⊗	⊗	⊗		⊗		⊗	⊗	⊗
London Euston (EUS) <b>⊕ 15</b> d	1233	1243	1246	1302		1313	1333	1343	1346	1413	1433	1443	1446	1502		1513	1533	1543
Watford Junction (WFJ) d																		
Milton Keynes Central (MKC) d		1315	1319					1415	1419			1515	1519					1615
Northampton (NMP) d																		
Rugby (RUG) d			1342		←				1442				1542		←			
Nuneaton (NUN) d			1357c		1357c	1409a			1457c	1509a			1557c		1557c	1609a		
Atherstone (ATH) d			→		1403				1503				→		1603			
Polesworth (PSW) d																		
Tamworth (TAM) d					1411				1511						1611			
Lichfield Trent Valley (LTV) d					1418				1518						1618			
Rugeley Trent Valley (RGL) d					1425				1525						1625			
Stafford (STA) d	1350			1424	1435		1450		1535		1550			1624	1635		1650	
Crewe (CRE) <b>10</b> a	1408	1423		1442	1454		1508	1523	1554		1608	1623	1642	1654		1708	1724	

For the complete service between London, Milton Keynes and Rugby see table 067  
 For the complete service between Stafford and Crewe see table 076

**NOTES** (see introductory pages for explanation of train operator codes and standard symbols)

- a Arrival time
- d Departure time
- u Stops to pick up only
- c Arrives 3 minutes earlier
- A From Wolverhampton to Glasgow Central
- B To Glasgow Central
- C To Manchester Piccadilly
- D To Liverpool Lime Street
- E To Holyhead
- F To Chester

London, Milton Keynes and Rugby to Nuneaton, Tamworth, Lichfield, Stafford and Crewe

**Mondays to Fridays**

Operator Days of operation/Notes 1st Class/Reservations/Bus Catering facilities	LM	VT C 1R X	VT FX C 1R X	VT FO C 1R X	VT D 1R X	LM	VT E 1R X	VT G 1R X	LM	VT C 1R X	VT FX C 1R X	VT FO C 1R X	VT D 1R X	LM	VT H 1R X	LM	VT C 1R X	VT C 1R X
London Euston (EUS)  d	1546	1613	1633	1633	1643	1646	1702	1705		1713	1733	1733	1743	1746	1802		1813	1833
Watford Junction (WFJ) d																		
Milton Keynes Central (MKC) d	1619				1715	1719							1815u	1819				
Northampton (NMP) d																		
Rugby (RUG) d	1642					1742								1842				
Nuneaton (NUN) d	1657c	1709a				1757c			1757c	1809a				1857c			1857c	1909a
Atherstone (ATH) d	1703								1803								1903	
Polesworth (PSW) d																		
Tamworth (TAM) d	1713						1809		1813						1909	1913		
Lichfield Trent Valley (LTV) d	1720						1816		1820						1916	1920		
Rugeley Trent Valley (RGL) d	1727								1827							1927		
Stafford (STA) d	1737		1749s	1750			1832		1837		1849s	1850			1932	1937		1950
Crewe (CRE)  a	1757		1808	1808	1823		1850	1844	1858		1908	1908	1923		1950	1957		2009

Operator Days of operation/Notes 1st Class/Reservations/Bus Catering facilities	VT D 1R X	LM	VT E 1R X	VT D 1R X	LM	VT C 1R X	VT C 1R X	VT D 1R X	LM	VT E 1R X	LM	VT C 1R X	VT J 1R X	VT D 1R X	LM	VT J 1R X	LM	LM
London Euston (EUS)  d	1843	1846	1902	1907		1913	1933	1943	1946	2002		2013	2033	2043	2046	2110		2146
Watford Junction (WFJ) d												2028u				2125u		
Milton Keynes Central (MKC) d	1915u	1919						2015	2019			2049		2115	2119			2219
Northampton (NMP) d																		
Rugby (RUG) d		1942							2042			2111			2142	2204		2242
Nuneaton (NUN) d		1957c		1957c	2009a				2057c	2057c	2103	2123		2157c	2216			2257
Atherstone (ATH) d				2003										2203				2303
Polesworth (PSW) d																		
Tamworth (TAM) d			2009		2013							2111		2137				2311
Lichfield Trent Valley (LTV) d			2016		2020							2118		2144				2318
Rugeley Trent Valley (RGL) d					2027							2125						2325
Stafford (STA) d			2032		2037		2050			2124	2135	2148	2159		2235	2240	2243	2338c
Crewe (CRE)  a	2023		2050	2043	2057		2109	2124		2142	2154	2206	2217	2223	2259	2259	2325	0002

Operator Days of operation/Notes 1st Class/Reservations/Bus Catering facilities	VT D 1R X	VT C 1R X
London Euston (EUS)  d	2200	2203
Watford Junction (WFJ) d		
Milton Keynes Central (MKC) d	2241	2245u
Northampton (NMP) d		
Rugby (RUG) d		2311
Nuneaton (NUN) d		2322a
Atherstone (ATH) d		
Polesworth (PSW) d		
Tamworth (TAM) d	2320s	
Lichfield Trent Valley (LTV) d	2327s	
Rugeley Trent Valley (RGL) d		
Stafford (STA) d	2341s	
Crewe (CRE)  a	0009	

NOTES (see introductory pages for explanation of train operator codes and standard symbols)

- a Arrival time
- d Departure time
- s Stops to set down only
- u Stops to pick up only
- c Arrives 3 minutes earlier
- C To Manchester Piccadilly
- D To Liverpool Lime Street
- E To Holyhead
- G To Blackpool North
- H To Wrexham General
- J To Preston
- FO Fridays only
- FX Not Fridays

London, Milton Keynes and Rugby to Nuneaton, Tamworth, Lichfield, Stafford and Crewe

Saturdays

Operator Days of operation/Notes 1st Class/Reservations/Bus Catering facilities	VT A	LM	LM	LM	VT B	VT C	VT D	LM	VT C	VT C	VT D	LM	VT C	VT C	VT D	LM	VT E	LM
	1R				1R	1R	1R		1R	1R	1R		1R	1R	1R		1R	
	⊗				⊗	⊗	⊗		⊗	⊗	⊗		⊗	⊗	⊗		⊗	
London Euston (EUS) ⊕ 15 d					0603	0629	0633	0643	0713	0733	0743	0746	0813	0833	0843	0846	0902	
Watford Junction (WFJ) d					0618u													
Milton Keynes Central (MKC) d					0638	0700	0705	0716				0815	0819			0915	0919	
Northampton (NMP) d		0514		0602														
Rugby (RUG) d		0543		0625	0701			0739					0842				0942	←
Nuneaton (NUN) d		0555		0637				0754	0808a				0857e	0909a			0957e	0957e
Atherstone (ATH) d		0601		0643				0800					0903				→	1003
Polesworth (PSW) d				0648														
Tamworth (TAM) d		0610		0653			0744	0808					0911					1011
Lichfield Trent Valley (LTV) d		0616		0659			0750	0814					0918					1018
Rugeley Trent Valley (RGL) d		0624		0708				0821					0925					1025
Stafford (STA) d	0536	0633	0643	0720	0732	0750	0806	0835c		0850			0935		0950		1024	1035
Crewe (CRE) 10 a	0554	0654	0725	0739	0751	0808	0824	0854		0908	0923	0954		1008	1023		1042	1054

Operator Days of operation/Notes 1st Class/Reservations/Bus Catering facilities	VT C	VT C	VT D	LM	VT E	LM	VT C	VT C	VT D	LM	VT C	VT C	VT D	LM	VT F	LM	VT C	VT C
	1R	1R	1R		1R		1R	1R	1R		1R	1R	1R		1R		1R	1R
	⊗	⊗	⊗		⊗		⊗	⊗	⊗		⊗	⊗	⊗		⊗		⊗	⊗
London Euston (EUS) ⊕ 15 d	0913	0933	0943	0946	1002		1013	1033	1043	1046	1113	1133	1143	1146	1202		1213	1233
Watford Junction (WFJ) d																		
Milton Keynes Central (MKC) d			1015	1019					1115	1119			1215	1219				
Northampton (NMP) d																		
Rugby (RUG) d				1042		←				1142			1242		←			
Nuneaton (NUN) d	1009a			1057e		1057e	1109a		1157e	1209a			1257e		1257e	1309a		
Atherstone (ATH) d			→			1103			1203				→		1303			
Polesworth (PSW) d																		
Tamworth (TAM) d						1111			1211							1311		
Lichfield Trent Valley (LTV) d						1118			1218							1318		
Rugeley Trent Valley (RGL) d						1125			1225							1325		
Stafford (STA) d		1050			1124	1135		1150	1235		1250			1324	1335			1350
Crewe (CRE) 10 a		1108	1123		1142	1154		1208	1223	1254		1308	1323		1342	1354		1408

Operator Days of operation/Notes 1st Class/Reservations/Bus Catering facilities	VT D	LM	VT E	LM	VT C	VT C	VT D	LM	VT C	VT C	VT D	LM	VT C	VT C	VT D	LM	VT E	LM
	1R		1R		1R	1R	1R		1R	1R	1R		1R	1R	1R		1R	
	⊗		⊗		⊗	⊗	⊗		⊗	⊗	⊗		⊗	⊗	⊗		⊗	
London Euston (EUS) ⊕ 15 d	1243	1246	1302		1313	1333	1343	1346	1413	1433	1443	1446	1513	1533	1543	1546	1602	
Watford Junction (WFJ) d																		
Milton Keynes Central (MKC) d	1315	1319					1415	1419				1515	1519		1615	1619		
Northampton (NMP) d																		
Rugby (RUG) d		1342		←				1442				1542				1642		←
Nuneaton (NUN) d		1357e		1357e	1409a			1457e	1509a			1557e	1609a			1657e		1657e
Atherstone (ATH) d		→		1403				1503				1603			→			1703
Polesworth (PSW) d																		
Tamworth (TAM) d				1411				1511				1611						1711
Lichfield Trent Valley (LTV) d				1418				1518				1618						1718
Rugeley Trent Valley (RGL) d				1425				1525				1625						1725
Stafford (STA) d			1424	1435		1450		1535		1550		1635		1650			1724	1735
Crewe (CRE) 10 a	1423		1442	1454		1508	1523	1554		1608	1624	1654		1708	1723		1742	1754

NOTES (see introductory pages for explanation of train operator codes and standard symbols)

- a Arrival time
- d Departure time
- u Stops to pick up only
- c Arrives 4 minutes earlier
- e Arrives 3 minutes earlier
- A From Wolverhampton to Glasgow Central
- B To Glasgow Central
- C To Manchester Piccadilly
- D To Liverpool Lime Street
- E To Holyhead
- F To Chester

London, Milton Keynes and Rugby to Nuneaton, Tamworth, Lichfield, Stafford and Crewe

Saturdays

Operator Days of operation/Notes 1st Class/Reservations/Bus Catering facilities	VT C	VT C	VT D	LM	VT F	LM	VT C	VT C	VT D	LM	VT E	LM	VT C	VT C	VT D	LM	VT G	LM
	1R	1R	1R		1R		1R	1R	1R		1R		1R	1R	1R		1R	
	⊗	⊗	⊗		⊗		⊗	⊗	⊗		⊗		⊗	⊗	⊗		⊗	
London Euston (EUS)  d	1613	1633	1643	1646	1702		1713	1733	1743	1746	1802		1813	1833	1843	1846	1902	
Watford Junction (WFJ) d																		
Milton Keynes Central (MKC) d			1715	1719					1815	1819					1915	1919		
Northampton (NMP) d																		
Rugby (RUG) d				1742		←				1842		←					1942	
Nuneaton (NUN) d	1709a			1757e		1757e	1809a			1857e		1857e	1909a				1957e	
Atherstone (ATH) d				→		1803												
Polesworth (PSW) d																		
Tamworth (TAM) d						1809	1813				1909	1913					2009	2013
Lichfield Trent Valley (LTV) d						1816	1820				1916	1920					2016	2020
Rugeley Trent Valley (RGL) d							1827					1927						2027
Stafford (STA) d		1750				1832	1837		1850		1932	1937		1950			2032	2037
Crewe (CRE)  a		1808	1823			1850	1856		1908	1923	1950	1957		2008	2023		2050	2056



Operator Days of operation/Notes 1st Class/Reservations/Bus Catering facilities	VT C	VT H	VT C	VT D	LM	VT D	VT C	VT H	LM	VT C	LM
	1R	1R	1R	1R		1R	1R	1R		1R	
	⊗	⊗	⊗	⊗		⊗	⊗	⊗		⊗	
London Euston (EUS)  d	1913	1928	1931	1937	1940	2012	2018	2031	2035	2101	
Watford Junction (WFJ) d								2046u	2050		
Milton Keynes Central (MKC) d				2015	2024		2104		2122	2146	
Northampton (NMP) d											
Rugby (RUG) d					2048	2120			2146		←
Nuneaton (NUN) d	2009a				2100		2135a		2158	2158	
Atherstone (ATH) d					2106				→	2204	
Polesworth (PSW) d											
Tamworth (TAM) d					2114			2157			2212
Lichfield Trent Valley (LTV) d					2120			2204			2218
Rugeley Trent Valley (RGL) d					2127						2225
Stafford (STA) d			2050		2139e	2152				2236	2241e
Crewe (CRE)  a		2101	2108	2123	2159	2209		2232		2259	2302



NOTES (see introductory pages for explanation of train operator codes and standard symbols)



- a Arrival time
- d Departure time
- u Stops to pick up only
- e Arrives 3 minutes earlier
- C To Manchester Piccadilly
- D To Liverpool Lime Street
- E To Holyhead
- F To Chester
- G To Wrexham General
- H To Preston

London, Milton Keynes and Rugby to Nuneaton, Tamworth, Lichfield, Stafford and Crewe

Sundays

Operator Days of operation/Notes 1st Class/Reservations/Bus Catering facilities	LM	VT A 11R X	LM	VT A 11R X	VT B 11R X	LM	VT C 11R X	LM	VT A 11R X	VT B 11R X	VT C 11R X	LM	LM	VT A 11R X	VT B 11R X	LM	VT C 11R X	LM
London Euston (EUS)  d	0751	0807		0816	0820		0847	0853	0916	0919	0946		0956	1016	1019		1046	1052
Watford Junction (WFJ) d	0807	0822u			0836u			0911		0936u			1012		1036u			1114
Milton Keynes Central (MKC) d	0852	0857		0901	0908		0934	0956	1002	1008	1035		1057	1104	1109		1134	1159
Northampton (NMP) d	0927						←	1028				←	1129			←		1221
Rugby (RUG) d	0951					0951	1010u	1051				1051	1152	1145	1145	1152	1209	1244
Nuneaton (NUN) d	→			0945a		1005		→	1047a			1104	→	1148a		1205		→
Atherstone (ATH) d						1011						1110				1211		
Polesworth (PSW) d																		
Tamworth (TAM) d					1001	1019				1101		1118				1219		
Lichfield Trent Valley (LTV) d					1008	1025				1108		1124				1225		
Rugeley Trent Valley (RGL) d						1032						1131				1232		
Stafford (STA) d			0942		1024	1046				1124		1146			1221	1244		
Crewe (CRE)  a		1018	1025		1042	1105	1057			1142	1157	1205			1239	1303	1254	

Operator Days of operation/Notes 1st Class/Reservations/Bus Catering facilities	VT A 11R X	VT B 11R X	LM	VT A 11R X	VT A 11R X	VT B 11R X	LM	VT D 11R X	LM	VT A 11R X	VT A 11R X	VT B 11R X	LM	VT E 11R X	LM	VT A 11R X	VT A 11R X	VT B 11R X
London Euston (EUS)  d	1116	1119		1208	1232	1242	1245	1302		1312	1332	1342	1345	1401		1412	1432	1442
Watford Junction (WFJ) d		1136u																
Milton Keynes Central (MKC) d	1203	1210		1240		1315	1319					1415	1419					1515
Northampton (NMP) d			←															
Rugby (RUG) d		1233	1244				1342		←				1442		←			
Nuneaton (NUN) d	1232a		1256	1309a			1357c	1357c	1409a			1457c		1457c	1509a			
Atherstone (ATH) d			1302				→	1403				→	1503					
Polesworth (PSW) d																		
Tamworth (TAM) d			1310						1411							1511		
Lichfield Trent Valley (LTV) d			1317						1418							1518		
Rugeley Trent Valley (RGL) d			1324						1425							1525		
Stafford (STA) d		1306	1334		1350			1424	1436		1450			1524	1536		1550	
Crewe (CRE)  a		1324	1353		1409	1423		1442	1458		1509	1523		1542	1558		1609	1623







Operator Days of operation/Notes 1st Class/Reservations/Bus Catering facilities	LM	VT F 11R X	LM	VT A 11R X	VT A 11R X	VT B 11R X	LM	VT E 11R X	LM	VT A 11R X	VT A 11R X	VT B 11R X	LM	VT G 11R X	LM	VT A 11R X	VT A 11R X	VT B 11R X
London Euston (EUS)  d	1445	1501		1512	1532	1542	1545	1601		1612	1632	1642	1645	1701		1712	1732	1742
Watford Junction (WFJ) d																		
Milton Keynes Central (MKC) d	1519					1615	1619					1715	1719					1815
Northampton (NMP) d																		
Rugby (RUG) d	1542		←				1642		←				1742		←			
Nuneaton (NUN) d	1557c		1557c	1609a			1657c	1657c	1709a			1757c		1757c	1809a			
Atherstone (ATH) d	→		1603				→	1703				→	1803					
Polesworth (PSW) d																		
Tamworth (TAM) d			1611						1711							1811		
Lichfield Trent Valley (LTV) d			1618						1718							1818		
Rugeley Trent Valley (RGL) d			1625						1725							1825		
Stafford (STA) d		1624	1636		1650			1724	1735		1750			1824	1835		1850	
Crewe (CRE)  a		1642	1658		1708	1723		1742	1754		1808	1823		1842	1854		1908	1923



NOTES (see introductory pages for explanation of train operator codes and standard symbols)

- a Arrival time
- d Departure time
- u Stops to pick up only
- c Arrives 3 minutes earlier
- A To Manchester Piccadilly
- B To Liverpool Lime Street
- C To Glasgow Central
- D To Holyhead
- E To Chester
- F To Blackpool North
- G To Wrexham General/Holyhead

## London, Milton Keynes and Rugby to Nuneaton, Tamworth, Lichfield, Stafford and Crewe

## Sundays

Operator Days of operation/Notes 1st Class/Reservations/Bus Catering facilities	LM	VT D 1R X	LM	VT A 1R X	VT A 1R X	VT B 1R X	LM	VT D 1R X	LM	VT A 1R X	VT A 1R X	VT B 1R X	LM	VT A 1R X	VT H 1R X	VT A 1R X	VT B 1R X	VT H 1R X
London Euston (EUS)  d	1745	1801		1812	1832	1842	1845	1901		1912	1932	1942	1945	2012	2028	2031	2039	2053
Watford Junction (WFJ) d																		
Milton Keynes Central (MKC) d	1819					1915	1919					2015	2019				2124	2139
Northampton (NMP) d																		
Rugby (RUG) d	1842						1942						2042					2203
Nuneaton (NUN) d	1857c		1857c	1909a			1957c		1957c	2009a			2057c	2109a				
Atherstone (ATH) d			1903							2003			2103					
Polesworth (PSW) d																		
Tamworth (TAM) d			1911							2011			2111				2203	
Lichfield Trent Valley (LTV) d			1918							2018			2118				2210	
Rugeley Trent Valley (RGL) d			1925							2025			2125					
Stafford (STA) d		1924	1935		1950			2024	2035		2050		2135		2150	2225		
Crewe (CRE)  a		1942	1954		2008	2023		2042	2055		2108	2123	2154		2201	2208	2243	2248

Operator Days of operation/Notes 1st Class/Reservations/Bus Catering facilities	VT B 1R X	VT A 1R X
London Euston (EUS)  d	2121	2149
Watford Junction (WFJ) d		2209u
Milton Keynes Central (MKC) d		2242
Northampton (NMP) d		
Rugby (RUG) d		2318
Nuneaton (NUN) d	2259	2329
Atherstone (ATH) d		
Polesworth (PSW) d		
Tamworth (TAM) d		
Lichfield Trent Valley (LTV) d		
Rugeley Trent Valley (RGL) d		
Stafford (STA) d	2325	2352s
Crewe (CRE)  a	2345	0015

**NOTES** (see introductory pages for explanation of train operator codes and standard symbols)

- a Arrival time
- d Departure time
- s Stops to set down only
- u Stops to pick up only
- c Arrives 3 minutes earlier
- A To Manchester Piccadilly
- B To Liverpool Lime Street
- D To Holyhead
- H To Preston

Crewe and Stafford to Lichfield, Tamworth, Nuneaton, Rugby, Milton Keynes and London

**Mondays to Fridays**

Operator Days of operation/Notes 1st Class/Reservations/Bus Catering facilities	LM	VT A 11R X	LM	VT B 11R X	VT C 11R X	LM	VT A 11R X	VT B 11R X	VT D 11R X	VT A 11R X	LM	VT A 11R X	LM	VT E 11R X	VT A 11R X	LM	VT B 11R X	VT A 11R X
Crewe (CRE) 10 d	0510	0537	0545	0603			0631		0655		0713	0732		0755		0813	0823	0832
Stafford (STA) d	0533	0556	0609c	0622				0654	0714		0732	0752		0814		0832		0852
Rugeley Trent Valley (RGL) d			0620								0742					0842		
Lichfield Trent Valley (LTV) d	0549		0628		0641			0710			0749					0849		
Tamworth (TAM) d	0556		0635		0648			0718			0756					0856		
Atherstone (ATH) d	0604		0643								0804				0904			
Nuneaton (NUN) d	0612	0620	0650			0650	0711			0743	0811		0811	0843	0911			
Rugby (RUG) a	0625	0632		0652		0706		0737					0826					
Northampton (NMP) a																		
Milton Keynes Central (MKC) a	0648	0652		0713	0724	0729							0849				0926	
Watford Junction (WFJ) a																		
London Euston (EUS) 15 a	0724	0727		0753	0800	0805	0810	0827	0835	0841		0909	0925	0935	0941		1003	1009

Operator Days of operation/Notes 1st Class/Reservations/Bus Catering facilities	LM	VT F 11R X	VT A 11R X	LM	VT B 11R X	VT A 11R X	LM	LM	VT G 11R X	VT A 11R X	LM	VT B 11R X	VT A 11R X	LM	VT F 11R X	VT A 11R X	LM	VT B 11R X
Crewe (CRE) 10 d		0855		0913	0923	0932		0933	0943		1013	1023	1032		1055		1113	1123
Stafford (STA) d		0914		0932		0952		1016a			1032		1052		1114		1132	
Rugeley Trent Valley (RGL) d				0942							1042						1142	
Lichfield Trent Valley (LTV) d				0949					1015		1049						1149	
Tamworth (TAM) d				0956					1022		1056						1156	
Atherstone (ATH) d				1004							1104						1204	
Nuneaton (NUN) d	0911		0943	1011			1011			1043	1111			1111	1143	1211		
Rugby (RUG) a	0926						1026		1042				1126					
Northampton (NMP) a																		
Milton Keynes Central (MKC) a	0948				1026		1048					1126		1148				1226
Watford Junction (WFJ) a																		
London Euston (EUS) 15 a	1024	1035	1041		1103	1109	1124		1135	1141		1204	1210	1224	1235	1241		1303

Operator Days of operation/Notes 1st Class/Reservations/Bus Catering facilities	VT A 11R X	LM	LM	VT A 11R X	LM	VT B 11R X	VT A 11R X	LM	VT G 11R X	VT A 11R X	LM	VT B 11R X	VT A 11R X	LM	LM	VT A 11R X	LM	VT B 11R X
Crewe (CRE) 10 d	1132		1133		1213	1223	1232		1255		1313	1323	1332		1333		1413	1423
Stafford (STA) d	1152		1217a		1232		1252		1314		1332		1352		1416a		1432	
Rugeley Trent Valley (RGL) d					1242						1342						1442	
Lichfield Trent Valley (LTV) d					1249						1349						1449	
Tamworth (TAM) d					1256						1356						1456	
Atherstone (ATH) d					1304						1404						1504	
Nuneaton (NUN) d		1211		1243	1311			1311		1343	1411			1411	1443	1511		
Rugby (RUG) a		1226						1326					1426					
Northampton (NMP) a																		
Milton Keynes Central (MKC) a		1248				1326		1348				1426		1448				1526
Watford Junction (WFJ) a																		
London Euston (EUS) 15 a	1309	1324		1341		1403	1410	1424	1435	1441		1503	1509	1524		1541		1604

NOTES (see introductory pages for explanation of train operator codes and standard symbols)

- a Arrival time
- d Departure time
- c Arrives 4 minutes earlier
- A From Manchester Piccadilly
- B From Liverpool Lime Street
- C From Lancaster
- D From Blackpool North
- E From Holyhead/Wrexham General
- F From Holyhead
- G From Chester

## Crewe and Stafford to Lichfield, Tamworth, Nuneaton, Rugby, Milton Keynes and London

## Mondays to Fridays

Operator Days of operation/Notes 1st Class/Reservations/Bus Catering facilities	VT A	LM	VT F	VT A	LM	VT B	VT A	LM	VT G	VT A	LM	VT B	VT A	LM	VT F	VT A	LM	VT B	
	1R		1R	1R		1R	1R		1R	1R		1R	1R		1R	1R		1R	
	⊗		⊗	⊗		⊗	⊗		⊗	⊗		⊗	⊗		⊗	⊗		⊗	
Crewe (CRE)	10 d	1432		1455		1513	1523	1532		1555		1613	1623	1632		1655		1713	1723
Stafford (STA)	d	1452		1514		1532		1552		1614		1632		1652		1714		1732	
Rugeley Trent Valley (RGL)	d					1542						1642						1742	
Lichfield Trent Valley (LTV)	d					1549						1649						1749	
Tamworth (TAM)	d					1556						1656						1756	
Atherstone (ATH)	d					1604						1704						1804	
Nuneaton (NUN)	d		1511		1543	1611			1611		1643	1711			1711		1743	1811	
Rugby (RUG)	a		1526						1626					1726					
Northampton (NMP)	a																		
Milton Keynes Central (MKC)	a		1548					1626		1648				1726		1748			1826
Watford Junction (WFJ)	a																		
London Euston (EUS)	⊕ 15 a	1610	1624	1637	1644		1703	1709	1724	1735	1741		1803	1810	1824	1835	1841		1903

Operator Days of operation/Notes 1st Class/Reservations/Bus Catering facilities	VT A	LM	VT G	VT A	LM	VT B	VT A	LM	LM	VT A	LM	VT B	VT A	LM	LM	VT A	LM	VT B	
	1R		1R	1R		1R	1R			1R		1R	1R			1R		1R	
	⊗		⊗	⊗		⊗	⊗			⊗		⊗	⊗			⊗		⊗	
Crewe (CRE)	10 d	1732		1755		1813	1823	1832		1833		1913	1923	1932		1933		2013	2023
Stafford (STA)	d	1752		1814		1832		1852		1918a		1932		1952		2016a		2032	
Rugeley Trent Valley (RGL)	d					1842						1942						2042	
Lichfield Trent Valley (LTV)	d					1849						1949						2049	
Tamworth (TAM)	d					1856						1956						2056	
Atherstone (ATH)	d					1904						2004						2104	
Nuneaton (NUN)	d		1811		1843	1911			1911		1943	2011			2011		2027	2111	
Rugby (RUG)	a		1826						1926					2028		2039			
Northampton (NMP)	a																		
Milton Keynes Central (MKC)	a		1848					1926		1948				2026		2051		2059	2126
Watford Junction (WFJ)	a																		
London Euston (EUS)	⊕ 15 a	1909	1924	1935	1941		2003	2010	2024		2041		2103	2113	2127		2134		2205

Operator Days of operation/Notes 1st Class/Reservations/Bus Catering facilities	VT A	LM	LM	VT H	VT A	LM	VT B	LM	VT A	LM	
	1R			1R	1R		1R		1R		
	⊗			⊗	⊗		⊗		⊗		
Crewe (CRE)	10 d	2032		2033	2046		2113	2134	2144		2213
Stafford (STA)	d	2052		2116a			2132	2154	2226a		2232
Rugeley Trent Valley (RGL)	d						2142				2242
Lichfield Trent Valley (LTV)	d						2149			2217	2249
Tamworth (TAM)	d						2156			2224	2256
Atherstone (ATH)	d						2204				2304
Nuneaton (NUN)	d		2111		2128		2211	2221			2311
Rugby (RUG)	a		2126		2131		2226	2232			2328
Northampton (NMP)	a						2249				
Milton Keynes Central (MKC)	a		2148		2152	2157		2256		2301	
Watford Junction (WFJ)	a	2157s						2331s		2336s	
London Euston (EUS)	⊕ 15 a	2214	2224		2227	2231		2356		2359	

NOTES (see introductory pages for explanation of train operator codes and standard symbols)

- a Arrival time
- d Departure time
- s Stops to set down only
- A From Manchester Piccadilly
- B From Liverpool Lime Street
- F From Holyhead
- G From Chester
- H From Glasgow Central



Crewe and Stafford to Lichfield, Tamworth, Nuneaton, Rugby, Milton Keynes and London

Saturdays

Operator Days of operation/Notes 1st Class/Reservations/Bus Catering facilities	LM	VT A 1R X	LM	VT B 1R X	VT C 1R X	LM	VT A 1R X	LM	VT B 1R X	VT D 1R X	VT A 1R X	LM	VT B 1R X	VT A 1R X	LM	VT E 1R X	VT A 1R X	LM
Crewe (CRE) 10 d	0525	0537		0603		0606	0632			0655		0713	0723	0732		0755		0813
Stafford (STA) d	0544	0556		0622		0632c			0654	0714		0732		0752		0814		0832
Rugeley Trent Valley (RGL) d	0554		←			0642		←				0742						0842
Lichfield Trent Valley (LTV) d	0602		0602		0642	0649		0649	0710			0749						0849
Tamworth (TAM) d	←		0608		0649	←		0656	0718			0756						0856
Atherstone (ATH) d			0617					0704				0804						0904
Nuneaton (NUN) d		0620	0624				0711				0743	0811			0811		0843	0911
Rugby (RUG) a		0632	0640	0652				0726	0737			←			0826			←
Northampton (NMP) a																		
Milton Keynes Central (MKC) a		0652	0702	0713	0725			0750					0826		0848			
Watford Junction (WFJ) a							0756s											
London Euston (EUS) 15 a		0727	0738	0753	0800		0813	0827	0832	0835	0841		0903	0909	0924	0935	0941	

Operator Days of operation/Notes 1st Class/Reservations/Bus Catering facilities	VT B 1R X	VT A 1R X	LM	LM	VT A 1R X	LM	VT B 1R X	VT A 1R X	LM	VT F 1R X	VT A 1R X	LM	VT B 1R X	VT A 1R X	LM	VT F 1R X	VT A 1R X	LM
Crewe (CRE) 10 d	0823	0832		0833		0913	0923	0932		0955		1013	1023	1032		1055		1113
Stafford (STA) d		0852		0916a		0932		0952		1014		1032		1052		1114		1132
Rugeley Trent Valley (RGL) d						0942						1042						1142
Lichfield Trent Valley (LTV) d						0949						1049						1149
Tamworth (TAM) d						0956						1056						1156
Atherstone (ATH) d			←			1004		←				1104			←			1204
Nuneaton (NUN) d			0911		0943	1011			1011		1043	1111			1111		1143	1211
Rugby (RUG) a			0926			←			1026			←			1126			←
Northampton (NMP) a																		
Milton Keynes Central (MKC) a	0926		0948				1026		1048				1126		1148			
Watford Junction (WFJ) a																		
London Euston (EUS) 15 a	1003	1009	1024		1041		1103	1109	1124	1135	1141		1203	1209	1224	1235	1241	

Operator Days of operation/Notes 1st Class/Reservations/Bus Catering facilities	VT B 1R X	VT A 1R X	LM	LM	VT A 1R X	LM	VT B 1R X	VT A 1R X	LM	VT D 1R X	VT A 1R X	LM	VT B 1R X	VT A 1R X	LM	LM	VT A 1R X	LM
Crewe (CRE) 10 d	1123	1132		1133		1213	1223	1232		1255		1313	1323	1332		1333		1413
Stafford (STA) d		1152		1216a		1232		1252		1314		1332		1352		1416a		1432
Rugeley Trent Valley (RGL) d						1242						1342						1442
Lichfield Trent Valley (LTV) d						1249						1349						1449
Tamworth (TAM) d						1256						1356						1456
Atherstone (ATH) d			←			1304		←				1404			←			1504
Nuneaton (NUN) d			1211		1242	1311			1311		1343	1411			1411		1443	1511
Rugby (RUG) a			1226			←			1326			←			1426			←
Northampton (NMP) a																		
Milton Keynes Central (MKC) a	1226		1248				1326		1348				1426		1448			
Watford Junction (WFJ) a																		
London Euston (EUS) 15 a	1303	1309	1324		1341		1403	1409	1424	1435	1441		1503	1509	1524		1541	

NOTES (see introductory pages for explanation of train operator codes and standard symbols)

- a Arrival time
- d Departure time
- s Stops to set down only
- c Arrives 7 minutes earlier
- A From Manchester Piccadilly
- B From Liverpool Lime Street
- C From Lancaster
- D From Chester
- E From Holyhead/Wrexham General
- F From Holyhead

## Crewe and Stafford to Lichfield, Tamworth, Nuneaton, Rugby, Milton Keynes and London

## Saturdays

Operator Days of operation/Notes 1st Class/Reservations/Bus Catering facilities	VT B	VT A	LM	VT D	VT A	LM	VT B	VT A	LM	VT F	VT A	LM	VT B	VT A	LM	VT F	VT A	LM	
Crewe (CRE)	10 d	1423	1432		1455		1513	1523	1532		1555		1613	1623	1632		1655		1713
Stafford (STA)	d		1452		1514		1532	1552	1614		1632		1642		1652		1714		1732
Rugeley Trent Valley (RGL)	d						1542				1649								1742
Lichfield Trent Valley (LTV)	d						1549				1656								1749
Tamworth (TAM)	d						1556				1704								1756
Atherstone (ATH)	d						1604				1711								1804
Nuneaton (NUN)	d			1511		1543	1611		1611		1643		1711			1711		1743	1811
Rugby (RUG)	a			1526					1626							1726			
Northampton (NMP)	a																		
Milton Keynes Central (MKC)	a	1526		1548			1626		1648				1726		1748				
Watford Junction (WFJ)	a																		
London Euston (EUS)	10 a	1603	1609	1624	1635	1641		1703	1709	1724	1735	1741		1803	1809	1824	1835	1841	

Operator Days of operation/Notes 1st Class/Reservations/Bus Catering facilities	VT B	VT A	LM	LM	VT A	LM	VT B	VT A	LM	LM	VT A	LM	VT B	VT A	LM	LM	VT A	LM	
Crewe (CRE)	10 d	1723	1732		1733		1813	1823	1832		1833		1913	1923	1932		1933		2013
Stafford (STA)	d		1752		1816a		1832	1852	1916a		1932		1942		1952		2016a		2032
Rugeley Trent Valley (RGL)	d						1842				1949								2042
Lichfield Trent Valley (LTV)	d						1849				1956								2049
Tamworth (TAM)	d						1856				2004								2056
Atherstone (ATH)	d						1904				2011								2104
Nuneaton (NUN)	d			1811		1843	1911		1911		1943	2011			2011		2027		2111
Rugby (RUG)	a			1826					1926					2022	2026				
Northampton (NMP)	a														2046				
Milton Keynes Central (MKC)	a	1826		1848			1926		1948				2030	2045					2100
Watford Junction (WFJ)	a							2002s	2019					2115s					2128s
London Euston (EUS)	10 a	1903	1909	1924		1941		2003	2025	2039		2058		2127	2133				2152

Operator Days of operation/Notes 1st Class/Reservations/Bus Catering facilities	VT B	LM	VT G	VT A
Crewe (CRE)	10 d	2023		2044
Stafford (STA)	d			2103
Rugeley Trent Valley (RGL)	d			
Lichfield Trent Valley (LTV)	d			2117
Tamworth (TAM)	d			2124
Atherstone (ATH)	d			
Nuneaton (NUN)	d		2111	
Rugby (RUG)	a		2126	2133
Northampton (NMP)	a			
Milton Keynes Central (MKC)	a	2130	2150	2156
Watford Junction (WFJ)	a		2224	2231s
London Euston (EUS)	10 a	2225	2244	2255

## NOTES (see introductory pages for explanation of train operator codes and standard symbols)

- a Arrival time
- d Departure time
- s Stops to set down only
- A From Manchester Piccadilly
- B From Liverpool Lime Street
- D From Chester
- F From Holyhead
- G From Glasgow Central

Crewe and Stafford to Lichfield, Tamworth, Nuneaton, Rugby, Milton Keynes and London

Sundays

Operator Days of operation/Notes 1st Class/Reservations/Bus Catering facilities	VT A	VT B	VT A	VT B	VT C	LM	VT B	VT D	LM	VT C	VT A	VT A	LM	VT B	VT C	LM	VT E	LM		
	1R	1R	1R	1R	1R		1R	1R		1R	1R	1R		1R	1R		1R			
	⊗	⊗	⊗	⊗	⊗		⊗	⊗		⊗	⊗	⊗		⊗	⊗		⊗			
Crewe (CRE)	10 d	0841	0849		0915	0943	0952	1015	1037		1046	1056		1113	1123	1142		1151	1213	
Stafford (STA)	d	0900			0934		1017c	1034	1056					1132				1210	1232	
Rugeley Trent Valley (RGL)	d						1028							1142					1242	
Lichfield Trent Valley (LTV)	d			0924			1035							1149					1249	
Tamworth (TAM)	d						1042							1156					1256	
Atherstone (ATH)	d						1050							1204					1304	
Nuneaton (NUN)	d		0929				1057			1057			1149	1211			1211		1311	
Rugby (RUG)	a					1030	←			1114	1134		1203	←					←	
Northampton (NMP)	a									1135										
Milton Keynes Central (MKC)	a	1008			1043	1105		1145		1156	1209	1216	1224				1228	1248	1259	
Watford Junction (WFJ)	a	1036s	1041s		1115s	1143s				1227										
London Euston (EUS)	15 a	1100	1104	1110	1140	1209		1228	1237	1242	1246	1254	1301				1306	1318	1325	1336

Operator Days of operation/Notes 1st Class/Reservations/Bus Catering facilities	VT B	VT A	LM	VT F	VT A	LM	VT B	VT A	LM	VT D	VT A	LM	VT B	VT A	LM	VT E	VT A	LM		
	1R	1R		1R	1R		1R	1R		1R	1R		1R	1R		1R	1R			
	⊗	⊗		⊗	⊗		⊗	⊗		⊗	⊗		⊗	⊗		⊗	⊗			
Crewe (CRE)	10 d	1223		1255		1313	1323	1332		1355			1413	1423	1432		1455		1513	
Stafford (STA)	d			1314		1332		1352		1414			1432		1452		1514		1532	
Rugeley Trent Valley (RGL)	d					1342							1442						1542	
Lichfield Trent Valley (LTV)	d					1349							1449						1549	
Tamworth (TAM)	d					1356							1456						1556	
Atherstone (ATH)	d			←		1404			←				1504			←			1604	
Nuneaton (NUN)	d			1311		1343	1411			1411		1443	1511			1511		1543	1611	
Rugby (RUG)	a			1326		←				1426			←			1526			←	
Northampton (NMP)	a																			
Milton Keynes Central (MKC)	a	1326		1348			1426		1448				1526			1548				
Watford Junction (WFJ)	a																			
London Euston (EUS)	15 a	1404	1410	1425	1436	1443		1504	1510	1525	1536	1542				1604	1610	1625	1636	1642

Operator Days of operation/Notes 1st Class/Reservations/Bus Catering facilities	VT B	VT A	LM	VT E	VT A	LM	VT B	VT A	LM	VT D	VT A	LM	VT B	VT A	LM	LM	VT A	LM		
	1R	1R		1R	1R		1R	1R		1R	1R		1R	1R			1R			
	⊗	⊗		⊗	⊗		⊗	⊗		⊗	⊗		⊗	⊗			⊗			
Crewe (CRE)	10 d	1523	1532		1555		1613	1623	1632		1655		1713	1723	1732		1733		1813	
Stafford (STA)	d		1552		1614		1632		1652		1714		1732		1752		1816a		1832	
Rugeley Trent Valley (RGL)	d						1642						1742						1842	
Lichfield Trent Valley (LTV)	d						1649						1749						1849	
Tamworth (TAM)	d						1656						1756						1856	
Atherstone (ATH)	d			←			1704						1804				←		1904	
Nuneaton (NUN)	d			1611		1643	1711			1711		1743	1811				1811		1843	1911
Rugby (RUG)	a			1626		←				1726			←				1826		←	
Northampton (NMP)	a																			
Milton Keynes Central (MKC)	a	1626		1648			1726		1748				1826				1848			
Watford Junction (WFJ)	a																			
London Euston (EUS)	15 a	1704	1710	1725	1736	1742		1804	1810	1825	1836	1842					1904	1910	1925	1942

NOTES (see introductory pages for explanation of train operator codes and standard symbols)

- a Arrival time
- d Departure time
- s Stops to set down only
- c Arrives 7 minutes earlier
- A From Manchester Piccadilly
- B From Liverpool Lime Street
- C From Preston
- D From Chester
- E From Holyhead
- F From Wrexham General

## Crewe and Stafford to Lichfield, Tamworth, Nuneaton, Rugby, Milton Keynes and London

## Sundays

Operator Days of operation/Notes 1st Class/Reservations/Bus Catering facilities	VT B	VT A	LM	LM	VT A	LM	VT B	VT A	VT A	LM	LM	VT A	LM	VT B	LM	VT G	LM	LM	
	1R	1R			1R		1R	1R	1R			1R		1R		1R			
	☒	☒			☒		☒	☒	☒			☒		☒		☒			
Crewe (CRE)	10 d	1823	1832		1833		1913	1923	1932			1933		2013	2023	2033	2049		2113
Stafford (STA)	d		1852		1916a		1932	1952			2016a		2034e	2043	2116a				2131
Rugeley Trent Valley (RGL)	d						1942						2044						2141
Lichfield Trent Valley (LTV)	d						1949		2017				2051						2148
Tamworth (TAM)	d						1956						2058						2155
Atherstone (ATH)	d			←			2004						2106				←		2203
Nuneaton (NUN)	d			1911		1943	2011					2043	2114					2114	2210
Rugby (RUG)	a			1926			2026		2038	←			←					2129	2225
Northampton (NMP)	a						2047				2047							2152	2247
Milton Keynes Central (MKC)	a	1926		1948			←	2026			2102		2113		2135		2152	2210	
Watford Junction (WFJ)	a								2128s					2211s		2229s	2253		
London Euston (EUS)	15 a	2004	2010	2025		2042		2104	2114	2147	2153		2201		2237		2252	2316	

Operator Days of operation/Notes 1st Class/Reservations/Bus Catering facilities	VT B
	1R
	☒
Crewe (CRE)	10 d 2124
Stafford (STA)	d 2143
Rugeley Trent Valley (RGL)	d
Lichfield Trent Valley (LTV)	d 2200
Tamworth (TAM)	d 2207
Atherstone (ATH)	d
Nuneaton (NUN)	d 2219
Rugby (RUG)	a 2232
Northampton (NMP)	a
Milton Keynes Central (MKC)	a 2305
Watford Junction (WFJ)	a 2336s
London Euston (EUS)	15 a 2355

**NOTES** (see introductory pages for explanation of train operator codes and standard symbols)

- a Arrival time
- d Departure time
- s Stops to set down only
- e Arrives 3 minutes earlier
- A From Manchester Piccadilly
- B From Liverpool Lime Street
- G From Glasgow Central