

London, Brighton, Horsham, Gatwick Airport and East Croydon to Stevenage, Peterborough, Cambridge, Ely and Kings Lynn

**Mondays to Fridays**

Operator Days of operation/Notes 1st Class/Reservations/Bus/Ferry Catering facilities	GN	GN	GN	TL	GN	TL	GN	TL	GR	GN	GR	GN	TL	GR	GN	TL	GN	GR	
	1	1	1	1	1	1	1	1	A	1	B	1	1	A	1	1	1	B	
	1	1	1	1	1	1	1	1	1	1	1	1	1	1	1	1	1	1	
Brighton (BTN)	10	d																0506	
Horsham (HRH)	4	d																	
Gatwick Airport (GTW)	←10	d																0546	
Redhill (RDH)		d																	
East Croydon (ECR)	Ⓜ	d																0601	
London Bridge (LBG)	Ⓜ4	d																0616	
London Blackfriars (BFR)	Ⓜ3	d																0622	
City Thameslink (CTK)	Ⓜ3	d																0624	
Farringdon (ZFD)	Ⓜ3	d																0626	
St Pancras International (STP)	ⓂⓂ15	d																0631	
London Kings Cross (KGX)	Ⓜ15	d			0502	0512	0539	0532	0527	0547	0555	0602	0615	0557	0617	0633	0639	0627	0700
Finsbury Park (FPK)	Ⓜ	a			0507	0517		0537	0532	0552		0607		0602	0622			0637	0632
Finsbury Park (FPK)	Ⓜ	d			0508	0518		0538	0533	0553		0608		0603	0623			0638	0633
Alexandra Palace (AAP)		d							0538					0608					0638
Potters Bar (PBR)		d							0546					0616					0646
Hatfield (HAT)		d							0552					0622					0652
Welwyn Garden City (WGC)	4	d							0558					0628					0658
Welwyn North (WLW)		d							0601					0632					0700
Knebworth (KBW)		d							0605					0636					0704
Stevenage (SVG)	4	d			0531	0537		0559	0609	0615	0617	0629	0636	0640	0645	0655		0659	0708
Hitchin (HIT)	4	d			0539	0542		0605	0614	0620		0635		0646	0650			0705	0714
Arlesey (ARL)		d				0547				0626					0656				
Biggleswade (BIW)		d				0553				0631					0701				
Sandy (SDY)		d				0557				0635					0705				
St Neots (SNO)		d				0604				0643					0713				
Huntingdon (HUN)		d				0611				0650					0720				
Peterborough (PBO)	8	a				0627				0710	0646		0705		0736	0723			0746
Letchworth Garden City (LET)		d				0544			0610	0620			0640		0651			0710	0720
Baldock (BDK)		d				0547			0613	0623			0643		0654			0713	0723
Ashwell & Morden (AWM)		d				0552			0618	0628			0648					0718	
Royston (RYS)		d				0557			0623	0634			0653		0703		0715	0723	0732
Meldreth (MEL)		d				0601				0637					0706				0735
Shepreth (STH)		d				0604				0641					0710				0739
Foxton (FXN)		d				0607				0643					0712				0741
Cambridge (CBG)		a				0618		0627	0638	0654			0707		0723		0730	0738	0752
Cambridge (CBG)		d	0540	0610									0710					0739	
Cambridge North (CMB)		d	0544	0614									0714					0743	
Waterbeach (WBC)		d	0549	0619									0719					0748	
Ely (ELY)	4	a	0558	0628									0728					0757	
Ely (ELY)	4	d	0559	0629									0729					0758	
Littleport (LTP)		d	0606	0636									0736					0806	
Downham Market (DOW)		d	0615	0645									0745					0815	
Watlington (WTG)		d	0621	0651									0751					0821	
Kings Lynn (KLN)		a	0630	0700									0800					0830	

For the complete service between Brighton and London see table 175

For the complete service between Horsham and London see table 174

For the complete service between Gatwick Airport and London see table 173

For the complete service between London and Welwyn Garden City see table 016

For the complete service between Cambridge, Ely and Kings Lynn see table 013

**NOTES** (see introductory pages for explanation of train operator codes and standard symbols)

- a Arrival time
- d Departure time
- c Arrives 3 minutes earlier

- A To Leeds
- B To Edinburgh

London, Brighton, Horsham, Gatwick Airport and East Croydon to Stevenage, Peterborough, Cambridge, Ely and Kings Lynn

**Mondays to Fridays**

Operator Days of operation/Notes 1st Class/Reservations/Bus/Ferry Catering facilities	GR	TL	GR	GN	TL	GN	GR	TL	GR	GN	TL	GN	GR	TL	GN	TL	GN	
	A 1 1 1 X	1	C 1 1 1 X	1	1	1	B 1 1 1 X	1	D 1 1 1 X	1	1	1	A 1 1 1 X	E 1 1 1 X	F 1	1	1	
Brighton (BTN)	10 d				0544										0609			0639
Horsham (HRH)	4 d	0525						0552										
Gatwick Airport (GTW)	← 10 d	0549			0616			0619							0646			0716
Redhill (RDH)	d	0559						0629									0659	
East Croydon (ECR)	10 d	0615			0631			0645							0701			0731
London Bridge (LBG)	4 d	0631			0646			0701							0716			0746
London Blackfriars (BFR)	3 d	0637			0652			0707							0722			0752
City Thameslink (CTK)	3 d	0639			0654			0709							0724			0754
Farringdon (ZFD)	3 d	0641			0656			0711							0726			0756
St Pancras International (STP)	15 d	0646			0701			0716							0731			0801
London Kings Cross (KGX)	15 d	0703	0706	0712		0657	0730		0733	0739				0727	0803	0806	0812	0757
Finsbury Park (FPK)	a	0653			0707	0702		0722						0737	0732		0752	0807
Finsbury Park (FPK)	d	0653			0711	0703		0723						0738	0733		0753	0811
Alexandra Palace (AAP)	d					0708								0738				0808
Potters Bar (PBR)	d					0716								0746				0816
Hatfield (HAT)	d					0722								0752				0822
Welwyn Garden City (WGC)	4 d					0728								0758				0828
Welwyn North (WLW)	d					0730								0800				0830
Knebworth (KBW)	d					0734								0804				0834
Stevenage (SVG)	4 d	0715	0727		0732	0738		0743	0753a				0759	0808			0815	0832
Hitchin (HIT)	4 d	0720			0737	0744		0748					0805	0814			0820	0837
Arlesey (ARL)	d	0726						0753									0826	
Biggleswade (BIW)	d	0731						0759									0831	
Sandy (SDY)	d	0735						0803									0835	
St Neots (SNO)	d	0743						0810									0842	
Huntingdon (HUN)	d	0750						0818									0850	
Peterborough (PBO)	3 a	0750	0808	0757			0816	0834						0849	0853	0905		
Letchworth Garden City (LET)	d				0743	0750							0810	0820				0843
Baldock (BDK)	d				0746	0753							0813	0823				0846
Ashwell & Morden (AWM)	d				0751								0818					0851
Royston (RYS)	d			0748	0756	0802				0815	0823	0832				0848	0856	0902
Meldreth (MEL)	d					0805								0835				0905
Shepreth (STH)	d					0809								0839				0909
Foxton (FXN)	d					0811								0841				0911
Cambridge (CBG)	a			0802	0811	0822					0830	0841	0852				0902	0911
Cambridge (CBG)	d			0805							0835						0905	
Cambridge North (CMB)	d			0809							0841						0909	
Waterbeach (WBC)	d			0814							0846						0914	
Ely (ELY)	4 a			0825							0855						0926	
Ely (ELY)	4 d										0856							
Littleport (LTP)	d										0906c							
Downham Market (DOW)	d										0915							
Watlington (WTG)	d										0921							
Kings Lynn (KLN)	a										0930							

NOTES (see introductory pages for explanation of train operator codes and standard symbols)

- a Arrival time
- d Departure time
- c Arrives 3 minutes earlier
  
- A To Leeds
- B To Edinburgh
- C To York
- D To Harrogate
- E To Lincoln
- F From Three Bridges

London, Brighton, Horsham, Gatwick Airport and East Croydon to Stevenage, Peterborough, Cambridge, Ely and Kings Lynn

**Mondays to Fridays**

Operator Days of operation/Notes 1st Class/Reservations/Bus/Ferry Catering facilities	GC	GR	TL	GR	GN	TL	GN	GR	GR	TL	GR	GN	TL	GN	GR	TL	GR	GN	
	G 1R 1P	B 1R X	1	A 1R X	1	1	1	B 1R X	A 1R X	1	C 1R X	1	1	1	B 1R X	1	D 1R X	1	
Brighton (BTN)	10 d					0709													0739
Horsham (HRH)	4 d			0654						0724									0755
Gatwick Airport (GTW)	← 10 d			0719		0746				0749									0818
Redhill (RDH)	d			0729						0759									0829
East Croydon (ECR)	10 d			0745		0801				0815									0845
London Bridge (LBG)	4 d			0801		0816				0831									0901
London Blackfriars (BFR)	3 d			0807		0822				0837									0907
City Thameslink (CTK)	3 d			0809		0824				0839									0909
Farringdon (ZFD)	3 d			0811		0826				0841									0911
St Pancras International (STP)	15 d			0816		0831				0846									0916
London Kings Cross (KGX)	15 d	0826	0830		0833	0842		0827	0900	0903			0906	0912					0857
Finsbury Park (FPK)	a			0822		0837	0832			0852									0902
Finsbury Park (FPK)	d			0823		0841	0833			0853									0903
Alexandra Palace (AAP)	d						0838												0908
Potters Bar (PBR)	d						0846												0916
Hatfield (HAT)	d						0852												0922
Welwyn Garden City (WGC)	4 d						0858												0928
Welwyn North (WLW)	d						0900												0930
Knebworth (KBW)	d						0904												0934
Stevenage (SVG)	4 d			0845	0854a	0902	0908			0915	0928		0932	0938					0945
Hitchin (HIT)	4 d			0850		0907	0914			0920			0937	0944					0950
Arlesey (ARL)	d			0856						0926									0956
Biggleswade (BIW)	d			0901						0931									1001
Sandy (SDY)	d			0905						0935									1005
St Neots (SNO)	d			0912						0943									1013
Huntingdon (HUN)	d			0920						0950									1020
Peterborough (PBO)	3 a	0912	0917	0935					0946	0950	1007	0957							1016
Letchworth Garden City (LET)	d					0913	0920							0943	0950a				
Baldock (BDK)	d					0916	0923							0946					
Ashwell & Morden (AWM)	d					0921								0951					
Royston (RYS)	d					0926	0932						0948	0956					
Meldreth (MEL)	d																		
Shepreth (STH)	d																		
Foxton (FXN)	d																		
Cambridge (CBG)	a					0930	0941	0952						1002	1011				1030
Cambridge (CBG)	d					0935								1005					1035
Cambridge North (CMB)	d					0939								1009					1039
Waterbeach (WBC)	d					0944								1014					1044
Ely (ELY)	4 a					0953								1026					1053
Ely (ELY)	4 d					0956													1056
Littleport (LTP)	d					1006c													1106c
Downham Market (DOW)	d					1015													1115
Watlington (WTG)	d					1021													1121
Kings Lynn (KLN)	a					1030													1130

NOTES (see introductory pages for explanation of train operator codes and standard symbols)

- a Arrival time
- d Departure time
- c Arrives 3 minutes earlier
- A To Leeds
- B To Edinburgh
- C To York
- D To Harrogate
- G To Sunderland

London, Brighton, Horsham, Gatwick Airport and East Croydon to Stevenage, Peterborough, Cambridge, Ely and Kings Lynn

**Mondays to Fridays**

Operator	TL	GN	GR A	TL	GR E	GN	TL	GN	GR B	TL	GR A	GN	TL	GN	GC H	GR A	TL	GR C	
Days of operation/Notes 1st Class/Reservations/Bus/Ferry Catering facilities	□	□	□ □ ☒	□	□ □ ☒	□	□	□	□ □ ☒	□	□ □ ☒	□	□	□	□ □ ☒	□ □ ☒	□	□ □ ☒	
Brighton (BTN)	10 d	0809					0839										0914		
Horsham (HRH)	4 d			0824						0855								0925	
Gatwick Airport (GTW)	← 10 d	0846		0849			0916			0919							0946		0949
Redhill (RDH)	d			0859						0929									0959
East Croydon (ECR)	☒ d	0901		0915			0931			0945							1001		1015
London Bridge (LBG)	☒ 4 d	0916		0931			0946			1001							1016		1031
London Blackfriars (BFR)	☒ 3 d	0922		0937			0952			1007							1022		1037
City Thameslink (CTK)	☒ 3 d	0924		0939			0954			1009							1024		1039
Farringdon (ZFD)	☒ 3 d	0926		0941			0956			1011							1026		1041
St Pancras International (STP)	☒ 15 d	0931		0946			1001			1016							1031		1046
London Kings Cross (KGX)	☒ 15 d		0927	1003		1006	1012		0957	1030		1033	1042				1027	1057	1103
Finsbury Park (FPK)	☒ a	0937	0933		0952			1007	1002			1022					1037	1032	1052
Finsbury Park (FPK)	☒ d	0941	0933		0953			1011	1003			1023					1041	1033	1053
Alexandra Palace (AAP)	d			0938					1008									1038	
Potters Bar (PBR)	d			0946					1016									1046	
Hatfield (HAT)	d			0952					1022									1052	
Welwyn Garden City (WGC)	4 d			0958					1028									1058	
Welwyn North (WLW)	d			1000					1030									1100	
Knebworth (KBW)	d			1004					1034									1104	
Stevenage (SVG)	4 d	1002	1008		1015	1028		1032	1038		1045	1054a					1102	1108	1115
Hitchin (HIT)	4 d	1007	1014		1020			1037	1044		1050						1107	1114	1120
Arlesey (ARL)	d			1026						1056									1126
Biggleswade (BIW)	d			1031						1101									1131
Sandy (SDY)	d			1035						1105									1135
St Neots (SNO)	d			1042						1113									1142
Huntingdon (HUN)	d			1050						1120									1150
Peterborough (PBO)	8 a			1050	1105	1057				1116	1139							1143	1151
Letchworth Garden City (LET)	d	1013	1020					1043	1050a								1113	1120	
Baldock (BDK)	d	1016	1023					1046									1116	1123	
Ashwell & Morden (AWM)	d	1021						1051									1121		
Royston (RYS)	d	1026	1032					1056									1126	1132	
Meldreth (MEL)	d		1035															1135	
Shepreth (STH)	d		1039															1139	
Foxton (FXN)	d		1041															1141	
Cambridge (CBG)	a	1041	1053				1100	1111					1130	1141			1153		
Cambridge (CBG)	d						1105							1135					
Cambridge North (CMB)	d						1109							1139					
Waterbeach (WBC)	d						1114							1144					
Ely (ELY)	4 a						1125							1154					
Ely (ELY)	4 d													1156					
Littleport (LTP)	d													1206					
Downham Market (DOW)	d													1215					
Watlington (WTG)	d													1221					
Kings Lynn (KLN)	a													1230					

NOTES (see introductory pages for explanation of train operator codes and standard symbols)

- a Arrival time
- d Departure time
- A To Leeds
- B To Edinburgh
- C To York
- E To Lincoln
- H To Bradford Interchange

## London, Brighton, Horsham, Gatwick Airport and East Croydon to Stevenage, Peterborough, Cambridge, Ely and Kings Lynn

### Mondays to Fridays

Operator Days of operation/Notes 1st Class/Reservations/Bus/Ferry Catering facilities	GN	TL	GN	GR B 1 1R X	TL	GR D 1 1R X	GN	TL	GN	GR A 1 1R X	TL	GR E 1 1R X	GN	TL	GN	GR B 1 1R X	TL	GR A 1 1R X	
	1	1	1	1	1	1	1	1	1	1	1	1	1	1	1	1	1	1	
Brighton (BTN)	10 d	0944						1014						1044					
Horsham (HRH)	4 d				0955						1025							1055	
Gatwick Airport (GTW)	← 10 d	1016			1019			1046			1049			1116				1119	
Redhill (RDH)	d				1029						1059							1129	
East Croydon (ECR)	10 d	1031			1045			1101			1115			1131				1145	
London Bridge (LBG)	4 d	1046			1101			1116			1131			1146				1201	
London Blackfriars (BFR)	3 d	1052			1107			1122			1137			1152				1207	
City Thameslink (CTK)	3 d	1054			1109			1124			1139			1154				1209	
Farringdon (ZFD)	3 d	1056			1111			1126			1141			1156				1211	
St Pancras International (STP)	15 d	1101			1116			1131			1146			1201				1216	
London Kings Cross (KGX)	15 d	1112	1057	1130		1133	1142		1127	1203		1206	1212		1157	1230		1233	
Finsbury Park (FPK)	a	1107	1102		1122			1137	1132		1152			1210	1202			1222	
Finsbury Park (FPK)	d	1111	1103		1123			1141	1133		1153			1211	1203			1223	
Alexandra Palace (AAP)	d		1108						1138						1208				
Potters Bar (PBR)	d		1116						1146						1216				
Hatfield (HAT)	d		1122						1152						1222				
Welwyn Garden City (WGC)	4 d		1128						1158						1228				
Welwyn North (WLW)	d		1130						1200						1230				
Knebworth (KBW)	d		1134						1204						1234				
Stevenage (SVG)	4 d	1132	1138		1145	1153a		1202	1208		1215	1227		1232	1238			1245	1254a
Hitchin (HIT)	4 d	1137	1144		1150			1207	1214		1220			1237	1244			1250	
Arlesey (ARL)	d				1156						1226							1256	
Biggleswade (BIW)	d				1201						1231							1301	
Sandy (SDY)	d				1205						1235							1305	
St Neots (SNO)	d				1213						1242							1313	
Huntingdon (HUN)	d				1220						1250							1320	
Peterborough (PBO)	8 a			1216	1240					1250	1305	1257				1317	1339		
Letchworth Garden City (LET)	d	1143	1150a					1213	1220					1243	1250a				
Baldock (BDK)	d	1146						1216	1223					1246					
Ashwell & Morden (AWM)	d	1151						1221						1251					
Royston (RYS)	d	1156						1226	1232					1256					
Meldreth (MEL)	d								1235										
Shepreth (STH)	d								1239										
Foxton (FXN)	d								1241										
Cambridge (CBG)	a	1200	1211				1230	1241	1253				1300	1311					
Cambridge (CBG)	d	1203					1235						1305						
Cambridge North (CMB)	d	1208					1239						1309						
Waterbeach (WBC)	d	1212					1244						1314						
Ely (ELY)	4 a	1224					1253						1325						
Ely (ELY)	4 d						1256												
Littleport (LTP)	d						1306c												
Downham Market (DOW)	d						1315												
Watlington (WTG)	d						1321												
Kings Lynn (KLN)	a						1330												

**NOTES** (see introductory pages for explanation of train operator codes and standard symbols)

- a Arrival time  
d Departure time  
c Arrives 3 minutes earlier

- A To Leeds  
B To Edinburgh  
D To Harrogate  
E To Lincoln

London, Brighton, Horsham, Gatwick Airport and East Croydon to Stevenage, Peterborough, Cambridge, Ely and Kings Lynn

**Mondays to Fridays**

Operator Days of operation/Notes 1st Class/Reservations/Bus/Ferry Catering facilities	GN	TL	GN	GR B 1 1 R	GR A 1 1 R	TL	GR C 1 1 R	GN	TL	GN	GR B 1 1 R	TL	GR D 1 1 R	GN	TL	GN	GR A 1 1 R	TL	
	1	1	1	1 R	1 R	1	1 R	1	1	1	1 R	1	1 R	1	1	1	1 R	1	
Brighton (BTN)	10 d	1114							1144						1214				
Horsham (HRH)	4 d					1125						1155							1224
Gatwick Airport (GTW)	← 10 d	1146				1149			1216			1219			1246				1249
Redhill (RDH)	d					1159						1229							1259
East Croydon (ECR)	10 d	1201				1215			1231			1245			1301				1315
London Bridge (LBG)	4 d	1216				1231			1246			1301			1316				1331
London Blackfriars (BFR)	3 d	1222				1237			1252			1307			1322				1337
City Thameslink (CTK)	3 d	1224				1239			1254			1309			1324				1339
Farringdon (ZFD)	3 d	1226				1241			1256			1311			1326				1341
St Pancras International (STP)	15 d	1231				1246			1301			1316			1331				1346
London Kings Cross (KGX)	15 d	1242	1227	1300	1303		1306	1312		1257	1330		1333	1342			1327	1403	
Finsbury Park (FPK)	a	1237	1232			1252			1307	1302		1322			1337	1332			1352
Finsbury Park (FPK)	d	1241	1233			1253			1311	1303		1323			1341	1333			1353
Alexandra Palace (AAP)	d		1238							1308						1338			
Potters Bar (PBR)	d		1246							1316						1346			
Hatfield (HAT)	d		1252							1322						1352			
Welwyn Garden City (WGC)	4 d		1258							1328						1358			
Welwyn North (WLW)	d		1300							1330						1400			
Knebworth (KBW)	d		1304							1334						1404			
Stevenage (SVG)	4 d	1302	1308			1315	1327		1332	1338		1345	1354a		1402	1408			1415
Hitchin (HIT)	4 d	1307	1314			1320			1337	1344		1350			1407	1414			1420
Arlesey (ARL)	d					1326						1356							1426
Biggleswade (BIW)	d					1331						1401							1431
Sandy (SDY)	d					1335						1405							1435
St Neots (SNO)	d					1342						1413							1442
Huntingdon (HUN)	d					1350						1420							1450
Peterborough (PBO)	8 a			1346	1350	1405	1359				1417	1439					1451		1505
Letchworth Garden City (LET)	d	1313	1320						1343	1350a					1413	1420			
Baldock (BDK)	d	1316	1323						1346						1416	1423			
Ashwell & Morden (AWM)	d	1321							1351						1421				
Royston (RYS)	d	1326	1332						1356						1426	1432			
Meldreth (MEL)	d		1335													1435			
Shepreth (STH)	d		1339													1439			
Foxton (FXN)	d		1341													1441			
Cambridge (CBG)	a	1330	1341	1353				1400	1411					1430	1441	1453			
Cambridge (CBG)	d	1335						1405						1435					
Cambridge North (CMB)	d	1339						1409						1439					
Waterbeach (WBC)	d	1344						1414						1444					
Ely (ELY)	4 a	1353						1425						1453					
Ely (ELY)	4 d	1356												1456					
Littleport (LTP)	d	1406c												1506c					
Downham Market (DOW)	d	1415												1515					
Watlington (WTG)	d	1421												1521					
Kings Lynn (KLN)	a	1430												1530					

NOTES (see introductory pages for explanation of train operator codes and standard symbols)

- a Arrival time
- d Departure time
- c Arrives 3 minutes earlier

- A To Leeds
- B To Edinburgh
- C To York
- D To Harrogate

**London, Brighton, Horsham, Gatwick Airport and East Croydon to Stevenage, Peterborough, Cambridge, Ely and Kings Lynn**

**Mondays to Fridays**

Operator Days of operation/Notes 1st Class/Reservations/Bus/Ferry Catering facilities	GR E ☒	GN ☐	TL ☐	GN ☐	GR B ☐☒	TL ☐	GR A ☐☒	GN ☐	TL ☐	GN ☐	GR A ☐☒	TL ☐	GR C ☐☒	GN ☐	TL ☐	GN ☐	GN ☐	GR J ☐☒
Brighton (BTN)	10	d		1244					1314							1344		
Horsham (HRH)	4	d				1255						1325						
Gatwick Airport (GTW)	←10	d		1316		1319			1346			1349				1416		
Redhill (RDH)		d				1329						1359						
East Croydon (ECR)		d		1331		1345			1401			1415				1431		
London Bridge (LBG)	⊖4	d		1346		1401			1416			1431				1446		
London Blackfriars (BFR)	⊖3	d		1352		1407			1422			1437				1452		
City Thameslink (CTK)	3	d		1354		1409			1424			1439				1454		
Farringdon (ZFD)	⊖3	d		1356		1411			1426			1441				1456		
St Pancras International (STP)	⊖15	d		1401		1416			1431			1446				1501		
London Kings Cross (KGX)	⊖15	d	1406	1412	1357	1430	1433	1442		1427	1503		1506	1512			1457	1530
Finsbury Park (FPK)	⊖	a		1407	1402		1422		1437	1432		1452			1507		1502	
Finsbury Park (FPK)	⊖	d		1411	1403		1423		1441	1433		1453			1511		1503	
Alexandra Palace (AAP)		d		1408						1438						1508		
Potters Bar (PBR)		d		1416						1446						1516		
Hatfield (HAT)		d		1422						1452						1522		
Welwyn Garden City (WGC)	4	d		1428						1458						1528		
Welwyn North (WLW)		d		1430						1500						1530		
Knebworth (KBW)		d		1434						1504						1534		
Stevenage (SVG)	4	d	1428	1432	1438	1445	1454a		1502	1508		1514	1528		1532		1538	
Hitchin (HIT)	4	d		1437	1444	1450			1507	1514		1520			1537		1544	
Arlesey (ARL)		d				1456						1525						
Biggleswade (BIW)		d				1501						1530						
Sandy (SDY)		d				1505						1534						
St Neots (SNO)		d				1513						1542						
Huntingdon (HUN)		d				1520						1549						
Peterborough (PBO)	8	a	1457			1516	1539				1550	1605	1557					1617
Letchworth Garden City (LET)		d		1443	1449				1513	1520					1543		1550	
Baldock (BDK)		d		1446	1452				1516	1523					1546		1553	
Ashwell & Morden (AWM)		d		1451					1521						1551			
Royston (RYS)		d		1456	1501				1526	1532					1556		1602	
Meldreth (MEL)		d			1504					1535						1605		
Shepreth (STH)		d			1508					1539						1609		
Foxton (FXN)		d			1510					1541						1610		
Cambridge (CBG)		a		1500	1511	1522			1530	1541	1553			1600	1611		1622	
Cambridge (CBG)		d		1505					1535					1605		1619		
Cambridge North (CMB)		d		1509					1539					1609		1623		
Waterbeach (WBC)		d		1514					1544					1614		1628		
Ely (ELY)	4	a		1525					1553					1623		1639		
Ely (ELY)	4	d							1554					1627				
Littleport (LTP)		d							1606e					1636				
Downham Market (DOW)		d							1615					1645				
Watlington (WTG)		d							1621					1651				
Kings Lynn (KLN)		a							1630					1700				

**NOTES** (see introductory pages for explanation of train operator codes and standard symbols)

- a Arrival time
- d Departure time
- e Arrives 5 minutes earlier
- A To Leeds
- B To Edinburgh
- C To York
- E To Lincoln
- J To Glasgow Central

London, Brighton, Horsham, Gatwick Airport and East Croydon to Stevenage, Peterborough, Cambridge, Ely and Kings Lynn

**Mondays to Fridays**

Operator Days of operation/Notes 1st Class/Reservations/Bus/Ferry Catering facilities	TL	GR D 1 R X	GN	TL	GN	GR A 1 R X	TL	GR E 1 R X	GN	TL	GN	GR B 1 R X	TL	GR K 1 R X	GN	TL	GN	TL	GN	GR A 1 R X
Brighton (BTN)	10 d			1414						1444						1514				
Horsham (HRH)	4 d	1355					1425						1455							
Gatwick Airport (GTW)	← 10 d	1419		1446			1449			1516			1519			1546				
Redhill (RDH)	d	1429					1459						1529							
East Croydon (ECR)	10 d	1445		1501			1515			1531			1545			1601				
London Bridge (LBG)	4 d	1501		1516			1531			1546			1601			1616				
London Blackfriars (BFR)	3 d	1507		1522			1537			1552			1607			1622				
City Thameslink (CTK)	3 d	1509		1524			1539			1554			1609			1624				
Farringdon (ZFD)	3 d	1511		1526			1541			1556			1611			1626				
St Pancras International (STP)	15 d	1516		1531			1546			1601			1616			1631				
London Kings Cross (KGX)	15 d		1533	1542		1527	1603		1606	1612		1557	1630		1633	1639			1627	1703
Finsbury Park (FPK)	15 d	1522		1537		1532		1552		1607		1602	1622			1637			1632	
Finsbury Park (FPK)	15 d	1523		1541		1533		1553		1611		1603	1623			1638			1633	
Alexandra Palace (AAP)	d			1538								1608				1638				
Potters Bar (PBR)	d			1546								1616				1646				
Hatfield (HAT)	d			1552								1622				1652				
Welwyn Garden City (WGC)	4 d			1558								1628				1658				
Welwyn North (WLW)	d			1600								1630				1700				
Knebworth (KBW)	d			1604								1634				1704				
Stevenage (SVG)	4 d	1545	1554a	1602		1608		1615	1628			1632	1638		1645	1653a			1700	1709
Hitchin (HIT)	4 d	1550		1607		1614		1620				1637	1644		1650				1705	1714
Arlesey (ARL)	d	1556						1626					1656							
Biggleswade (BIW)	d	1601						1631					1701							
Sandy (SDY)	d	1605						1635					1705							
St Neots (SNO)	d	1613						1642					1713							
Huntingdon (HUN)	d	1620						1650					1720							
Peterborough (PBO)	8 a	1639				1650	1705	1657				1716	1739							1750
Letchworth Garden City (LET)	d			1613	1620					1639	1643	1650				1706	1711	1720		
Baldock (BDK)	d			1616	1623						1646	1653					1714	1723		
Ashwell & Morden (AWM)	d			1621							1651						1719	1728		
Royston (RYS)	d			1626	1632					1649	1656	1702				1716	1724	1733		
Meldreth (MEL)	d				1635							1705						1736		
Shepreth (STH)	d				1639							1709						1740		
Foxton (FXN)	d				1641							1711						1742		
Cambridge (CBG)	a			1630	1641	1653				1703	1712	1724				1730	1739	1753		
Cambridge (CBG)	d			1635						1705						1735				
Cambridge North (CMB)	d			1639						1709						1739				
Waterbeach (WBC)	d			1644						1714						1744				
Ely (ELY)	4 a			1653						1723						1753				
Ely (ELY)	4 d			1656						1726						1756				
Littleport (LTP)	d			1704						1734						1804				
Downham Market (DOW)	d			1713						1743						1813				
Watlington (WTG)	d			1719						1749						1819				
Kings Lynn (KLN)	a			1728						1758						1828				

NOTES (see introductory pages for explanation of train operator codes and standard symbols)

- a Arrival time
- d Departure time
- A To Leeds
- B To Edinburgh
- D To Harrogate
- E To Lincoln
- K To Bradford Forster Square



London, Brighton, Horsham, Gatwick Airport and East Croydon to Stevenage, Peterborough, Cambridge, Ely and Kings Lynn

**Mondays to Fridays**

Operator Days of operation/Notes 1st Class/Reservations/Bus/Ferry Catering facilities	TL □	GN □	TL □	GR L □ □ □ ⊗	GR B □ □ □ ⊗	GN □	GN □	GN □	GR A □ □ □ ⊗	TL □	GR D □ □ □ ⊗	GN □	TL □	GN □	GR M □ □ □ ⊗	TL □	GN □	TL □	GR N □ □ □ ⊗
Brighton (BTN)	10	d		1544									1614					1644	
Horsham (HRH)	4	d	1525							1555						1624			
Gatwick Airport (GTW)	← 10	d	1549	1616						1619			1646			1649		1716	
Redhill (RDH)		d	1559							1629						1700			
East Croydon (ECR)	⊗	d	1615	1631						1645			1701			1715		1731	
London Bridge (LBG)	⊗ 4	d	1631	1646						1701			1716			1731		1746	
London Blackfriars (BFR)	⊗ 3	d	1637	1652						1707			1722			1737		1752	
City Thameslink (CTK)	3	d	1639	1654						1709			1724			1739		1754	
Farringdon (ZFD)	⊗ 3	d	1641	1656						1711			1726			1741		1756	
St Pancras International (STP)	⊗ 15	d	1646	1701						1716			1731			1746		1801	
London Kings Cross (KGX)	⊗ 15	d		1709	1718	1730	1712	1657	1748		1733	1739		1727	1803		1809	1818	
Finsbury Park (FPK)	⊗	a	1652	1707				1702		1722			1737	1732		1752		1807	
Finsbury Park (FPK)	⊗	d	1653	1708				1703		1723			1738	1733		1753		1808	
Alexandra Palace (AAP)		d						1708						1738					
Potters Bar (PBR)		d						1716						1746					
Hatfield (HAT)		d						1722						1752					
Welwyn Garden City (WGC)	4	d						1728						1758					
Welwyn North (WLW)		d						1730						1800					
Knebworth (KBW)		d						1734						1804					
Stevenage (SVG)	4	d	1715	1730		1735	1738	1745	1753a			1800	1808		1815		1830		
Hitchin (HIT)	4	d	1720	1735			1744	1750				1805	1814		1820		1835		
Arlesey (ARL)		d	1726					1756							1826				
Biggleswade (BIW)		d	1731			1748		1801							1831				
Sandy (SDY)		d	1735					1805							1835				
St Neots (SNO)		d	1742				1758	1813							1842				
Huntingdon (HUN)		d	1750				1806	1820							1850				
Peterborough (PBO)	3	a	1805		1808	1817	1823	1836	1842					1849	1905				1908
Letchworth Garden City (LET)		d		1737	1741			1750				1806	1811	1820			1836	1841	
Baldock (BDK)		d			1744			1753					1814	1823				1844	
Ashwell & Morden (AWM)		d			1749			1758					1819	1828				1849	
Royston (RYS)		d		1747	1754			1803				1816	1824	1833		1846	1854		
Meldreth (MEL)		d						1806						1836					
Shepreth (STH)		d						1810						1840					
Foxton (FXN)		d						1812						1842					
Cambridge (CBG)		a		1803	1811			1823				1830	1841	1853			1900	1911	
Cambridge (CBG)		d		1808								1835					1905		
Cambridge North (CMB)		d		1812								1839					1909		
Waterbeach (WBC)		d		1817								1844					1914		
Ely (ELY)	4	a		1826								1853					1923		
Ely (ELY)	4	d		1827								1856					1926		
Littleport (LTP)		d		1834								1904					1934		
Downham Market (DOW)		d		1843								1913					1943		
Watlington (WTG)		d		1849								1919					1949		
Kings Lynn (KLN)		a		1858								1928					1958		

NOTES (see introductory pages for explanation of train operator codes and standard symbols)

- a Arrival time
- d Departure time
- A To Leeds
- B To Edinburgh
- D To Harrogate
- L To Hull
- M To Skipton
- N To Newcastle

## London, Brighton, Horsham, Gatwick Airport and East Croydon to Stevenage, Peterborough, Cambridge, Ely and Kings Lynn

### Mondays to Fridays

Operator Days of operation/Notes 1st Class/Reservations/Bus/Ferry Catering facilities	GR	GN	GN	TL	GR	GN	TL	GN	GR	TL	GR	GN	TL	GN	GR	GN	TL	GR
	B				K				A		E				P			A
	Ⓡ	Ⓡ	Ⓡ	Ⓡ	Ⓡ	Ⓡ	Ⓡ	Ⓡ	Ⓡ	Ⓡ	Ⓡ	Ⓡ	Ⓡ	Ⓡ	Ⓡ	Ⓡ	Ⓡ	Ⓡ
	Ⓡ	Ⓡ	Ⓡ	Ⓡ	Ⓡ	Ⓡ	Ⓡ	Ⓡ	Ⓡ	Ⓡ	Ⓡ	Ⓡ	Ⓡ	Ⓡ	Ⓡ	Ⓡ	Ⓡ	Ⓡ
Brighton (BTN)	10 d						1714						1744					
Horsham (HRH)	4 d			1654						1724							1754	
Gatwick Airport (GTW)	←10 d			1719			1746			1749			1816				1819	
Redhill (RDH)	d			1729						1759							1829	
East Croydon (ECR)	Ⓡ d			1745			1801			1815			1831				1845	
London Bridge (LBG)	Ⓡ 4 d			1801			1816			1831			1846				1901	
London Blackfriars (BFR)	Ⓡ 3 d			1807			1822			1837			1852				1907	
City Thameslink (CTK)	Ⓡ 3 d			1809			1824			1839			1854				1909	
Farringdon (ZFD)	Ⓡ 3 d			1811			1826			1841			1856				1911	
St Pancras International (STP)	Ⓡ 15 d			1816			1831			1846			1901				1916	
London Kings Cross (KGX)	Ⓡ 15 d	1830	1812	1757	1833	1839	1827	1903		1906	1912		1857	1930	1918		1933	
Finsbury Park (FPK)	Ⓡ a			1802	1822		1837	1832		1852			1907	1902			1922	
Finsbury Park (FPK)	Ⓡ d			1803	1823		1838	1833		1853			1910	1903			1923	
Alexandra Palace (AAP)	d			1808				1838					1908					
Potters Bar (PBR)	d			1816				1846					1916					
Hatfield (HAT)	d			1822				1852					1922					
Welwyn Garden City (WGC)	4 d			1828				1858					1928					
Welwyn North (WLW)	d			1830				1900					1930					
Knebworth (KBW)	d			1834				1904					1934					
Stevenage (SVG)	4 d	1835	1838	1845	1853a		1900	1908		1915	1928		1932	1938		1940	1945	1954a
Hitchin (HIT)	4 d			1844	1850		1905	1914		1920			1938	1944			1950	
Arlesey (ARL)	d			1856						1926							1956	
Biggleswade (BIW)	d	1848		1901						1931					1952		2001	
Sandy (SDY)	d			1905						1935							2005	
St Neots (SNO)	d	1858		1913						1942					2002		2013	
Huntingdon (HUN)	d	1906		1920						1950					2010		2020	
Peterborough (PBO)	Ⓡ a	1917	1923	1939					1950	2005	1957				2017	2029	2039	
Letchworth Garden City (LET)	d			1850			1906	1911	1920				1939	1943	1950a			
Baldock (BDK)	d			1853				1914	1923					1946				
Ashwell & Morden (AWM)	d			1858				1919	1928					1951				
Royston (RYS)	d			1903			1916	1924	1933				1949	1956				
Meldreth (MEL)	d			1906					1936									
Shepreth (STH)	d			1910					1940									
Foxton (FXN)	d			1912					1942									
Cambridge (CBG)	a			1923			1930	1941	1953				2003	2013				
Cambridge (CBG)	d						1935						2005					
Cambridge North (CMB)	d						1939						2009					
Waterbeach (WBC)	d						1944						2014					
Ely (ELY)	4 a						1953						2023					
Ely (ELY)	4 d						1956						2027					
Littleport (LTP)	d						2004						2036					
Downham Market (DOW)	d						2013						2045					
Watlington (WTG)	d						2019						2051					
Kings Lynn (KLN)	a						2028						2100					

**NOTES** (see introductory pages for explanation of train operator codes and standard symbols)

a Arrival time  
d Departure time

A To Leeds  
B To Edinburgh  
E To Lincoln  
K To Bradford Forster Square  
P Mondays to Thursdays to Newcastle; Fridays to Edinburgh

London, Brighton, Horsham, Gatwick Airport and East Croydon to Stevenage, Peterborough, Cambridge, Ely and Kings Lynn

**Mondays to Fridays**

Operator Days of operation/Notes 1st Class/Reservations/Bus/Ferry Catering facilities	GN □	TL □	GN □	GR A □□ ☒	TL □	GN □	TL □	GN □	TL □	GN □	TL □	GR A □□ ☒	GN □	TL □	GN □	TL □	GR N □□ ☒	GN □	GN □	TL □	
Brighton (BTN)	10	d	1814				1844							1914							
Horsham (HRH)	4	d				1824					1855					1925					1955
Gatwick Airport (GTW)	←10	d	1846			1849	1916				1919			1946		1949					2019
Redhill (RDH)		d				1859					1929					1959					2029
East Croydon (ECR)	☒	d	1901			1915	1931				1945			2001		2015					2045
London Bridge (LBG)	☒4	d	1916			1931	1946				2001			2016		2031					2101
London Blackfriars (BFR)	☒3	d	1922			1937	1952				2007			2022		2037					2107
City Thameslink (CTK)	3	d	1924			1939	1954				2009			2024		2039					2109
Farringdon (ZFD)	☒3	d	1926			1941	1956				2011			2026		2041					2111
St Pancras International (STP)	☒15	d	1931			1946	2001				2016			2031		2046					2116
London Kings Cross (KGX)	☒15	d	1939	1927	2003		2009	1957			2033	2039		2027		2100	2109	2057			
Finsbury Park (FPK)	☒	a	1937	1932		1952	2007	2002	2022				2037	2032	2052			2102	2122		
Finsbury Park (FPK)	☒	d	1938	1933		1953	2008	2003	2023				2038	2033	2053			2103	2123		
Alexandra Palace (AAP)		d		1938				2008						2038		2108					2108
Potters Bar (PBR)		d		1946				2016						2046		2116					2116
Hatfield (HAT)		d		1952				2022						2052		2122					2122
Welwyn Garden City (WGC)	4	d		1958				2028						2058		2128					2128
Welwyn North (WLW)		d		2000				2030						2100		2130					2130
Knebworth (KBW)		d		2004				2034						2104		2134					2134
Stevenage (SVG)	4	d	1959	2008		2015	2029	2038	2045	2055			2059	2108	2115	2123		2138	2145		2145
Hitchin (HIT)	4	d	2005	2014		2020	2034	2044	2050				2105	2114	2120			2144	2150		2150
Arlesey (ARL)		d				2026					2056				2126						2156
Biggleswade (BIW)		d				2031					2101				2131						2201
Sandy (SDY)		d				2035					2105				2135						2205
St Neots (SNO)		d				2042					2112				2142						2212
Huntingdon (HUN)		d				2050					2120				2150						2220
Peterborough (PBO)	8	a			2049	2105					2135	2125			2205	2151					2235
Letchworth Garden City (LET)		d	2006	2011	2020		2036	2040	2050a				2106	2111	2120			2136	2150a		
Baldock (BDK)		d		2014	2023			2043						2114	2123						
Ashwell & Morden (AWM)		d		2019	2028			2048						2119	2128						
Royston (RYS)		d	2016	2024	2033		2046	2053					2116	2124	2133			2146			
Meldreth (MEL)		d			2036										2136						
Shepreth (STH)		d			2040										2140						
Foxton (FXN)		d			2042										2142						
Cambridge (CBG)		a	2030	2039	2053		2100	2108					2130	2139	2153			2200			
Cambridge (CBG)		d	2035				2103						2135					2205			
Cambridge North (CMB)		d	2039				2108						2139					2209			
Waterbeach (WBC)		d	2044				2112						2144					2214			
Ely (ELY)	4	a	2053				2124						2153					2225			
Ely (ELY)	4	d	2056										2156								
Littleport (LTP)		d	2106c										2206c								
Downham Market (DOW)		d	2115										2215								
Watlington (WTG)		d	2121										2221								
Kings Lynn (KLN)		a	2130										2230								

NOTES (see introductory pages for explanation of train operator codes and standard symbols)

- a Arrival time
- d Departure time
- c Arrives 3 minutes earlier
- A To Leeds
- N To Newcastle

## London, Brighton, Horsham, Gatwick Airport and East Croydon to Stevenage, Peterborough, Cambridge, Ely and Kings Lynn

### Mondays to Fridays

Operator Days of operation/Notes 1st Class/Reservations/Bus/Ferry Catering facilities	GR	GN	TL	GN	GR	TL	TL	GN	GN	TL	GN	GR	TL	GN	GR	TL	GN	TL	
	A 1R X	1	1	1	N 1R X	1	1	1	1	1	1	C 1R X	1	1	A 1R X	1	Q	1	
Brighton (BTN)	10 d			2014									2114						2214
Horsham (HRH)	4 d						2025	2055								2125		2155	
Gatwick Airport (GTW)	← 10 d			2046			2049	2119					2146			2149		2219	2246
Redhill (RDH)	d						2059	2129								2204		2234	
East Croydon (ECR)	10 d			2101			2115	2145								2215		2245	2301
London Bridge (LBG)	4 d			2116			2131	2201								2216		2301	2316
London Blackfriars (BFR)	3 d			2122			2137	2207								2222		2307	2322
City Thameslink (CTK)	3 d			2124			2139	2209								2224			
Farringdon (ZFD)	3 d			2126			2141	2211								2226		2311	2326
St Pancras International (STP)	15 d			2131			2146	2216								2231		2316	2331
London Kings Cross (KGX)	15 d	2133	2139		2127	2200			2209	2239				2227	2300		2309	2333	
Finsbury Park (FPK)	15 a			2137	2132		2152	2222						2237	2232			2322	2337
Finsbury Park (FPK)	15 d			2138	2133		2153	2223						2238	2233			2323	2338
Alexandra Palace (AAP)	d			2138											2238			2305	
Potters Bar (PBR)	d			2146											2246				
Hatfield (HAT)	d			2152											2252				
Welwyn Garden City (WGC)	4 d			2158											2258				
Welwyn North (WLW)	d			2200											2300				
Knebworth (KBW)	d			2204											2304				
Stevenage (SVG)	4 d	2155		2200	2208		2215	2245						2259	2308		2315	2345	2349
Hitchin (HIT)	4 d			2205	2214		2220	2250						2305	2314		2320	2350	0004
Arlesey (ARL)	d						2226	2256								2326		2356	
Biggleswade (BIW)	d						2231	2301								2331		0001	
Sandy (SDY)	d						2235	2305								2335		0005	
St Neots (SNO)	d						2242	2312								2342		0012	
Huntingdon (HUN)	d						2250	2320								2350		0020	
Peterborough (PBO)	8 a	2224				2247	2305	2337						2345	0007		0017	0037	
Letchworth Garden City (LET)	d		2206	2211	2220				2236	2306	2311	2320					2336		0001a
Baldock (BDK)	d			2214	2223							2314	2323						0013
Ashwell & Morden (AWM)	d			2219	2228							2319	2328						0018
Royston (RYS)	d		2216	2224	2233				2246	2316	2324	2333					2346		0023
Meldreth (MEL)	d				2236								2336						
Shepreth (STH)	d				2240								2340						
Foxton (FXN)	d				2242								2342						
Cambridge (CBG)	a		2230	2239	2253				2301	2332	2339	2353					0001		0038
Cambridge (CBG)	d		2235						2305	2335							0005		
Cambridge North (CMB)	d		2239						2309	2340							0009		
Waterbeach (WBC)	d		2244						2314	2344							0014		
Ely (ELY)	4 a		2253						2324	2354							0023		
Ely (ELY)	4 d		2256								2354						0024		
Littleport (LTP)	d		2306c								0002						0032		
Downham Market (DOW)	d		2315								0011						0041		
Watlington (WTG)	d		2321								0017						0047		
Kings Lynn (KLN)	a		2330								0026						0056		

NOTES (see introductory pages for explanation of train operator codes and standard symbols)

- a Arrival time  
d Departure time  
c Arrives 3 minutes earlier

- A To Leeds  
C To York  
N To Newcastle  
Q From Moorgate

London, Brighton, Horsham, Gatwick Airport and East Croydon to Stevenage, Peterborough, Cambridge, Ely and Kings Lynn

**Mondays to Fridays**

Operator Days of operation/Notes	GN	TL	GN TSM	GN Q	GN TSM	GN TSM	GN TSM Q	TL	GN TSM	TL TSM
1st Class/Reservations/Bus/Ferry	□	□	□		□	□	□	□	□	□
Brighton (BTN)	10	d								
Horsham (HRH)	4	d	2225					2311		
Gatwick Airport (GTW)	←10	d	2249					2335		
Redhill (RDH)		d	2304					2349		
East Croydon (ECR)		d	2315					0010		
London Bridge (LBG)	⊖4	d	2331							
London Blackfriars (BFR)	⊖3	d	2337					0037		
City Thameslink (CTK)	3	d								
Farringdon (ZFD)	⊖3	d	2341					0041		
St Pancras International (STP)	⊖⊖15	d	2346					0046		
London Kings Cross (KGX)	⊖15	d	2327	0002		0032	0036		0107	0136
Finsbury Park (FPK)	⊖	a	2332	2352	0007	0037	0041	0052	0112	0141
Finsbury Park (FPK)	⊖	d	2333	2353	0008	2357	0038	0042	0027	0055
Alexandra Palace (AAP)		d	2338		0005		0047	0035		0118
Potters Bar (PBR)		d	2346				0055			0126
Hatfield (HAT)		d	2352				0101			0132
Welwyn Garden City (WGC)	4	d	2358				0106			0138
Welwyn North (WLW)		d	0001				0109			0140
Knebworth (KBW)		d	0005				0113			0144
Stevenage (SVG)	4	d	0009	0015	0029	0049	0103	0117	0121	0125
Hitchin (HIT)	4	d	0014	0020	0035	0055	0111	0126	0130	0133
Arlesey (ARL)		d	0026						0139	0224
Biggleswade (BIW)		d	0031						0144	0229
Sandy (SDY)		d	0035						0148	0233
St Neots (SNO)		d	0042						0155	0240
Huntingdon (HUN)		d	0050						0203	0248
Peterborough (PBO)	3	a	0108						0221	0306
Letchworth Garden City (LET)		d	0020		0040	0101a	0116s	0131	0135a	0203
Baldock (BDK)		d	0023		0043		0119s	0134		0206
Ashwell & Morden (AWM)		d	0028		0048		0124s	0139		0211
Royston (RYS)		d	0033		0053		0129s	0149a		0217a
Meldreth (MEL)		d	0036		0056					
Shepreth (STH)		d	0040		0100					
Foxton (FXN)		d	0042		0102					
Cambridge (CBG)		a	0054		0112		0144			
Cambridge (CBG)		d								
Cambridge North (CMB)		d								
Waterbeach (WBC)		d								
Ely (ELY)	4	a								
Ely (ELY)	4	d								
Littleport (LTP)		d								
Downham Market (DOW)		d								
Watlington (WTG)		d								
Kings Lynn (KLN)		a								

NOTES (see introductory pages for explanation of train operator codes and standard symbols)

- a Arrival time
- d Departure time
- s Stops to set down only

Q From Moorgate

TSM Tuesday to Saturday mornings

London, Brighton, Horsham, Gatwick Airport and East Croydon to Stevenage, Peterborough, Cambridge, Ely and Kings Lynn

Saturdays

Operator Days of operation/Notes 1st Class/Reservations/Bus/Ferry Catering facilities	GN ⏰	TL ⏰	GN ⏰	TL ⏰	GN ⏰	TL ⏰	GR A ⏰ ⏰ ⊗	GN ⏰	GR B ⏰ ⏰ ⊗	GN ⏰	TL ⏰	GR A ⏰ ⏰ ⊗	GN ⏰	TL ⏰	GN ⏰	GR B ⏰ ⏰ ⊗	GR A ⏰ ⏰ ⊗	
Brighton (BTN)	10 d																	0508
Horsham (HRH)	4 d																	
Gatwick Airport (GTW)	←10 d																	0546
Redhill (RDH)	d																	
East Croydon (ECR)	Ⓜ d																	0601
London Bridge (LBG)	Ⓜ 4 d																	0616
London Blackfriars (BFR)	Ⓜ 3 d																	0622
City Thameslink (CTK)	3 d																	
Farringdon (ZFD)	Ⓜ 3 d																	0626
St Pancras International (STP)	Ⓜ 15 d																	0631
London Kings Cross (KGX)	Ⓜ 15 d	0502	0512	0539	0532	0527	0547	0555	0602	0615	0557	0618	0633	0642				0627 0700 0703
Finsbury Park (FPK)	Ⓜ a	0507	0517		0537	0532	0552		0607		0602	0623						0637 0632
Finsbury Park (FPK)	Ⓜ d	0508	0518		0538	0533	0553		0611		0603	0624						0641 0633
Alexandra Palace (AAP)	d					0538					0610							0638
Potters Bar (PBR)	d					0546					0618							0646
Hatfield (HAT)	d					0552					0624							0652
Welwyn Garden City (WGC)	4 d					0558					0629							0658
Welwyn North (WLW)	d					0600					0632							0700
Knebworth (KBW)	d					0604					0636							0704
Stevenage (SVG)	4 d	0531	0537		0559	0608	0615	0617	0632	0639c	0640	0645	0654		0702			0708
Hitchin (HIT)	4 d	0539	0542		0605	0614	0620		0637		0645	0650			0707			0714
Arlesey (ARL)	d		0547				0625					0655						
Biggleswade (BIW)	d		0553				0631					0701						
Sandy (SDY)	d		0557				0635					0705						
St Neots (SNO)	d		0604				0642					0712						
Huntingdon (HUN)	d		0611				0650					0720						
Peterborough (PBO)	8 a		0628				0705	0646		0708		0737	0723					0746 0750
Letchworth Garden City (LET)	d	0544			0610	0620			0643		0651a				0713	0720		
Baldock (BDK)	d	0547			0613	0623			0646						0716	0723		
Ashwell & Morden (AWM)	d	0552			0618	0628			0651						0721			
Royston (RYS)	d	0557			0623	0634			0656						0726	0732		
Meldreth (MEL)	d	0601				0637										0735		
Shepreth (STH)	d	0604				0641										0739		
Foxton (FXN)	d	0607				0643										0741		
Cambridge (CBG)	a	0618		0627	0638	0654			0711					0730	0741	0753		
Cambridge (CBG)	d	0622		0635					0713						0735			
Cambridge North (CMB)	d	0626		0639					0717						0739			
Waterbeach (WBC)	d	0631		0644					0722						0744			
Ely (ELY)	4 a	0642		0653					0733						0753			
Ely (ELY)	4 d			0655											0756			
Littleport (LTP)	d			0706e											0806c			
Downham Market (DOW)	d			0715											0815			
Watlington (WTG)	d			0721											0821			
Kings Lynn (KLN)	a			0730											0830			

NOTES (see introductory pages for explanation of train operator codes and standard symbols)

- a Arrival time
- d Departure time
- c Arrives 3 minutes earlier
- e Arrives 4 minutes earlier

- A To Leeds
- B To Edinburgh

London, Brighton, Horsham, Gatwick Airport and East Croydon to Stevenage, Peterborough, Cambridge, Ely and Kings Lynn

Saturdays

Operator Days of operation/Notes 1st Class/Reservations/Bus/Ferry Catering facilities	TL 	GR C     	GN 	TL D 	GN 	GR B     	GC E     	TL 	GR F     	GN 	TL 	GN 	GR A     	GR G     	TL 	GN 	TL 
Brighton (BTN)	10	d										0614					0644
Horsham (HRH)	4	d	0525					0555								0625	
Gatwick Airport (GTW)	← 10	d	0549		0616			0619			0646					0649	0716
Redhill (RDH)		d	0559					0629								0659	
East Croydon (ECR)		d	0615		0631			0645			0701					0715	0731
London Bridge (LBG)	⊖ 4	d	0631		0646			0701			0716					0731	0746
London Blackfriars (BFR)	⊖ 3	d	0637		0652			0707			0722					0737	0752
City Thameslink (CTK)	3	d															
Farringdon (ZFD)	⊖ 3	d	0641		0656			0711			0726					0741	0756
St Pancras International (STP)	⊖ 15	d	0646		0701			0716			0731					0746	0801
London Kings Cross (KGX)	⊖ 15	d		0706	0712		0657	0730	0748		0735	0742		0727	0803	0806	0812
Finsbury Park (FPK)	⊖	a	0652		0707	0702		0722			0737	0732				0752	0807
Finsbury Park (FPK)	⊖	d	0653		0711	0703		0723			0741	0733				0753	0811
Alexandra Palace (AAP)		d				0708						0738					
Potters Bar (PBR)		d				0716						0746					
Hatfield (HAT)		d				0722						0752					
Welwyn Garden City (WGC)	4	d				0728						0758					
Welwyn North (WLW)		d				0730						0800					
Knebworth (KBW)		d				0734						0804					
Stevenage (SVG)	4	d	0715	0727		0732	0738		0745	0756a		0802	0808			0815	0832
Hitchin (HIT)	4	d	0720		0737	0744		0750			0807	0814				0820	0837
Arlesey (ARL)		d	0726					0756								0826	
Biggleswade (BIW)		d	0731					0801								0831	
Sandy (SDY)		d	0735					0805								0835	
St Neots (SNO)		d	0743					0813								0843	
Huntingdon (HUN)		d	0750					0820								0850	
Peterborough (PBO)	3	a	0806	0756			0817	0834	0840				0850	0853	0908		
Letchworth Garden City (LET)		d			0743	0750a					0813	0820					0843
Baldock (BDK)		d			0746						0816	0823					0846
Ashwell & Morden (AWM)		d			0751						0821						0851
Royston (RYS)		d			0756						0826	0832					0856
Meldreth (MEL)		d										0835					
Shepreth (STH)		d										0839					
Foxton (FXN)		d										0841					
Cambridge (CBG)		a			0800	0811					0830	0841	0853			0900	0911
Cambridge (CBG)		d			0805						0835					0905	
Cambridge North (CMB)		d			0809						0839					0909	
Waterbeach (WBC)		d			0814						0844					0914	
Ely (ELY)	4	a			0825						0853					0925	
Ely (ELY)	4	d									0856						
Littleport (LTP)		d									0906c						
Downham Market (DOW)		d									0915						
Watlington (WTG)		d									0921						
Kings Lynn (KLN)		a									0930						

NOTES (see introductory pages for explanation of train operator codes and standard symbols)

- a Arrival time
- d Departure time
- c Arrives 3 minutes earlier
  
- A To Leeds
- B To Edinburgh
- C To York
- D From Three Bridges
- E To Sunderland
- F To Harrogate
- G To Lincoln

## London, Brighton, Horsham, Gatwick Airport and East Croydon to Stevenage, Peterborough, Cambridge, Ely and Kings Lynn

### Saturdays

Operator Days of operation/Notes 1st Class/Reservations/Bus/Ferry Catering facilities	GN 	GR B     	TL 	GR A     	GN 	TL 	GN 	GR B     	GR A     	TL 	GR C     	GN 	TL 	GN 	GR B     	TL 	GR F     	
Brighton (BTN)	10	d				0714							0744					
Horsham (HRH)	4	d		0655						0725							0755	
Gatwick Airport (GTW)	← 10	d		0719		0746				0749			0816				0819	
Redhill (RDH)		d		0729						0759							0829	
East Croydon (ECR)		d		0745		0801				0815			0831				0845	
London Bridge (LBG)	⊖ 4	d		0801		0816				0831			0846				0901	
London Blackfriars (BFR)	⊖ 3	d		0807		0822				0837			0852				0907	
City Thameslink (CTK)	3	d															0909	
Farringdon (ZFD)	⊖ 3	d		0811		0826				0841			0856				0911	
St Pancras International (STP)	⊖ ⊖ 15	d		0816		0831				0846			0901				0916	
London Kings Cross (KGX)	⊖ 15	d	0757	0830		0833	0842		0827	0900	0903		0906	0912		0857	0930	0933
Finsbury Park (FPK)	⊖	a	0802		0822		0837	0832		0852			0907	0902		0922		
Finsbury Park (FPK)	⊖	d	0803		0823		0841	0833		0853			0911	0903		0923		
Alexandra Palace (AAP)		d	0808					0838						0908				
Potters Bar (PBR)		d	0816					0846						0916				
Hatfield (HAT)		d	0822					0852						0922				
Welwyn Garden City (WGC)	4	d	0828					0858						0928				
Welwyn North (WLW)		d	0830					0900						0930				
Knebworth (KBW)		d	0834					0904						0934				
Stevenage (SVG)	4	d	0838		0845	0854a		0902	0908		0915	0928		0932	0938		0945	0954a
Hitchin (HIT)	4	d	0844		0850		0907	0914		0920			0937	0944		0950		
Arlesey (ARL)		d		0856						0926							0956	
Biggleswade (BIW)		d		0901						0931							1001	
Sandy (SDY)		d		0905						0935							1005	
St Neots (SNO)		d		0913						0943							1013	
Huntingdon (HUN)		d		0920						0950							1020	
Peterborough (PBO)	3	a		0917	0939				0947	0950	1006	0957			1016	1039		
Letchworth Garden City (LET)		d	0850a				0913	0920					0943	0950a				
Baldock (BDK)		d					0916	0923					0946					
Ashwell & Morden (AWM)		d					0921						0951					
Royston (RYS)		d					0926	0932					0956					
Meldreth (MEL)		d						0935										
Shepreth (STH)		d						0939										
Foxton (FXN)		d						0941										
Cambridge (CBG)		a				0930	0941	0953				1000	1011					
Cambridge (CBG)		d				0935						1005						
Cambridge North (CMB)		d				0939						1009						
Waterbeach (WBC)		d				0944						1014						
Ely (ELY)	4	a				0953						1025						
Ely (ELY)	4	d				0956												
Littleport (LTP)		d				1006c												
Downham Market (DOW)		d				1015												
Watlington (WTG)		d				1021												
Kings Lynn (KLN)		a				1030												

**NOTES** (see introductory pages for explanation of train operator codes and standard symbols)

- a Arrival time
- d Departure time
- c Arrives 3 minutes earlier

- A To Leeds
- B To Edinburgh
- C To York
- F To Harrogate



## London, Brighton, Horsham, Gatwick Airport and East Croydon to Stevenage, Peterborough, Cambridge, Ely and Kings Lynn

### Saturdays

Operator Days of operation/Notes 1st Class/Reservations/Bus/Ferry Catering facilities	GN	TL	GN	GR A	TL	GR G	GN	TL	GN	GR B	TL	GR A	GN	TL	GN	GR A	TL
	□	□	□	□ □	□	□ □	□	□	□	□ □	□	□ □	□	□	□	□ □	□
Brighton (BTN)	10 d	0814						0844						0914			
Horsham (HRH)	4 d				0825						0855						0925
Gatwick Airport (GTW)	← 10 d	0846			0849			0916			0919			0946			0949
Redhill (RDH)	d				0859						0929						0959
East Croydon (ECR)	☉ d	0901			0915			0931			0945			1001			1015
London Bridge (LBG)	☉ 4 d	0916			0931			0946			1001			1016			1031
London Blackfriars (BFR)	☉ 3 d	0922			0937			0952			1007			1022			1037
City Thameslink (CTK)	☉ 3 d	0924			0939			0954			1009			1024			1039
Farringdon (ZFD)	☉ 3 d	0926			0941			0956			1011			1026			1041
St Pancras International (STP)	☉ 15 d	0931			0946			1001			1016			1031			1046
London Kings Cross (KGX)	☉ 15 d	0942	0927	1003		1006	1012		0957	1030		1035	1042		1027	1103	
Finsbury Park (FPK)	☉ a	0937	0932		0952			1007	1002		1022			1037	1032		1052
Finsbury Park (FPK)	☉ d	0941	0933		0953			1011	1003		1023			1041	1033		1053
Alexandra Palace (AAP)	d		0938						1008						1038		
Potters Bar (PBR)	d		0946						1016						1046		
Hatfield (HAT)	d		0952						1022						1052		
Welwyn Garden City (WGC)	4 d		0958						1028						1058		
Welwyn North (WLW)	d		1000						1030						1100		
Knebworth (KBW)	d		1004						1034						1104		
Stevenage (SVG)	4 d	1002	1008		1015	1028		1032	1038		1045	1055a		1102	1108		1115
Hitchin (HIT)	4 d	1007	1014		1020			1037	1044		1050			1107	1114		1121
Arlesey (ARL)	d				1026						1056						1126
Biggleswade (BIW)	d				1031						1101						1132
Sandy (SDY)	d				1035						1105						1136
St Neots (SNO)	d				1043						1113						1143
Huntingdon (HUN)	d				1050						1120						1151
Peterborough (PBO)	8 a			1050	1106	1056				1116	1139					1150	1206
Letchworth Garden City (LET)	d		1013	1020				1043	1050a					1113	1120		
Baldock (BDK)	d		1016	1023				1046						1116	1123		
Ashwell & Morden (AWM)	d		1021					1051						1121			
Royston (RYS)	d		1026	1032				1056						1126	1132		
Meldreth (MEL)	d			1035											1135		
Shepreth (STH)	d			1039											1139		
Foxton (FXN)	d			1041											1141		
Cambridge (CBG)	a	1030	1041	1053			1100	1111					1130	1141	1153		
Cambridge (CBG)	d	1035					1105						1135				
Cambridge North (CMB)	d	1039					1109						1139				
Waterbeach (WBC)	d	1044					1114						1144				
Ely (ELY)	4 a	1053					1125						1153				
Ely (ELY)	4 d	1056											1156				
Littleport (LTP)	d	1106c											1206c				
Downham Market (DOW)	d	1115											1215				
Watlington (WTG)	d	1121											1221				
Kings Lynn (KLN)	a	1130											1230				

**NOTES** (see introductory pages for explanation of train operator codes and standard symbols)

- a Arrival time
- d Departure time
- c Arrives 3 minutes earlier

- A To Leeds
- B To Edinburgh
- G To Lincoln

London, Brighton, Horsham, Gatwick Airport and East Croydon to Stevenage, Peterborough, Cambridge, Ely and Kings Lynn

Saturdays

Operator Days of operation/Notes 1st Class/Reservations/Bus/Ferry Catering facilities	GR C Ⓜ	GN Ⓜ	TL Ⓜ	GN Ⓜ	GR B Ⓜ	TL Ⓜ	GR F Ⓜ	GN Ⓜ	TL Ⓜ	GN Ⓜ	GR A Ⓜ	TL Ⓜ	GR G Ⓜ	GN Ⓜ	TL Ⓜ	GN Ⓜ	GR B Ⓜ	
Brighton (BTN)	10 d		0944						1014						1044			
Horsham (HRH)	4 d					0955						1025						
Gatwick Airport (GTW)	← 10 d		1016			1019			1046			1049			1116			
Redhill (RDH)	d					1029						1059						
East Croydon (ECR)	Ⓜ d		1031			1045			1101			1115			1131			
London Bridge (LBG)	Ⓜ 4 d		1046			1101			1116			1131			1146			
London Blackfriars (BFR)	Ⓜ 3 d		1052			1107			1122			1137			1152			
City Thameslink (CTK)	Ⓜ 3 d		1054			1109			1124			1139			1154			
Farringdon (ZFD)	Ⓜ 3 d		1056			1111			1126			1141			1156			
St Pancras International (STP)	Ⓜ 15 d		1101			1116			1131			1146			1201			
London Kings Cross (KGX)	Ⓜ 15 d	1106	1112		1057	1130		1135	1142		1127	1203		1206	1212		1157	1230
Finsbury Park (FPK)	Ⓜ a		1107	1102		1122			1137	1132		1152			1207	1202		
Finsbury Park (FPK)	Ⓜ d		1111	1103		1123			1141	1133		1153			1211	1203		
Alexandra Palace (AAP)	d			1108						1138						1208		
Potters Bar (PBR)	d			1116						1146						1216		
Hatfield (HAT)	d			1122						1152						1222		
Welwyn Garden City (WGC)	4 d			1128						1158						1228		
Welwyn North (WLW)	d			1130						1200						1230		
Knebworth (KBW)	d			1134						1204						1234		
Stevenage (SVG)	4 d	1127		1132	1138		1145	1156a		1202	1208		1215	1227		1232	1238	
Hitchin (HIT)	4 d			1137	1144		1150			1207	1214		1220			1237	1244	
Arlesey (ARL)	d					1156						1226						
Biggleswade (BIW)	d					1201						1231						
Sandy (SDY)	d					1205						1235						
St Neots (SNO)	d					1213						1243						
Huntingdon (HUN)	d					1220						1250						
Peterborough (PBO)	8 a	1156				1217	1240					1250	1306	1257				1317
Letchworth Garden City (LET)	d			1143	1150a					1213	1220					1243	1250a	
Baldock (BDK)	d			1146						1216	1223					1246		
Ashwell & Morden (AWM)	d			1151						1221						1251		
Royston (RYS)	d			1156						1226	1232					1256		
Meldreth (MEL)	d										1235							
Shepreth (STH)	d										1239							
Foxton (FXN)	d										1241							
Cambridge (CBG)	a		1200	1211					1230	1241	1253				1300	1311		
Cambridge (CBG)	d		1203						1235						1305			
Cambridge North (CMB)	d		1208						1239						1309			
Waterbeach (WBC)	d		1212						1244						1314			
Ely (ELY)	4 a		1224						1254						1325			
Ely (ELY)	4 d								1256									
Littleport (LTP)	d								1306c									
Downham Market (DOW)	d								1315									
Watlington (WTG)	d								1321									
Kings Lynn (KLN)	a								1330									

NOTES (see introductory pages for explanation of train operator codes and standard symbols)

- a Arrival time
- d Departure time
- c Arrives 3 minutes earlier

- A To Leeds
- B To Edinburgh
- C To York
- F To Harrogate
- G To Lincoln

## London, Brighton, Horsham, Gatwick Airport and East Croydon to Stevenage, Peterborough, Cambridge, Ely and Kings Lynn

### Saturdays

Operator Days of operation/Notes 1st Class/Reservations/Bus/Ferry Catering facilities	TL	GR	GN	TL	GN	GR	GR	TL	GR	GN	TL	GN	GR	TL	GR	GN	TL	
	□	A □ □	□	□	□	B □ □	A □ □	□	C □ □	□	□	□	□	□	□	□	□	□
Brighton (BTN)	10 d			1114							1144							1214
Horsham (HRH)	4 d	1055						1125									1155	
Gatwick Airport (GTW)	← 10 d	1119		1146				1149			1216						1219	1246
Redhill (RDH)	d	1129						1159									1229	
East Croydon (ECR)	Ⓜ d	1145		1201				1215			1231						1245	1301
London Bridge (LBG)	Ⓜ 4 d	1201		1216				1231			1246						1301	1316
London Blackfriars (BFR)	Ⓜ 3 d	1207		1222				1237			1252						1307	1322
City Thameslink (CTK)	Ⓜ 3 d	1209		1224				1239			1254						1309	1324
Farringdon (ZFD)	Ⓜ 3 d	1211		1226				1241			1256						1311	1326
St Pancras International (STP)	Ⓜ 15 d	1216		1231				1246			1301						1316	1331
London Kings Cross (KGX)	Ⓜ 15 d		1235	1242		1227	1300	1303		1306	1312		1257	1330		1335	1342	
Finsbury Park (FPK)	Ⓜ a	1222		1237	1232			1252			1307	1302					1322	1337
Finsbury Park (FPK)	Ⓜ d	1223		1241	1233			1253			1311	1303					1323	1341
Alexandra Palace (AAP)	d				1238							1308						
Potters Bar (PBR)	d				1246							1316						
Hatfield (HAT)	d				1252							1322						
Welwyn Garden City (WGC)	4 d				1258							1328						
Welwyn North (WLW)	d				1300							1330						
Knebworth (KBW)	d				1304							1334						
Stevenage (SVG)	4 d	1245	1256a		1302	1308		1315	1328		1332	1338		1345	1356a		1402	
Hitchin (HIT)	4 d	1250			1307	1314		1320			1337	1344		1350			1407	
Arlesey (ARL)	d	1256						1326									1356	
Biggleswade (BIW)	d	1301						1331									1401	
Sandy (SDY)	d	1305						1335									1405	
St Neots (SNO)	d	1313						1343									1413	
Huntingdon (HUN)	d	1320						1350									1420	
Peterborough (PBO)	8 a	1336				1347	1350	1406	1356					1416		1439		
Letchworth Garden City (LET)	d			1313	1320						1343	1350a						1413
Baldock (BDK)	d			1316	1323						1346							1416
Ashwell & Morden (AWM)	d			1321							1351							1421
Royston (RYS)	d			1326	1332						1356							1426
Meldreth (MEL)	d				1335													
Shepreth (STH)	d				1339													
Foxton (FXN)	d				1341													
Cambridge (CBG)	a			1330	1341	1353					1400	1411						1430
Cambridge (CBG)	d			1335							1405							1435
Cambridge North (CMB)	d			1339							1409							1439
Waterbeach (WBC)	d			1344							1414							1444
Ely (ELY)	4 a			1353							1425							1453
Ely (ELY)	4 d			1356														1456
Littleport (LTP)	d			1406c														1506c
Downham Market (DOW)	d			1415														1515
Watlington (WTG)	d			1421														1521
Kings Lynn (KLN)	a			1430														1530

**NOTES** (see introductory pages for explanation of train operator codes and standard symbols)

- a Arrival time
- d Departure time
- c Arrives 3 minutes earlier

- A To Leeds
- B To Edinburgh
- C To York
- F To Harrogate

London, Brighton, Horsham, Gatwick Airport and East Croydon to Stevenage, Peterborough, Cambridge, Ely and Kings Lynn

Saturdays

Operator Days of operation/Notes 1st Class/Reservations/Bus/Ferry Catering facilities	GN	GR A 1 1/2 X	TL	GR G 1 1/2 X	GN	TL	GN	GR B 1 1/2 X	TL	GR A 1 1/2 X	GN	TL	GN	GR A 1 1/2 X	TL	GR C 1 1/2 X	GN
Brighton (BTN)	10 d					1244						1314					
Horsham (HRH)	4 d		1225						1255						1325		
Gatwick Airport (GTW)	← 10 d		1249			1316			1319			1346			1349		
Redhill (RDH)	d		1259						1329						1359		
East Croydon (ECR)	10 d		1315			1331			1345			1401			1415		
London Bridge (LBG)	4 d		1331			1346			1401			1416			1431		
London Blackfriars (BFR)	3 d		1337			1352			1407			1422			1437		
City Thameslink (CTK)	3 d		1339			1354			1409			1424			1439		
Farringdon (ZFD)	3 d		1341			1356			1411			1426			1441		
St Pancras International (STP)	15 d		1346			1401			1416			1431			1446		
London Kings Cross (KGX)	15 d	1327	1403	1406	1412		1357	1430		1435	1442		1427	1503		1506	1512
Finsbury Park (FPK)	a	1332		1352		1407	1402		1422			1437	1432		1452		
Finsbury Park (FPK)	d	1333		1353		1411	1403		1423			1441	1433		1453		
Alexandra Palace (AAP)	d	1338					1408						1438				
Potters Bar (PBR)	d	1346					1416						1446				
Hatfield (HAT)	d	1352					1422						1452				
Welwyn Garden City (WGC)	4 d	1358					1428						1458				
Welwyn North (WLW)	d	1400					1430						1500				
Knebworth (KBW)	d	1404					1434						1504				
Stevenage (SVG)	4 d	1408	1415	1428		1432	1438		1445	1456a		1502	1508		1515	1528	
Hitchin (HIT)	4 d	1414	1420			1437	1444		1450			1507	1514		1520		
Arlesey (ARL)	d		1426						1456						1526		
Biggleswade (BIW)	d		1431						1501						1531		
Sandy (SDY)	d		1435						1505						1535		
St Neots (SNO)	d		1443						1513						1543		
Huntingdon (HUN)	d		1450						1520						1550		
Peterborough (PBO)	8 a	1450	1506	1456				1517	1539					1550	1606	1557	
Letchworth Garden City (LET)	d	1420				1443	1450a					1513	1520				
Baldock (BDK)	d	1423				1446						1516	1523				
Ashwell & Morden (AWM)	d					1451						1521					
Royston (RYS)	d	1432				1456						1526	1532				
Meldreth (MEL)	d	1435											1535				
Shepreth (STH)	d	1439											1539				
Foxton (FXN)	d	1441											1541				
Cambridge (CBG)	a	1453			1500	1511					1530	1541	1553				1600
Cambridge (CBG)	d				1505						1535						1605
Cambridge North (CMB)	d				1509						1539						1609
Waterbeach (WBC)	d				1514						1544						1614
Ely (ELY)	4 a				1525						1554						1625
Ely (ELY)	4 d										1556						
Littleport (LTP)	d										1606c						
Downham Market (DOW)	d										1615						
Watlington (WTG)	d										1621						
Kings Lynn (KLN)	a										1630						

NOTES (see introductory pages for explanation of train operator codes and standard symbols)

- a Arrival time
- d Departure time
- c Arrives 3 minutes earlier
- A To Leeds
- B To Edinburgh
- C To York
- G To Lincoln

London, Brighton, Horsham, Gatwick Airport and East Croydon to Stevenage, Peterborough, Cambridge, Ely and Kings Lynn

Saturdays

Operator Days of operation/Notes 1st Class/Reservations/Bus/Ferry Catering facilities	TL □	GN □	GR B □ <sup>1</sup> □ <sup>2</sup> □ <sup>3</sup>	TL □	GR F □ <sup>1</sup> □ <sup>2</sup> □ <sup>3</sup>	GN □	TL □	GN □	GR A □ <sup>1</sup> □ <sup>2</sup> □ <sup>3</sup>	TL □	GR G □ <sup>1</sup> □ <sup>2</sup> □ <sup>3</sup>	GN □	TL □	GN □	GR B □ <sup>1</sup> □ <sup>2</sup> □ <sup>3</sup>	TL □	GR H □ <sup>1</sup> □ <sup>2</sup> □ <sup>3</sup>
Brighton (BTN) 10 d	1344						1414						1444				
Horsham (HRH) 4 d				1355						1425						1455	
Gatwick Airport (GTW) ← 10 d	1416			1419			1446			1449			1516			1519	
Redhill (RDH) d				1429						1459						1529	
East Croydon (ECR) d	1431			1445			1501			1515			1531			1545	
London Bridge (LBG) 4 d	1446			1501			1516			1531			1546			1601	
London Blackfriars (BFR) 3 d	1452			1507			1522			1537			1552			1607	
City Thameslink (CTK) 3 d	1454			1509			1524			1539			1554			1609	
Farringdon (ZFD) 3 d	1456			1511			1526			1541			1556			1611	
St Pancras International (STP) 15 d	1501			1516			1531			1546			1601			1616	
London Kings Cross (KGX) 15 d		1457	1530		1535	1542		1527	1603		1606	1612		1557	1630		1633
Finsbury Park (FPK) a	1507	1502		1522			1537	1532		1552			1607	1602		1622	
Finsbury Park (FPK) d	1511	1503		1523			1541	1533		1553			1611	1603		1623	
Alexandra Palace (AAP) d		1508						1538						1608			
Potters Bar (PBR) d		1516						1546						1616			
Hatfield (HAT) d		1522						1552						1622			
Welwyn Garden City (WGC) 4 d		1528						1558						1628			
Welwyn North (WLW) d		1530						1600						1630			
Knebworth (KBW) d		1534						1604						1634			
Stevenage (SVG) 4 d	1532	1538		1545	1556a		1602	1608		1615	1627		1632	1638		1645	1653a
Hitchin (HIT) 4 d	1537	1544		1550			1607	1614		1620			1637	1644		1650	
Arlesey (ARL) d				1556						1626						1656	
Biggleswade (BIW) d				1601						1631						1701	
Sandy (SDY) d				1605						1635						1705	
St Neots (SNO) d				1613						1643						1713	
Huntingdon (HUN) d				1620						1650						1720	
Peterborough (PBO) 8 a			1617	1639					1651	1706	1656				1716	1739	
Letchworth Garden City (LET) d	1543	1550a					1613	1620					1643	1650a			
Baldock (BDK) d	1546						1616	1623					1646				
Ashwell & Morden (AWM) d	1551						1621						1651				
Royston (RYS) d	1556						1626	1632					1656				
Meldreth (MEL) d								1635									
Shepreth (STH) d								1639									
Foxton (FXN) d								1641									
Cambridge (CBG) a	1611					1630	1641	1653				1700	1711				
Cambridge (CBG) d						1635						1705					
Cambridge North (CMB) d						1639						1709					
Waterbeach (WBC) d						1644						1714					
Ely (ELY) 4 a						1653						1725					
Ely (ELY) 4 d						1656											
Littleport (LTP) d						1706c											
Downham Market (DOW) d						1715											
Watlington (WTG) d						1721											
Kings Lynn (KLN) a						1730											

NOTES (see introductory pages for explanation of train operator codes and standard symbols)

- a Arrival time
- d Departure time
- c Arrives 3 minutes earlier
  
- A To Leeds
- B To Edinburgh
- F To Harrogate
- G To Lincoln
- H To Bradford Forster Square

## London, Brighton, Horsham, Gatwick Airport and East Croydon to Stevenage, Peterborough, Cambridge, Ely and Kings Lynn

### Saturdays

Operator Days of operation/Notes 1st Class/Reservations/Bus/Ferry Catering facilities	GN □	GN □	TL □	GN □	GR A □ □ □	TL □	GN □	TL □	GN □	GR J □ □ □	GR B □ □ □	TL □	GR A □ □ □	GN □	GN □	TL □	GN □
Brighton (BTN)	10	d		1514				1544								1614	
Horsham (HRH)	4	d				1525						1555					
Gatwick Airport (GTW)	←10	d		1546		1549		1616				1619				1646	
Redhill (RDH)		d				1559						1629					
East Croydon (ECR)		d		1601		1615		1631				1645				1701	
London Bridge (LBG)	⊖4	d		1616		1631		1646				1701				1716	
London Blackfriars (BFR)	⊖3	d		1622		1637		1652				1707				1722	
City Thameslink (CTK)	3	d		1624		1639		1654				1709				1724	
Farringdon (ZFD)	⊖3	d		1626		1641		1656				1711				1726	
St Pancras International (STP)	⊖⊖15	d		1631		1646		1701				1716				1731	
London Kings Cross (KGX)	⊖15	d	1636	1642		1627	1703	1712		1657	1718	1730		1733	1736	1742	1727
Finsbury Park (FPK)	⊖	a		1637	1632		1652		1707	1702		1722				1737	1732
Finsbury Park (FPK)	⊖	d		1641	1633		1653		1711	1703		1723				1741	1733
Alexandra Palace (AAP)		d			1638					1708							1738
Potters Bar (PBR)		d			1646					1716							1746
Hatfield (HAT)		d			1652					1722							1752
Welwyn Garden City (WGC)	4	d			1658					1728							1758
Welwyn North (WLW)		d			1700					1730							1800
Knebworth (KBW)		d			1704					1734							1804
Stevenage (SVG)	4	d		1702	1708		1715		1732	1738		1745	1753a			1802	1808
Hitchin (HIT)	4	d		1707	1714		1720		1737	1744		1750				1807	1814
Arlesey (ARL)		d				1726						1756					
Biggleswade (BIW)		d	1709			1731						1801		1809			
Sandy (SDY)		d				1735						1805					
St Neots (SNO)		d	1719			1743						1813		1819			
Huntingdon (HUN)		d	1727			1750						1820		1827			
Peterborough (PBO)	3	a	1743			1750	1806				1809	1816	1839		1843		
Letchworth Garden City (LET)		d		1713	1720				1743	1750a						1813	1820
Baldock (BDK)		d		1716	1723				1746							1816	1823
Ashwell & Morden (AWM)		d		1721					1751							1821	
Royston (RYS)		d		1726	1732				1756							1826	1832
Meldreth (MEL)		d			1735												1835
Shepreth (STH)		d			1739												1839
Foxton (FXN)		d			1741												1841
Cambridge (CBG)		a		1730	1741	1753		1800	1811						1830	1841	1853
Cambridge (CBG)		d		1735				1805								1835	
Cambridge North (CMB)		d		1739				1809								1839	
Waterbeach (WBC)		d		1744				1814								1844	
Ely (ELY)	4	a		1753				1825								1853	
Ely (ELY)	4	d		1756												1856	
Littleport (LTP)		d		1806c												1906c	
Downham Market (DOW)		d		1815												1915	
Watlington (WTG)		d		1821												1921	
Kings Lynn (KLN)		a		1830												1930	

**NOTES** (see introductory pages for explanation of train operator codes and standard symbols)

- a Arrival time
- d Departure time
- c Arrives 3 minutes earlier

- A To Leeds
- B To Edinburgh
- J To Hull

London, Brighton, Horsham, Gatwick Airport and East Croydon to Stevenage, Peterborough, Cambridge, Ely and Kings Lynn

Saturdays

Operator Days of operation/Notes 1st Class/Reservations/Bus/Ferry Catering facilities	GR K Ⓚ	GN Ⓜ	GR A Ⓚ	TL Ⓜ	TL Ⓜ	GN Ⓜ	GR L Ⓚ	TL Ⓜ	GR F Ⓚ	GN Ⓜ	GN Ⓜ	TL Ⓜ	GN Ⓜ	GR A Ⓚ	TL Ⓜ	GR G Ⓚ	GN Ⓜ
Brighton (BTN)	10	d			1644							1714					
Horsham (HRH)	4	d		1625				1655							1725		
Gatwick Airport (GTW)	←10	d		1649	1716			1719				1746			1749		
Redhill (RDH)		d		1659				1729							1759		
East Croydon (ECR)	Ⓜ	d		1715	1731			1745				1801			1815		
London Bridge (LBG)	Ⓜ4	d		1731	1746			1801				1816			1831		
London Blackfriars (BFR)	Ⓜ3	d		1737	1752			1807				1822			1837		
City Thameslink (CTK)	3	d		1739	1754			1809				1824			1839		
Farringdon (ZFD)	Ⓜ3	d		1741	1756			1811				1826			1841		
St Pancras International (STP)	Ⓜ15	d		1746	1801			1816				1831			1846		
London Kings Cross (KGX)	Ⓜ15	d	1803	1812	1818		1757	1830		1833	1836	1842		1827	1903	1906	1912
Finsbury Park (FPK)	Ⓜ	a		1752	1807	1802		1822				1837	1832		1852		
Finsbury Park (FPK)	Ⓜ	d		1753	1811	1803		1823				1841	1833		1853		
Alexandra Palace (AAP)		d				1808							1838				
Potters Bar (PBR)		d				1816							1846				
Hatfield (HAT)		d				1822							1852				
Welwyn Garden City (WGC)	4	d				1828							1858				
Welwyn North (WLW)		d				1830							1900				
Knebworth (KBW)		d				1834							1904				
Stevenage (SVG)	4	d		1815	1832	1838		1845	1853a			1902	1908		1915	1927	
Hitchin (HIT)	4	d		1820	1837	1844		1850				1907	1914		1920		
Arlesey (ARL)		d		1826				1856							1926		
Biggleswade (BIW)		d		1831				1901		1909					1931		
Sandy (SDY)		d		1835				1905							1935		
St Neots (SNO)		d		1843				1913		1919					1943		
Huntingdon (HUN)		d		1851				1920		1927					1950		
Peterborough (PBO)	3	a	1850	1905	1908		1916	1939		1943				1950	2006	1956	
Letchworth Garden City (LET)		d			1843	1850a						1913	1920				1939
Baldock (BDK)		d			1846							1916	1923				
Ashwell & Morden (AWM)		d			1851							1921					
Royston (RYS)		d			1856							1926	1932				1949
Meldreth (MEL)		d											1935				
Shepreth (STH)		d											1939				
Foxton (FXN)		d											1941				
Cambridge (CBG)		a	1900		1911						1930	1941	1953				2003
Cambridge (CBG)		d	1905								1935						2005
Cambridge North (CMB)		d	1909								1939						2009
Waterbeach (WBC)		d	1914								1944						2014
Ely (ELY)	4	a	1923								1953						2023
Ely (ELY)	4	d	1926								1956						2024
Littleport (LTP)		d	1933								2006c						2036f
Downham Market (DOW)		d	1944								2015						2045
Watlington (WTG)		d	1950								2021						2051
Kings Lynn (KLN)		a	1959								2030						2100

NOTES (see introductory pages for explanation of train operator codes and standard symbols)

- a Arrival time
- d Departure time
- c Arrives 3 minutes earlier
- f Arrives 5 minutes earlier

- A To Leeds
- F To Harrogate
- G To Lincoln
- K To Skipton
- L To Newcastle

London, Brighton, Horsham, Gatwick Airport and East Croydon to Stevenage, Peterborough, Cambridge, Ely and Kings Lynn

Saturdays

Operator Days of operation/Notes 1st Class/Reservations/Bus/Ferry Catering facilities	TL □	GN □	GR L □ □ □ □	TL □	GR H □ □ □ □	GN □	TL □	GN □	GC M □ □ □ □	GR L □ □ □ □	GR A □ □ □ □	TL □	GN □	TL □	GN □	GR A □ □ □ □	TL □	
Brighton (BTN)	10 d	1744					1814										1844	
Horsham (HRH)	4 d			1755								1825						1855
Gatwick Airport (GTW)	← 10 d	1816		1819			1846					1849		1916				1919
Redhill (RDH)	d			1829								1859						1929
East Croydon (ECR)	10 d	1831		1845			1901					1915		1931				1945
London Bridge (LBG)	4 d	1846		1901			1916					1931		1946				2001
London Blackfriars (BFR)	3 d	1852		1907			1922					1937		1952				2007
City Thameslink (CTK)	3 d	1854		1909			1924					1939		1954				2009
Farringdon (ZFD)	3 d	1856		1911			1926					1941		1956				2011
St Pancras International (STP)	15 d	1901		1916			1931					1946		2001				2016
London Kings Cross (KGX)	15 d		1857	1930	1933	1939		1927	1957	2000	2003		2009			1957	2030	
Finsbury Park (FPK)	a	1907	1902		1922		1937	1932				1952		2007	2002			2022
Finsbury Park (FPK)	d	1911	1903		1923		1938	1933				1953		2008	2003			2023
Alexandra Palace (AAP)	d		1908					1938							2008			
Potters Bar (PBR)	d		1916					1946							2016			
Hatfield (HAT)	d		1922					1952							2022			
Welwyn Garden City (WGC)	4 d		1928					1958							2028			
Welwyn North (WLW)	d		1930					2000							2030			
Knebworth (KBW)	d		1934					2004							2034			
Stevenage (SVG)	4 d	1932	1938		1945	1954a	1959	2008				2015		2029	2038			2045
Hitchin (HIT)	4 d	1938	1944		1950		2005	2014				2020		2035	2044			2050
Arlesey (ARL)	d			1956								2026						2056
Biggleswade (BIW)	d			2001								2031						2101
Sandy (SDY)	d			2005								2035						2105
St Neots (SNO)	d			2013								2043						2113
Huntingdon (HUN)	d			2020								2050						2120
Peterborough (PBO)	8 a			2017	2039				2043	2046	2050	2106				2117		2139
Letchworth Garden City (LET)	d	1943	1950a			2007	2011	2020					2037	2041	2050a			
Baldock (BDK)	d	1946					2014	2023						2044				
Ashwell & Morden (AWM)	d	1951					2019							2049				
Royston (RYS)	d	1956				2016	2024	2032					2046	2054				
Meldreth (MEL)	d							2035										
Shepreth (STH)	d							2039										
Foxton (FXN)	d							2041										
Cambridge (CBG)	a	2011				2031	2039	2053					2101	2111				
Cambridge (CBG)	d					2035							2105					
Cambridge North (CMB)	d					2039							2109					
Waterbeach (WBC)	d					2044							2114					
Ely (ELY)	4 a					2053							2123					
Ely (ELY)	4 d					2055							2126					
Littleport (LTP)	d					2106e							2136c					
Downham Market (DOW)	d					2115							2145					
Watlington (WTG)	d					2121							2151					
Kings Lynn (KLN)	a					2130							2200					

NOTES (see introductory pages for explanation of train operator codes and standard symbols)

- a Arrival time
- d Departure time
- c Arrives 3 minutes earlier
- e Arrives 4 minutes earlier
  
- A To Leeds
- H To Bradford Forster Square
- L To Newcastle
- M To Bradford Interchange



London, Brighton, Horsham, Gatwick Airport and East Croydon to Stevenage, Peterborough, Cambridge, Ely and Kings Lynn

Saturdays

Operator Days of operation/Notes 1st Class/Reservations/Bus/Ferry Catering facilities	GN □	TL □	GN □	GR L □ □ □ □	TL □	GN □	GN □	TL □	GN □	TL □	GN □	GR A □ □ □ □	TL □	TL □	GN □	GN □	TL □	
Brighton (BTN)	10	d	1914								2014						2114	
Horsham (HRH)	4	d			1925			1955					2025	2055				
Gatwick Airport (GTW)	← 10	d	1946		1949			2019			2046		2049	2119			2146	
Redhill (RDH)		d			1959			2029					2059	2129				
East Croydon (ECR)	10	d	2001		2015			2045			2101		2115	2145			2201	
London Bridge (LBG)	4	d	2016		2031			2101			2116		2131	2201			2216	
London Blackfriars (BFR)	4	d	2022		2037			2107			2122		2137	2207			2222	
City Thameslink (CTK)	4	d	2024		2039													
Farringdon (ZFD)	4	d	2026		2041			2111			2126		2141	2211			2226	
St Pancras International (STP)	4	d	2031		2046			2116			2131		2146	2216			2231	
London Kings Cross (KGX)	15	d	2039	2027	2100	2109	2057	2139			2127	2200			2209	2239		
Finsbury Park (FPK)	4	a	2037	2032	2052		2102	2122			2137	2132		2152	2222		2237	
Finsbury Park (FPK)	4	d	2038	2033	2053		2103	2123			2138	2133		2153	2223		2238	
Alexandra Palace (AAP)		d		2038			2108					2138						
Potters Bar (PBR)		d		2046			2116					2146						
Hatfield (HAT)		d		2052			2122					2152						
Welwyn Garden City (WGC)	4	d		2058			2128					2158						
Welwyn North (WLW)		d		2100			2130					2200						
Knebworth (KBW)		d		2104			2134					2204						
Stevenage (SVG)	4	d	2059	2108	2115		2138	2145			2159	2208		2215	2245		2259	
Hitchin (HIT)	4	d	2105	2114	2120		2144	2150			2205	2214		2220	2250		2305	
Arlesey (ARL)		d			2126			2156						2226	2256			
Biggleswade (BIW)		d			2131			2201						2231	2301			
Sandy (SDY)		d			2135			2205						2235	2305			
St Neots (SNO)		d			2143			2213						2243	2313			
Huntingdon (HUN)		d			2150			2220						2250	2320			
Peterborough (PBO)	4	a			2147	2206		2239				2246	2306	2339				
Letchworth Garden City (LET)	d	2106	2111	2120			2136	2150a			2206	2211	2220			2236	2306	2311
Baldock (BDK)	d		2114	2123								2214	2223				2314	
Ashwell & Morden (AWM)	d		2119	2128								2219	2228				2319	
Royston (RYS)	d	2116	2124	2133			2146				2216	2224	2233			2246	2316	2324
Meldreth (MEL)	d			2136									2236					
Shepreth (STH)	d			2140									2240					
Foxton (FXN)	d			2142									2242					
Cambridge (CBG)	a	2130	2139	2153			2200				2230	2239	2253			2300	2330	2339
Cambridge (CBG)	d	2135					2205				2235					2305	2335	
Cambridge North (CMB)	d	2139					2209				2239					2309	2339	
Waterbeach (WBC)	d	2144					2214				2244					2314	2344	
Ely (ELY)	4	a	2153				2225				2253					2325	2353	
Ely (ELY)	4	d	2156								2256						2355	
Littleport (LTP)	d	2206c									2303						0002	
Downham Market (DOW)	d	2215									2312						0011	
Watlington (WTG)	d	2221									2318						0017	
Kings Lynn (KLN)	a	2230									2327						0026	

NOTES (see introductory pages for explanation of train operator codes and standard symbols)

- a Arrival time
- d Departure time
- c Arrives 3 minutes earlier
- A To Leeds
- L To Newcastle

London, Brighton, Horsham, Gatwick Airport and East Croydon to Stevenage, Peterborough, Cambridge, Ely and Kings Lynn

Saturdays




Operator Days of operation/Notes 1st Class/Reservations/Bus/Ferry	GN	TL	TL	GN	TL	GN	TL	GN	GN	TL	GN	GN	TL	GN	TL	TL	TL	TL	TL
	0	0	0	0	0	0	0	0		0	0	0	0	0	0	P	Q	SUM	SUM
	0	0	0	0	0	0	0	0		0	0	0	0	0	0	0	0	0	0
Brighton (BTN)	10 d				2214														
Horsham (HRH)	4 d	2125	2155				2225									2311	2311		
Gatwick Airport (GTW)	← 10 d	2149	2219		2246		2249									2335	2335		
Redhill (RDH)	d	2204	2234				2304									2349	2349		
East Croydon (ECR)	Ⓜ d	2215	2245		2301		2315									0010	0010		
London Bridge (LBG)	Ⓜ 4 d	2231	2301		2316		2331												
London Blackfriars (BFR)	Ⓜ 3 d	2237	2307		2322		2337									0037	0037		
City Thameslink (CTK)	3 d																		
Farringdon (ZFD)	Ⓜ 3 d	2241	2311		2326		2341									0041	0041		
St Pancras International (STP)	Ⓜ 15 d	2246	2316		2331		2346									0046	0046		
London Kings Cross (KGX)	Ⓜ 15 d	2227		2309		2327		0002		0018	0032	0036							
Finsbury Park (FPK)	Ⓜ a	2232	2252	2322		2337	2332	2352	0007		0023	0037	0041			0052	0052		
Finsbury Park (FPK)	Ⓜ d	2233	2253	2323		2338	2333	2353	0008	2357	0025	0038	0042	0027		0053	0053		
Alexandra Palace (AAP)	d	2238					2338			0005		0047	0035						
Potters Bar (PBR)	d	2246					2346					0055							
Hatfield (HAT)	d	2252					2352					0101							
Welwyn Garden City (WGC)	4 d	2258					2358					0106							
Welwyn North (WLW)	d	2300					0001					0109							
Knebworth (KBW)	d	2304					0005					0113							
Stevenage (SVG)	4 d	2308	2315	2345		2359	0009	0014	0029	0049	0056	0103	0117	0121		0125	0125		
Hitchin (HIT)	4 d	2314	2320	2350		0005	0014	0022	0035	0055	0102	0111	0125	0130		0133	0133a	0140	
Arlesey (ARL)	d		2326	2356				0028			0107					0138		0158	
Biggleswade (BIW)	d		2331	0001				0033			0113					0144		0218	
Sandy (SDY)	d		2335	0005				0037			0117					0148		0228	
St Neots (SNO)	d		2343	0013				0044			0124					0155		0248a	0253
Huntingdon (HUN)	d		2350	0020				0052			0132					0203			0323a
Peterborough (PBO)	3 a		0009	0039				0110			0150					0221			
Letchworth Garden City (LET)	d	2320			2336	0011	0020		0040	0101a		0116s	0129a	0136a					
Baldock (BDK)	d	2323				0014	0023		0043			0119s							
Ashwell & Morden (AWM)	d	2328				0019	0028		0048			0124s							
Royston (RYS)	d	2333		2346		0024	0033		0053			0129s							
Meldreth (MEL)	d	2336					0036		0056										
Shepreth (STH)	d	2340					0040		0100										
Foxton (FXN)	d	2342					0042		0102										
Cambridge (CBG)	a	2353			0001	0039	0054		0112			0144							
Cambridge (CBG)	d				0005														
Cambridge North (CMB)	d				0009														
Waterbeach (WBC)	d				0014														
Ely (ELY)	4 a				0023														
Ely (ELY)	4 d				0025														
Littleport (LTP)	d				0032														
Downham Market (DOW)	d				0041														
Watlington (WTG)	d				0047														
Kings Lynn (KLN)	a				0056														

NOTES (see introductory pages for explanation of train operator codes and standard symbols)

- a Arrival time
- d Departure time
- s Stops to set down only
  
- N From Moorgate
- P Runs until 7 September
- Q Runs from 14 September
- R Runs from 15 September
  
- SUM Sunday mornings

## London, Brighton, Horsham, Gatwick Airport and East Croydon to Stevenage, Peterborough, Cambridge, Ely and Kings Lynn

### Saturdays

Operator Days of operation/Notes	TL	GN
	SUM R	SUM
1st Class/Reservations/Bus/Ferry		
Brighton (BTN)	10 d	
Horsham (HRH)	4 d	
Gatwick Airport (GTW)	← 10 d	
Redhill (RDH)	d	
East Croydon (ECR)	 d	
London Bridge (LBG)	⊖ 4 d	
London Blackfriars (BFR)	⊖ 3 d	
City Thameslink (CTK)	3 d	
Farringdon (ZFD)	⊖ 3 d	
St Pancras International (STP)	⊖ ⊖ 15 d	
London Kings Cross (KGX)	⊖ 15 d	0107
Finsbury Park (FPK)	⊖ a	0112
Finsbury Park (FPK)	⊖ d	0113
Alexandra Palace (AAP)	d	0118
Potters Bar (PBR)	d	0126
Hatfield (HAT)	d	0132
Welwyn Garden City (WGC)	4 d	0138
Welwyn North (WLW)	d	0140
Knebworth (KBW)	d	0144
Stevenage (SVG)	4 d	0149
Hitchin (HIT)	4 d	0158
Arlesey (ARL)	d	
Biggleswade (BIW)	d	
Sandy (SDY)	d	
St Neots (SNO)	d	
Huntingdon (HUN)	d	0328
Peterborough (PBO)	8 a	0408
Letchworth Garden City (LET)	d	0203a
Baldock (BDK)	d	
Ashwell & Morden (AWM)	d	
Royston (RYS)	d	
Meldreth (MEL)	d	
Shepreth (STH)	d	
Foxton (FXN)	d	
Cambridge (CBG)	a	
Cambridge (CBG)	d	
Cambridge North (CMB)	d	
Waterbeach (WBC)	d	
Ely (ELY)	4 a	
Ely (ELY)	4 d	
Littleport (LTP)	d	
Downham Market (DOW)	d	
Watlington (WTG)	d	
Kings Lynn (KLN)	a	

**NOTES** (see introductory pages for explanation of train operator codes and standard symbols)

- a Arrival time
- d Departure time
- R Runs from 15 September
- SUM Sunday mornings

London, Brighton, Horsham, Gatwick Airport and East Croydon to Stevenage, Peterborough, Cambridge, Ely and Kings Lynn

Sundays

Operator Days of operation/Notes 1st Class/Reservations/Bus/Ferry Catering facilities	GN	GN	TL	GN	TL	GN	GN	GR A	GN	GR B	GR C	TL	GN	GR D	TL	GR C	GR E	GN		
	⏰	⏰	⏰	⏰	⏰	⏰	⏰	⏰ ⏰	⏰	⏰ ⏰	⏰ ⏰	⏰	⏰	⏰ ⏰	⏰	⏰ ⏰	⏰ ⏰	⏰		
Brighton (BTN)	10 d																			
Horsham (HRH)	4 d																			
Gatwick Airport (GTW)	← 10 d																			
Redhill (RDH)	d														0853					
East Croydon (ECR)	Ⓜ d																	0909		
London Bridge (LBG)	Ⓜ 4 d																	0926		
London Blackfriars (BFR)	Ⓜ 3 d																	0932		
City Thameslink (CTK)	Ⓜ 3 d																			
Farringdon (ZFD)	Ⓜ 3 d																	0936		
St Pancras International (STP)	Ⓜ 15 d																	0941		
London Kings Cross (KGX)	Ⓜ 15 d	0633	0702	0733	0754	0813	0802	0841	0905	0910	0922	0930	0913	0902	0933			1003	1007	1010
Finsbury Park (FPK)	Ⓜ a	0638	0707	0738	0759	0818	0807	0846					0918	0907				0947		
Finsbury Park (FPK)	Ⓜ d	0639	0708	0739	0800	0819	0808	0847					0919	0908				0948		
Alexandra Palace (AAP)	d		0713				0813							0913						
Potters Bar (PBR)	d		0721				0821							0921						
Hatfield (HAT)	d		0727				0827							0927						
Welwyn Garden City (WGC)	4 d	0656	0733				0833							0933						
Welwyn North (WLW)	d		0735				0835							0935						
Knebworth (KBW)	d		0739				0839							0939						
Stevenage (SVG)	4 d	0705	0744	0804	0820	0839	0844	0908	0926				0939	0944	0956	1009				
Hitchin (HIT)	4 d	0713	0754	0812	0826	0845	0850	0913					0945	0950		1014				
Arlesey (ARL)	d			0818			0850							0950						
Biggleswade (BIW)	d			0823			0856							0956						
Sandy (SDY)	d			0827			0900							1000						
St Neots (SNO)	d			0834			0907							1007						
Huntingdon (HUN)	d			0842			0915							1015						
Peterborough (PBO)	8 a			0858			0931		0955		1009	1018	1031		1024			1050	1054	
Letchworth Garden City (LET)	d	0719	0759		0832		0855	0919						0955				1020		
Baldock (BDK)	d	0722	0802		0835		0858	0922						0958				1023		
Ashwell & Morden (AWM)	d	0727	0807				0903	0927						1003				1028		
Royston (RYS)	d	0732	0812		0844		0908	0932						1008				1033		
Meldreth (MEL)	d		0816				0912							1012						
Shepreth (STH)	d		0819				0915							1015						
Foxton (FXN)	d		0822				0918							1018						
Cambridge (CBG)	a	0746	0832		0858		0929	0947		0958				1029				1048		1058
Cambridge (CBG)	d				0903					1003										1103
Cambridge North (CMB)	d				0908					1007										1107
Waterbeach (WBC)	d				0913					1012										1112
Ely (ELY)	4 a				0922					1021										1121
Ely (ELY)	4 d				0923					1022										1122
Littleport (LTP)	d				0930					1029										1129
Downham Market (DOW)	d				0939					1038										1138
Watlington (WTG)	d				0945					1044										1144
Kings Lynn (KLN)	a				0954					1053										1153

NOTES (see introductory pages for explanation of train operator codes and standard symbols)

- a Arrival time
- d Departure time
- A To Harrogate
- B To Newcastle
- C To Edinburgh
- D To Lincoln
- E To Leeds

London, Brighton, Horsham, Gatwick Airport and East Croydon to Stevenage, Peterborough, Cambridge, Ely and Kings Lynn

Sundays

Operator Days of operation/Notes 1st Class/Reservations/Bus/Ferry Catering facilities	GR C 1 R	GR E 1 R	TL 1	GN 1	TL 1	GR A 1 R	GN 1	GR C 1 R	TL 1	GN 1	GR D 1 R	TL 1	GR E 1 R	GN 1	GR B 1 R	GR C 1 R	TL 1	GN 1
Brighton (BTN)	10	d			0922							1022						
Horsham (HRH)	4	d																
Gatwick Airport (GTW)	← 10	d			0953							1053						
Redhill (RDH)		d																
East Croydon (ECR)		d			1009							1109						
London Bridge (LBG)	⊖ 4	d			1026							1126						
London Blackfriars (BFR)	⊖ 3	d			1032							1132						
City Thameslink (CTK)	⊖ 3	d																
Farringdon (ZFD)	⊖ 3	d			1036							1136						
St Pancras International (STP)	⊖ 15	d			1041							1141						
London Kings Cross (KGX)	⊖ 15	d	1030	1033	1013	1002	1103	1110	1130	1113	1102	1135	1203	1210	1222	1230	1213	1202
Finsbury Park (FPK)	⊖	a			1018	1007	1047			1118	1107	1147					1218	1207
Finsbury Park (FPK)	⊖	d			1019	1008	1048			1119	1108	1148					1219	1208
Alexandra Palace (AAP)		d			1013						1113							1213
Potters Bar (PBR)		d			1021						1121							1221
Hatfield (HAT)		d			1027						1127							1227
Welwyn Garden City (WGC)	4	d			1033						1133							1233
Welwyn North (WLW)		d			1035						1136							1235
Knebworth (KBW)		d			1039						1140							1239
Stevenage (SVG)	4	d		1040	1044	1109	1125			1140	1145	1156	1209				1240	1244
Hitchin (HIT)	4	d		1045	1050	1114				1145	1150		1214				1245	1250
Arlesey (ARL)		d			1051						1151							1251
Biggleswade (BIW)		d			1056						1156							1256
Sandy (SDY)		d			1100						1200							1300
St Neots (SNO)		d			1107						1207							1307
Huntingdon (HUN)		d			1115						1215							1315
Peterborough (PBO)	8	a	1117	1120	1131		1154		1217	1231		1224		1251		1310	1317	1331
Letchworth Garden City (LET)		d			1055	1120					1156		1220					1255
Baldock (BDK)		d			1058	1123					1159		1223					1258
Ashwell & Morden (AWM)		d			1103	1128					1204		1228					1303
Royston (RYS)		d			1108	1133					1209		1233					1308
Meldreth (MEL)		d			1112						1212							1312
Shepreth (STH)		d			1115						1216							1315
Foxton (FXN)		d			1118						1218							1318
Cambridge (CBG)		a			1129	1148		1158			1229		1248		1258			1329
Cambridge (CBG)		d						1203							1303			
Cambridge North (CMB)		d						1207							1307			
Waterbeach (WBC)		d						1212							1312			
Ely (ELY)	4	a						1221							1321			
Ely (ELY)	4	d						1222							1322			
Littleport (LTP)		d						1229							1329			
Downham Market (DOW)		d						1238							1338			
Watlington (WTG)		d						1244							1344			
Kings Lynn (KLN)		a						1253							1353			

NOTES (see introductory pages for explanation of train operator codes and standard symbols)

- a Arrival time
- d Departure time
- A To Harrogate
- B To Newcastle
- C To Edinburgh
- D To Lincoln
- E To Leeds

## London, Brighton, Horsham, Gatwick Airport and East Croydon to Stevenage, Peterborough, Cambridge, Ely and Kings Lynn

### Sundays

Operator Days of operation/Notes 1st Class/Reservations/Bus/Ferry Catering facilities	GR E ⓧ	TL ⓧ	GR A ⓧ	GN ⓧ	GR C ⓧ	TL ⓧ	GN ⓧ	GR E ⓧ	TL ⓧ	GR E ⓧ	GN ⓧ	GR C ⓧ	GR E ⓧ	TL ⓧ	GN ⓧ	GR D ⓧ	TL ⓧ	GR A ⓧ	
Brighton (BTN)	10	d	1122							1222								1322	
Horsham (HRH)	4	d																	
Gatwick Airport (GTW)	←10	d	1153							1253								1353	
Redhill (RDH)		d																	
East Croydon (ECR)	ⓧ	d	1209							1309								1409	
London Bridge (LBG)	ⓧ4	d	1225							1325								1425	
London Blackfriars (BFR)	ⓧ3	d	1232							1332								1432	
City Thameslink (CTK)	ⓧ3	d																	
Farringdon (ZFD)	ⓧ3	d	1236							1336								1436	
St Pancras International (STP)	ⓧⓧ15	d	1241							1341								1441	
London Kings Cross (KGX)	ⓧ15	d	1233	1303	1310	1330	1313	1302	1333	1403	1410	1430	1433	1413	1402	1436		1503	
Finsbury Park (FPK)	ⓧ	a	1247				1318	1307		1347					1418	1407		1447	
Finsbury Park (FPK)	ⓧ	d	1248				1319	1308		1348					1419	1408		1448	
Alexandra Palace (AAP)		d						1313								1413			
Potters Bar (PBR)		d						1321								1421			
Hatfield (HAT)		d						1327								1427			
Welwyn Garden City (WGC)	4	d						1333								1433			
Welwyn North (WLW)		d						1335								1435			
Knebworth (KBW)		d						1339								1439			
Stevenage (SVG)	4	d	1254a	1309	1325		1340	1344	1355	1409				1440	1444	1457a	1509	1525	
Hitchin (HIT)	4	d	1314				1345	1350		1414				1445	1450		1514		
Arlesey (ARL)		d					1351								1451				
Biggleswade (BIW)		d					1356								1456				
Sandy (SDY)		d					1400								1500				
St Neots (SNO)		d					1407								1507				
Huntingdon (HUN)		d					1415								1515				
Peterborough (PBO)	8	a		1354		1417	1431		1425		1451		1517	1520	1531				1555
Letchworth Garden City (LET)		d	1320					1355		1420						1455		1520	
Baldock (BDK)		d	1323					1358		1423						1458		1523	
Ashwell & Morden (AWM)		d	1328					1403		1428						1503		1528	
Royston (RYS)		d	1333					1408		1433						1508		1533	
Meldreth (MEL)		d						1412								1512			
Shepreth (STH)		d						1415								1515			
Foxton (FXN)		d						1418								1518			
Cambridge (CBG)		a	1348		1358			1429		1448			1458			1529		1548	
Cambridge (CBG)		d			1403								1503						
Cambridge North (CMB)		d			1407								1507						
Waterbeach (WBC)		d			1412								1512						
Ely (ELY)	4	a			1421								1521						
Ely (ELY)	4	d			1422								1522						
Littleport (LTP)		d			1429								1529						
Downham Market (DOW)		d			1438								1538						
Watlington (WTG)		d			1444								1544						
Kings Lynn (KLN)		a			1453								1553						

**NOTES** (see introductory pages for explanation of train operator codes and standard symbols)

a Arrival time  
d Departure time

A To Harrogate  
C To Edinburgh  
D To Lincoln  
E To Leeds

## London, Brighton, Horsham, Gatwick Airport and East Croydon to Stevenage, Peterborough, Cambridge, Ely and Kings Lynn

### Sundays

Operator Days of operation/Notes 1st Class/Reservations/Bus/Ferry Catering facilities	GN	GR	TL	GN	GR	TL	GR	GN	GR	TL	GN	GR	TL	GN	GR	GN	GN	GR	
	1	C	1	1	D	1	E	1	F	1	1	E	1	1	A	1	1	C	
	1	R	1	1	R	1	R	1	R	1	1	R	1	1	R	1	1	R	
	1	1	1	1	1	1	1	1	1	1	1	1	1	1	1	1	1	1	
Brighton (BTN)	10					1422													
Horsham (HRH)	4																		
Gatwick Airport (GTW)	←10					1453													
Redhill (RDH)																			
East Croydon (ECR)						1509													
London Bridge (LBG)	4					1525													
London Blackfriars (BFR)	3					1532													
City Thameslink (CTK)	3																		
Farringdon (ZFD)	3					1536													
St Pancras International (STP)	15					1541													
London Kings Cross (KGX)	15	1510	1530	1513	1502	1533	1605	1610	1630	1613	1602	1635		1632	1705	1656	1710	1730	
Finsbury Park (FPK)				1518	1507	1547				1618	1607	1647	1637	1648	1638				
Finsbury Park (FPK)				1519	1508	1548				1619	1608	1648	1638						
Alexandra Palace (AAP)				1513						1613			1643						
Potters Bar (PBR)				1521						1621			1651						
Hatfield (HAT)				1527						1627			1657						
Welwyn Garden City (WGC)	4			1533						1633			1702						
Welwyn North (WLW)				1535						1635			1705						
Knebworth (KBW)				1539						1639			1709						
Stevenage (SVG)	4			1540	1544	1556	1609			1640	1644	1656a	1709	1714					
Hitchin (HIT)	4			1545	1550		1614			1645	1650		1714	1722					
Arlesey (ARL)				1551						1651									
Biggleswade (BIW)				1556						1656						1727			
Sandy (SDY)				1600						1700									
St Neots (SNO)				1607						1707							1737		
Huntingdon (HUN)				1615						1715							1745		
Peterborough (PBO)	8	1617	1631		1624		1653		1717	1731					1751	1800		1817	
Letchworth Garden City (LET)				1555		1620					1655		1720	1728a					
Baldock (BDK)				1558		1623					1658		1723						
Ashwell & Morden (AWM)				1603		1628					1703		1728						
Royston (RYS)				1608		1633					1708		1733						
Meldreth (MEL)				1612							1712								
Shepreth (STH)				1615							1715								
Foxton (FXN)				1618							1718								
Cambridge (CBG)	a	1558		1629		1648		1658			1729		1748					1758	
Cambridge (CBG)	d	1603						1703										1803	
Cambridge North (CMB)	d	1607						1707										1807	
Waterbeach (WBC)	d	1612						1712										1812	
Ely (ELY)	4	a	1621					1721										1821	
Ely (ELY)	4	d	1622					1722										1822	
Littleport (LTP)	d	1629						1729										1829	
Downham Market (DOW)	d	1638						1738										1838	
Watlington (WTG)	d	1644						1744										1844	
Kings Lynn (KLN)	a	1653						1753										1853	

**NOTES** (see introductory pages for explanation of train operator codes and standard symbols)

- a Arrival time  
d Departure time
- A To Harrogate  
C To Edinburgh  
D To Lincoln  
E To Leeds  
F To Glasgow Central

## London, Brighton, Horsham, Gatwick Airport and East Croydon to Stevenage, Peterborough, Cambridge, Ely and Kings Lynn

### Sundays

Operator Days of operation/Notes 1st Class/Reservations/Bus/Ferry Catering facilities	TL	GN	GR E	TL	GN	GR C	GR A	GN	GN	TL	GN	GR G	TL	GN	GR E	GR D	GN	GN
	□	□	□ □	□	□	□ □	□ □	□	□	□	□	□ □	□	□	□ □	□ □	□	□
Brighton (BTN)	10 d			1622									1722					
Horsham (HRH)	4 d																	
Gatwick Airport (GTW)	← 10 d			1653									1753					
Redhill (RDH)	d																	
East Croydon (ECR)	☉ d			1709									1809					
London Bridge (LBG)	☉ 4 d			1725									1825					
London Blackfriars (BFR)	☉ 3 d			1732									1832					
City Thameslink (CTK)	3 d																	
Farringdon (ZFD)	☉ 3 d			1736									1836					
St Pancras International (STP)	☉ 15 d			1741									1841					
London Kings Cross (KGX)	☉ 15 d	1713	1702	1735	1732	1800	1803	1756	1810	1813	1802	1835	1832	1903	1906	1856	1910	
Finsbury Park (FPK)	☉ a	1718	1707	1747	1737					1818	1807	1847	1837					
Finsbury Park (FPK)	☉ d	1719	1708	1748	1738					1819	1808	1848	1838					
Alexandra Palace (AAP)	d		1713	1743							1813		1843					
Potters Bar (PBR)	d		1721	1751							1821		1851					
Hatfield (HAT)	d		1727	1757							1827		1857					
Welwyn Garden City (WGC)	4 d		1733	1804c							1833		1902					
Welwyn North (WLW)	d		1735	1807							1835		1905					
Knebworth (KBW)	d		1739	1811							1839		1909					
Stevenage (SVG)	4 d	1740	1744	1756a	1809	1815				1840	1844	1856a	1909	1914		1928		
Hitchin (HIT)	4 d	1745	1750	1814	1822					1845	1850	1914	1922					
Arlesey (ARL)	d	1751								1851								
Biggleswade (BIW)	d	1756						1827		1856							1927	
Sandy (SDY)	d	1800								1900								
St Neots (SNO)	d	1807						1837		1907							1937	
Huntingdon (HUN)	d	1815						1845		1915							1945	
Peterborough (PBO)	3 a	1831				1848	1851	1900		1931					1949	1957	2001	
Letchworth Garden City (LET)	d		1755	1820	1828a						1855	1920	1928a					
Baldock (BDK)	d		1758	1823							1858	1923						
Ashwell & Morden (AWM)	d		1803	1828							1903	1928						
Royston (RYS)	d		1808	1833							1908	1933						
Meldreth (MEL)	d		1812								1912							
Shepreth (STH)	d		1815								1915							
Foxton (FXN)	d		1818								1918							
Cambridge (CBG)	a		1829	1848					1858	1929	1948						2000	
Cambridge (CBG)	d								1903								2003	
Cambridge North (CMB)	d								1907								2007	
Waterbeach (WBC)	d								1912								2012	
Ely (ELY)	4 a								1921								2021	
Ely (ELY)	4 d								1922								2022	
Littleport (LTP)	d								1929								2029	
Downham Market (DOW)	d								1938								2038	
Watlington (WTG)	d								1944								2044	
Kings Lynn (KLN)	a								1953								2053	

**NOTES** (see introductory pages for explanation of train operator codes and standard symbols)

- a Arrival time
- d Departure time
- c Arrives 3 minutes earlier

- A To Harrogate
- C To Edinburgh
- D To Lincoln
- E To Leeds
- G To Skipton



London, Brighton, Horsham, Gatwick Airport and East Croydon to Stevenage, Peterborough, Cambridge, Ely and Kings Lynn

Sundays

Operator Days of operation/Notes 1st Class/Reservations/Bus/Ferry Catering facilities	GR B 1 R X	TL 1	GN 1	GR H 1 R X	TL 1	GR B 1 R X	GR E 1 R X	GN 1	TL 1	GN 1	GR E 1 R X	TL 1	GR B 1 R X	GR E 1 R X	GN 1	TL 1	GN 1	GR E 1 R X		
Brighton (BTN)	10	d			1822							1922								
Horsham (HRH)	4	d																		
Gatwick Airport (GTW)	←10	d			1853							1953								
Redhill (RDH)		d																		
East Croydon (ECR)		d			1909							2009								
London Bridge (LBG)	⊖4	d			1925							2025								
London Blackfriars (BFR)	⊖3	d			1932							2032								
City Thameslink (CTK)	3	d																		
Farringdon (ZFD)	⊖3	d			1936							2036								
St Pancras International (STP)	⊖⊖15	d			1941							2041								
London Kings Cross (KGX)	⊖15	d	1930	1913	1902	1935		2000	2005	2010	2013	2002	2035		2100	2105	2110	2113	2102	2135
Finsbury Park (FPK)	⊖	a		1918	1907						2018	2007			2047			2118	2107	
Finsbury Park (FPK)	⊖	d		1919	1908						2019	2008			2048			2119	2108	
Alexandra Palace (AAP)		d			1913							2013							2113	
Potters Bar (PBR)		d			1921							2021							2121	
Hatfield (HAT)		d			1927							2027							2127	
Welwyn Garden City (WGC)	4	d			1933							2033							2133	
Welwyn North (WLW)		d			1935							2035							2135	
Knebworth (KBW)		d			1939							2039							2139	
Stevenage (SVG)	4	d		1940	1944	1958	2009				2040	2044	2057	2109				2140	2144	2156
Hitchin (HIT)	4	d		1945	1950		2014				2045	2050		2114				2145	2150	
Arlesey (ARL)		d		1951								2051							2151	
Biggleswade (BIW)		d		1956								2056							2156	
Sandy (SDY)		d		2000								2100							2200	
St Neots (SNO)		d		2007								2107							2207	
Huntingdon (HUN)		d		2015								2115							2215	
Peterborough (PBO)	3	a	2017	2031		2026		2047	2052			2131		2126		2147	2152		2231	2225
Letchworth Garden City (LET)		d			1955		2020					2055		2120						2155
Baldock (BDK)		d			1958		2023					2058		2123						2158
Ashwell & Morden (AWM)		d			2003		2028					2103		2128						2203
Royston (RYS)		d			2008		2033					2108		2133						2208
Meldreth (MEL)		d			2012							2112								2212
Shepreth (STH)		d			2015							2115								2215
Foxton (FXN)		d			2018							2118								2218
Cambridge (CBG)		a			2029		2048			2059		2129		2148			2158			2231
Cambridge (CBG)		d								2103							2203			
Cambridge North (CMB)		d								2108							2207			
Waterbeach (WBC)		d								2112							2212			
Ely (ELY)	4	a								2122							2221			
Ely (ELY)	4	d								2122							2222			
Littleport (LTP)		d								2129							2229			
Downham Market (DOW)		d								2139							2238			
Watlington (WTG)		d								2144							2244			
Kings Lynn (KLN)		a								2154							2253			

NOTES (see introductory pages for explanation of train operator codes and standard symbols)

- a Arrival time
- d Departure time
- B To Newcastle
- E To Leeds
- H To Bradford Forster Square

London, Brighton, Horsham, Gatwick Airport and East Croydon to Stevenage, Peterborough, Cambridge, Ely and Kings Lynn

Sundays

Operator Days of operation/Notes 1st Class/Reservations/Bus/Ferry Catering facilities	TL	GR	GR	GN	GR	TL	GN	TL	GN	GN	TL	GN	TL	GN	GN	TL	GN	TL	
	□	B □ □	J □ □	□	E □ □	□	□	□	□	□	□	□	□	□	□	□	MM □	MM □	MM □
Brighton (BTN)	10 d	2022						2122											
Horsham (HRH)	4 d																		
Gatwick Airport (GTW)	← 10 d	2053						2153											
Redhill (RDH)	d																		
East Croydon (ECR)	10 d	2109						2209											
London Bridge (LBG)	4 d	2125						2226											
London Blackfriars (BFR)	3 d	2132						2232											
City Thameslink (CTK)	3 d																		
Farringdon (ZFD)	3 d	2136						2236											
St Pancras International (STP)	15 d	2141						2241											
London Kings Cross (KGX)	15 d		2200	2205	2210	2235	2213	2202		2310	2302	2322	0002	0032		0103	0103	0132	
Finsbury Park (FPK)	a	2147					2218	2207	2247		2307	2327	0007	0037		0108	0108	0137	
Finsbury Park (FPK)	d	2148					2219	2208	2248		2308	2328	0008	0039		0109	0109	0139	
Alexandra Palace (AAP)	d						2213				2313		0013			0114	0114	0143	
Potters Bar (PBR)	d						2221				2321		0021	0051				0157	
Hatfield (HAT)	d						2227				2327		0027	0057				0202	
Welwyn Garden City (WGC)	4 d						2233				2333		0032	0101				0207	
Welwyn North (WLW)	d						2235				2335		0035	0104s				0209s	
Knebworth (KBW)	d						2239				2339		0039	0108s				0213s	
Stevenage (SVG)	4 d	2209					2240	2244	2309		2344	2348	0043	0113		0148	0148e	0219	
Hitchin (HIT)	4 d	2214					2245	2250	2314		2350	2353	0052	0122		0156	0156	0228	
Arlesey (ARL)	d						2251						2359	0128s					
Biggleswade (BIW)	d						2256						0004	0133s				0236s	
Sandy (SDY)	d						2300						0008	0137s					
St Neots (SNO)	d						2307						0016	0144s				0246s	
Huntingdon (HUN)	d						2315						0023	0151s				0253s	
Peterborough (PBO)	8 a		2247	2252		2328	2333						0042	0210				0312	
Letchworth Garden City (LET)	d	2220						2255	2320	2337	2355		0057			0201s	0201s		
Baldock (BDK)	d	2223						2258	2323		2358		0100			0205s	0205s		
Ashwell & Morden (AWM)	d	2228						2303	2328		0003		0105			0210s	0210s		
Royston (RYS)	d	2233						2308	2333	2347	0008		0110			0215a	0215a		
Meldreth (MEL)	d							2312			0012		0114						
Shepreth (STH)	d							2315			0015		0117						
Foxton (FXN)	d							2318			0018		0120						
Cambridge (CBG)	a	2248			2259		2329	2348	0001	0029			0131						
Cambridge (CBG)	d				2303					0003									
Cambridge North (CMB)	d				2307					0007									
Waterbeach (WBC)	d				2312					0012									
Ely (ELY)	4 a				2321					0021									
Ely (ELY)	4 d				2322					0022									
Littleport (LTP)	d				2329					0029									
Downham Market (DOW)	d				2338					0038									
Watlington (WTG)	d				2344					0044									
Kings Lynn (KLN)	a				2353					0053									

NOTES (see introductory pages for explanation of train operator codes and standard symbols)

- a Arrival time
- d Departure time
- s Stops to set down only
- e Arrives 11 minutes earlier
  
- B To Newcastle
- E To Leeds
- J To York
- K Runs until 9 September and from 21 October
- L Runs from 16 September to 14 October
  
- MM Monday mornings

**Kings Lynn, Ely, Cambridge, Peterborough and Stevenage to London, East Croydon, Gatwick Airport, Horsham and Brighton**

**Mondays to Fridays**

Operator 1st Class/Reservations/Bus/Ferry Catering facilities	TL ⏰	GN ⏰	TL ⏰	TL ⏰	GN ⏰	TL ⏰	TL ⏰	GN ⏰	GN ⏰	TL ⏰	TL ⏰	GN ⏰	GN ⏰	TL ⏰	GN ⏰	GR ⏰ ⏰	TL ⏰	GN ⏰	
Kings Lynn (KLN)	d								0444				0514						
Watlington (WTG)	d								0451				0521						
Downham Market (DOW)	d								0458				0528						
Littleport (LTP)	d								0508				0538						
Ely (ELY)	4 a								0516				0546						
Ely (ELY)	4 d								0518				0548						
Waterbeach (WBC)	d								0527				0557						
Cambridge North (CMB)	d								0532				0602						
Cambridge (CBG)	a								0537				0607						
Cambridge (CBG)	d			0453			0523	0526	0539		0553	0556	0609				0623	0626	
Foxton (FXN)	d							0535				0605						0635	
Shepreth (STH)	d							0538				0608						0638	
Meldreth (MEL)	d							0541				0611						0641	
Royston (RYS)	d			0508	0516		0538	0546	0553		0608	0616	0623				0638	0646	
Ashwell & Morden (AWM)	d			0512	0521		0542	0551			0612	0621					0642	0651	
Baldock (BDK)	d			0517	0526		0547	0556			0617	0626					0647	0656	
Letchworth Garden City (LET)	d		0455	0521	0529		0551	0559	0603		0621	0629	0633				0651	0659	
Peterborough (PBO)	8 d	0323		0419			0453				0524			0554	0605	0610			
Huntingdon (HUN)	d	0338		0433			0508				0540			0610	0619				
St Neots (SNO)	d	0346		0441			0516				0548			0618	0627				
Sandy (SDY)	d	0353		0449			0523				0555			0625					
Biggleswade (BIW)	d	0357		0453			0528				0600			0630	0638				
Arlesey (ARL)	d	0402		0458			0533				0605			0635					
Hitchin (HIT)	4 d	0411	0459	0507	0526	0533	0541	0556	0603		0611	0626	0633		0641			0656	0703
Stevenage (SVG)	4 d	0417	0505	0513	0531	0539	0547	0601	0609		0617	0631	0639		0647	0651		0701	0709
Knebworth (KBW)	d		0508			0542					0612			0642					0712
Welwyn North (WLW)	d		0512			0546					0616			0646					0716
Welwyn Garden City (WGC)	4 d		0517	0522		0551					0621			0651					0721
Hatfield (HAT)	d		0520			0554					0624			0654					0724
Potters Bar (PBR)	d		0526			0600					0630			0700					0730
Alexandra Palace (AAP)	d		0535			0609					0639			0709					0739
Finsbury Park (FPK)	⊖ a	0444	0539	0536	0551	0614		0621	0644		0636	0651	0714		0706			0721	0744
Finsbury Park (FPK)	⊖ d	0445	0540	0537	0552	0615	0607	0622	0645		0637	0652	0715		0707			0722	0745
London Kings Cross (KGX)	⊖ 15 a	0451	0547			0621			0651	0632		0721	0702		0714	0700			0751
St Pancras International (STP)	⊖ 15 a			0544	0559		0614	0629			0644	0659		0714					0729
Farringdon (ZFD)	⊖ 3 a			0549	0604		0619	0634			0649	0704		0719					0734
City Thameslink (CTK)	⊖ 3 a			0551	0606		0621	0636			0651	0706		0721					0736
London Blackfriars (BFR)	⊖ 3 a			0553	0608		0623	0638			0653	0708		0723					0738
London Bridge (LBG)	⊖ 4 a			0559	0614		0629	0644			0659	0714		0729					0744
East Croydon (ECR)	⊖ a			0616	0629		0646	0658			0716	0728		0746					0759
Redhill (RDH)	a			0636			0706				0736			0806					
Gatwick Airport (GTW)	← 10 a			0649	0644		0719	0714			0749	0744		0816					0814
Horsham (HRH)	4 a			0712			0744				0814			0842					
Brighton (BTN)	10 a				0718			0748					0818						0848

NOTES (see introductory pages for explanation of train operator codes and standard symbols)

- a Arrival time
- d Departure time

**Kings Lynn, Ely, Cambridge, Peterborough and Stevenage to London, East Croydon, Gatwick Airport, Horsham and Brighton**

**Mondays to Fridays**

Operator 1st Class/Reservations/Bus/Ferry Catering facilities	GN I	TL I	GR I R X	TL I	GN I	GN I	TL I	GR I R X	GN I	GR I R X	TL I	GN I	GN I	TL I	GR I R X	GR I R X	TL I	GN I		
Kings Lynn (KLN)	d	0540				0610							0640							
Watlington (WTG)	d	0547				0617							0647							
Downham Market (DOW)	d	0554				0624							0654							
Littleport (LTP)	d	0604				0634							0704							
Ely (ELY)	4 a	0612				0642							0712							
Ely (ELY)	4 d	0614				0644							0714							
Waterbeach (WBC)	d	0623				0653							0723							
Cambridge North (CMB)	d	0628				0658							0728							
Cambridge (CBG)	a	0633				0703							0733							
Cambridge (CBG)	d	0639			0653	0656	0709					0723	0726	0739				0753	0756	
Foxton (FXN)	d					0705							0735						0805	
Shepreth (STH)	d					0708							0738						0808	
Meldreth (MEL)	d					0711							0741						0811	
Royston (RYS)	d	0653			0708	0716	0723					0738	0746	0753				0808	0816	
Ashwell & Morden (AWM)	d					0712	0721						0742	0751					0812	0821
Baldock (BDK)	d					0717	0726						0747	0756					0817	0826
Letchworth Garden City (LET)	d	0703			0721	0729	0733					0751	0759	0803					0820	0829
Peterborough (PBO)	8 d		0623	0640				0654	0701	0705	0720				0724	0740	0749			
Huntingdon (HUN)	d		0640c					0710		0719					0740					
St Neots (SNO)	d		0648					0718		0727					0748					
Sandy (SDY)	d		0655					0725							0755					
Biggleswade (BIW)	d		0700					0730		0738					0800					
Arlesey (ARL)	d		0705					0735							0805					
Hitchin (HIT)	4 d		0711		0726	0733		0741				0756	0803		0811				0825	0833
Stevenage (SVG)	4 d		0717		0731	0739		0747		0751		0801	0809		0817				0831	0839
Knebworth (KBW)	d					0742							0812							0842
Welwyn North (WLW)	d					0746							0816							0846
Welwyn Garden City (WGC)	4 d					0751							0821							0851
Hatfield (HAT)	d					0754							0824							0854
Potters Bar (PBR)	d					0800							0830							0900
Alexandra Palace (AAP)	d					0809							0839							0909
Finsbury Park (FPK)	⊖ a		0736		0751	0814		0806				0821	0844		0836				0851	0914
Finsbury Park (FPK)	⊖ d		0737		0752	0816		0807				0822	0845		0837				0852	0915
London Kings Cross (KGX)	⊖ 15 a	0732		0730		0822	0802		0749	0814	0808		0851	0832		0830	0838			0921
St Pancras International (STP)	⊖ 15 a		0744		0759			0814				0829			0844					0859
Farringdon (ZFD)	⊖ 3 a		0749		0804			0819				0834			0849					0904
City Thameslink (CTK)	⊖ 3 a		0751		0806			0821				0836			0851					0906
London Blackfriars (BFR)	⊖ 3 a		0753		0808			0823				0838			0853					0908
London Bridge (LBG)	⊖ 4 a		0759		0814			0829				0844			0859					0914
East Croydon (ECR)	⊖ a		0816		0829			0846				0859			0915					0928
Redhill (RDH)	a		0838					0905							0935					
Gatwick Airport (GTW)	← 10 a		0847		0844			0917				0914			0946					0944
Horsham (HRH)	4 a		0913					0940							1010					
Brighton (BTN)	10 a				0918							0948								1018

NOTES (see introductory pages for explanation of train operator codes and standard symbols)

- a Arrival time
- d Departure time
- c Arrives 3 minutes earlier

## Kings Lynn, Ely, Cambridge, Peterborough and Stevenage to London, East Croydon, Gatwick Airport, Horsham and Brighton

### Mondays to Fridays

Operator 1st Class/Reservations/Bus/Ferry Catering facilities	GN □	TL □	GN □	GR □ ⊗	GR □ ⊗	TL □	GR □ ⊗	GN □	GN □	TL □	GR □ ⊗	TL □	GN □	GN □	TL □	GR □ ⊗	TL □	GR □ ⊗
Kings Lynn (KLN)	d	0710							0742					0812				
Watlington (WTG)	d	0717							0749					0819				
Downham Market (DOW)	d	0724							0756					0826				
Littleport (LTP)	d	0734							0806					0836				
Ely (ELY)	4 a	0742							0815					0846				
Ely (ELY)	4 d	0744							0816					0848				
Waterbeach (WBC)	d	0753							0825					0857				
Cambridge North (CMB)	d	0758							0830					0902				
Cambridge (CBG)	a	0803							0835					0907				
Cambridge (CBG)	d	0809				0823		0826	0837			0852	0855	0909				0923
Foxton (FXN)	d							0835					0904					
Shepreth (STH)	d							0838					0907					
Meldreth (MEL)	d							0841					0910					
Royston (RYS)	d	0823				0838		0846	0851			0907	0915	0923				0938
Ashwell & Morden (AWM)	d					0842							0911	0920				0942
Baldock (BDK)	d					0847		0854					0916	0925				0947
Letchworth Garden City (LET)	d	0833				0850		0857	0901			0920	0928	0933				0950
Peterborough (PBO)	8 d	0755	0805	0813	0829					0823	0846				0857	0908		
Huntingdon (HUN)	d	0810	0819							0838					0911			
St Neots (SNO)	d	0818	0827							0846					0919			
Sandy (SDY)	d	0825								0853					0926			
Biggleswade (BIW)	d	0830	0838							0858					0931			
Arlesey (ARL)	d	0835								0903					0936			
Hitchin (HIT)	4 d	0841				0855		0901		0909			0925	0933				0941
Stevenage (SVG)	4 d	0847	0851		0858	0901	0904	0907		0914			0930	0939				0947
Knebworth (KBW)	d							0910						0942				1001
Welwyn North (WLW)	d							0914						0946				1007
Welwyn Garden City (WGC)	4 d							0921c						0951				
Hatfield (HAT)	d							0924						0954				
Potters Bar (PBR)	d							0930						1000				
Alexandra Palace (AAP)	d							0939						1009				
Finsbury Park (FPK)	⊖ a	0906				0920		0944		0934			0950	1013				1006
Finsbury Park (FPK)	⊖ d	0907				0922		0945		0937			0952	1014				1007
London Kings Cross (KGX)	⊖ 15 a	0902	0917	0908	0922		0930	0951	0932		0937		1020	1004		0959		1022
St Pancras International (STP)	⊖ 15 a	0914				0929				0944			0959					1014
Farringdon (ZFD)	⊖ 3 a	0919				0934				0949			1004					1019
City Thameslink (CTK)	⊖ 3 a	0921				0936				0951			1006					1021
London Blackfriars (BFR)	⊖ 3 a	0923				0938				0953			1008					1023
London Bridge (LBG)	⊖ 4 a	0929				0944				0959			1014					1023
East Croydon (ECR)	⊖ a	0945				0958				1015			1028					1045
Redhill (RDH)	a	1007								1035								1105
Gatwick Airport (GTW)	← 10 a	1016				1014				1046			1044					1116
Horsham (HRH)	4 a	1040								1110								1140
Brighton (BTN)	10 a					1048							1118					1148

NOTES (see introductory pages for explanation of train operator codes and standard symbols)

- a Arrival time
- d Departure time
- c Arrives 3 minutes earlier

**Kings Lynn, Ely, Cambridge, Peterborough and Stevenage to London, East Croydon, Gatwick Airport, Horsham and Brighton**

**Mondays to Fridays**

Operator 1st Class/Reservations/Bus/Ferry Catering facilities	GN □	GN □	TL □	GR □ ⊗	TL □	GN □	TL □	GR □ ⊗	GN □	TL □	GR □ ⊗	GN □	GN □	TL □	GR □ ⊗	TL □	GN □	TL □		
Kings Lynn (KLN)	d	0842												0942						
Watlington (WTG)	d	0849												0949						
Downham Market (DOW)	d	0856												0956						
Littleport (LTP)	d	0906												1006						
Ely (ELY)	4 a	0914												1016						
Ely (ELY)	4 d	0916						0948						1018						
Waterbeach (WBC)	d	0925						0957						1027						
Cambridge North (CMB)	d	0930						1002						1032						
Cambridge (CBG)	a	0935						1007						1037						
Cambridge (CBG)	d	0926	0937			0953	0957			1014	1023			1026	1044			1053		
Foxton (FXN)	d	0935					1006							1035						
Shepreth (STH)	d	0938					1009							1038						
Meldreth (MEL)	d	0941					1012							1041						
Royston (RYS)	d	0946	0952			1008	1017					1038		1046				1108		
Ashwell & Morden (AWM)	d					1012						1042						1112		
Baldock (BDK)	d	0954				1017	1025					1047		1054				1117		
Letchworth Garden City (LET)	d	0957	1003			1020	1028					1050		1057				1120	1127	
Peterborough (PBO)	8 d		0926	0950				0954	1011						1024	1050			1054	
Huntingdon (HUN)	d		0940					1010							1040				1110	
St Neots (SNO)	d		0948					1018							1048				1118	
Sandy (SDY)	d		0955					1025							1055				1125	
Biggleswade (BIW)	d		1000					1030							1100				1130	
Arlesey (ARL)	d		1005					1035							1105				1135	
Hitchin (HIT)	4 d	1003		1011		1025	1033	1041				1055	1104	1103			1111	1125	1133	1141
Stevenage (SVG)	4 d	1008		1017		1031	1039	1047				1101	1104	1109			1117	1131	1139	1147
Knebworth (KBW)	d	1012					1042							1112					1142	
Welwyn North (WLW)	d	1016					1046							1116					1146	
Welwyn Garden City (WGC)	4 d	1021					1051							1121					1151	
Hatfield (HAT)	d	1024					1054							1124					1154	
Potters Bar (PBR)	d	1030					1100							1130					1200	
Alexandra Palace (AAP)	d	1039					1109							1139					1209	
Finsbury Park (FPK)	⊖ a	1043		1036		1051	1113	1106				1121		1143			1136	1151	1213	1206
Finsbury Park (FPK)	⊖ d	1044		1037		1052	1114	1107				1122		1144			1137	1152	1214	1207
London Kings Cross (KGX)	⊖ 15 a	1050	1032		1039		1120		1100	1102			1130	1150	1132		1138		1220	
St Pancras International (STP)	⊖ 15 a			1044		1059		1114				1129					1144		1159	1214
Farringdon (ZFD)	⊖ 3 a			1049		1104		1119				1134					1149		1204	1219
City Thameslink (CTK)	⊖ 3 a			1051		1106		1121				1136					1151		1206	1221
London Blackfriars (BFR)	⊖ 3 a			1053		1108		1123				1138					1153		1208	1223
London Bridge (LBG)	⊖ 4 a			1059		1114		1129				1144					1159		1214	1229
East Croydon (ECR)	⊖ a			1115		1128		1145				1158					1215		1228	1245
Redhill (RDH)	a			1135				1205									1235			1305
Gatwick Airport (GTW)	← 10 a			1146		1144		1216				1214					1246		1244	1316
Horsham (HRH)	4 a			1212				1240									1310			1340
Brighton (BTN)	10 a					1218						1248							1318	

NOTES (see introductory pages for explanation of train operator codes and standard symbols)

- a Arrival time
- d Departure time

## Kings Lynn, Ely, Cambridge, Peterborough and Stevenage to London, East Croydon, Gatwick Airport, Horsham and Brighton

### Mondays to Fridays

Operator 1st Class/Reservations/Bus/Ferry Catering facilities	GR Ⓜ	GN Ⓜ	GR Ⓜ	TL Ⓜ	GR Ⓜ	GN Ⓜ	GN Ⓜ	TL Ⓜ	GR Ⓜ	TL Ⓜ	GN Ⓜ	TL Ⓜ	GR Ⓜ	GN Ⓜ	GR Ⓜ	TL Ⓜ	GR Ⓜ	GN Ⓜ	
Kings Lynn (KLN)	d						1042												
Watlington (WTG)	d						1049												
Downham Market (DOW)	d						1056												
Littleport (LTP)	d						1106												
Ely (ELY)	4 a						1114												
Ely (ELY)	4 d		1046				1118							1153					
Waterbeach (WBC)	d		1056				1127							1203					
Cambridge North (CMB)	d		1101				1132							1208					
Cambridge (CBG)	a		1105				1137							1212					
Cambridge (CBG)	d		1114		1123		1126	1144			1153			1214		1223		1226	
Foxton (FXN)	d					1135												1235	
Shepreth (STH)	d					1138												1238	
Meldreth (MEL)	d					1141												1241	
Royston (RYS)	d				1138	1146				1208						1238		1246	
Ashwell & Morden (AWM)	d				1142					1212						1242			
Baldock (BDK)	d				1147	1154				1217						1247		1254	
Letchworth Garden City (LET)	d				1150	1157				1220	1227					1250		1257	
Peterborough (PBO)	8 d	1111		1129					1123	1150			1154	1211		1230			
Huntingdon (HUN)	d								1140c				1210						
St Neots (SNO)	d								1148				1218						
Sandy (SDY)	d								1155				1225						
Biggleswade (BIW)	d								1200				1230						
Arlesey (ARL)	d								1205				1235						
Hitchin (HIT)	4 d				1155	1203	1203	1209	1211		1225	1233	1241				1255	1303	1303
Stevenage (SVG)	4 d			1158	1200	1203	1209	1209	1217		1231	1239	1247			1259	1301	1305	1309
Knebworth (KBW)	d						1212						1242						1312
Welwyn North (WLW)	d						1216						1246						1316
Welwyn Garden City (WGC)	4 d						1221						1251						1321
Hatfield (HAT)	d						1224						1254						1324
Potters Bar (PBR)	d						1230						1300						1330
Alexandra Palace (AAP)	d						1239						1309						1339
Finsbury Park (FPK)	⊖ a				1220	1243		1236		1251	1313	1306				1321			1343
Finsbury Park (FPK)	⊖ d				1222	1244		1237		1252	1314	1307				1322			1344
London Kings Cross (KGX)	⊖ 15 a	1159	1202	1221		1229	1250	1234		1239		1320		1300	1302	1322		1330	1350
St Pancras International (STP)	⊖ 15 a				1229				1244		1259		1314					1329	
Farringdon (ZFD)	⊖ 3 a				1234				1249		1304		1319					1334	
City Thameslink (CTK)	⊖ 3 a				1236				1251		1306		1321					1336	
London Blackfriars (BFR)	⊖ 3 a				1238				1253		1308		1323					1338	
London Bridge (LBG)	⊖ 4 a				1244				1259		1314		1329					1344	
East Croydon (ECR)	⊖ a				1258				1315		1328		1345					1358	
Redhill (RDH)	a								1335				1405						
Gatwick Airport (GTW)	← 10 a				1314				1346		1344		1416					1414	
Horsham (HRH)	4 a								1410				1440						
Brighton (BTN)	10 a				1348						1418							1448	

NOTES (see introductory pages for explanation of train operator codes and standard symbols)

- a Arrival time
- d Departure time
- c Arrives 3 minutes earlier

**Kings Lynn, Ely, Cambridge, Peterborough and Stevenage to London, East Croydon, Gatwick Airport, Horsham and Brighton**

**Mondays to Fridays**

Operator 1st Class/Reservations/Bus/Ferry Catering facilities	GN □	TL □	GR □ ⊗	TL □	GN □	TL □	GC □ ⊗	GR □ ⊗	GN □	GR □ ⊗	TL □	GR □ ⊗	GN □	GN □	TL □	GR □ ⊗	TL □	GN □	
Kings Lynn (KLN)	d	1142													1242				
Watlington (WTG)	d	1149													1249				
Downham Market (DOW)	d	1156													1256				
Littleport (LTP)	d	1206													1306				
Ely (ELY)	4 a	1217													1316				
Ely (ELY)	4 d	1218							1253						1318				
Waterbeach (WBC)	d	1227							1303						1327				
Cambridge North (CMB)	d	1232							1308						1332				
Cambridge (CBG)	a	1237							1312						1337				
Cambridge (CBG)	d	1244			1253				1314		1323		1326	1344				1353	
Foxton (FXN)	d														1335				
Shepreth (STH)	d														1338				
Meldreth (MEL)	d														1341				
Royston (RYS)	d				1308						1338		1346					1408	
Ashwell & Morden (AWM)	d				1312						1342							1412	
Baldock (BDK)	d				1317						1347		1354					1417	
Letchworth Garden City (LET)	d				1320	1327					1350		1357					1420	1427
Peterborough (PBO)	8 d		1224	1247			1253	1304	1311		1330					1324	1350		
Huntingdon (HUN)	d		1240				1310c									1340			
St Neots (SNO)	d		1248				1318									1348			
Sandy (SDY)	d		1255				1325									1355			
Biggleswade (BIW)	d		1300				1330									1400			
Arlesey (ARL)	d		1305				1335									1405			
Hitchin (HIT)	4 d		1311		1325	1333	1341				1355	1401	1401		1411			1425	1433
Stevenage (SVG)	4 d		1317		1331	1339	1347				1359	1401	1405	1409c	1417			1431	1438
Knebworth (KBW)	d					1342									1412				1442
Welwyn North (WLW)	d					1346									1416				1445
Welwyn Garden City (WGC)	4 d					1351									1421				1451
Hatfield (HAT)	d					1354									1424				1454
Potters Bar (PBR)	d					1400									1430				1500
Alexandra Palace (AAP)	d					1409									1439				1509
Finsbury Park (FPK)	⊖ a		1336		1351	1413	1406				1421		1443		1436			1451	1513
Finsbury Park (FPK)	⊖ d		1337		1352	1414	1407				1422		1444		1437			1452	1514
London Kings Cross (KGX)	⊖ 15 a	1332		1341		1421		1353	1401	1402	1423		1431	1450	1432		1439		1520
St Pancras International (STP)	⊖ 15 a		1344		1359		1414					1429			1444			1459	
Farringdon (ZFD)	⊖ 3 a		1349		1404		1419					1434			1449			1504	
City Thameslink (CTK)	3 a		1351		1406		1421					1436			1451			1506	
London Blackfriars (BFR)	⊖ 3 a		1353		1408		1423					1438			1453			1508	
London Bridge (LBG)	⊖ 4 a		1359		1414		1429					1444			1459			1514	
East Croydon (ECR)	⊖ a		1415		1428		1445					1458			1515			1528	
Redhill (RDH)	a		1435				1505								1535				
Gatwick Airport (GTW)	← 10 a		1446		1444		1516				1514				1546			1544	
Horsham (HRH)	4 a		1510				1540								1610				
Brighton (BTN)	10 a				1518							1548						1618	

NOTES (see introductory pages for explanation of train operator codes and standard symbols)

- a Arrival time
- d Departure time
- c Arrives 3 minutes earlier



## Kings Lynn, Ely, Cambridge, Peterborough and Stevenage to London, East Croydon, Gatwick Airport, Horsham and Brighton

### Mondays to Fridays

Operator 1st Class/Reservations/Bus/Ferry Catering facilities	TL T	GR R	GN T	GR R	TL T	GR R	GN T	GN T	TL T	GR R	TL T	GN T	TL T	GR R	GN T	GR R	TL T	GR R	
Kings Lynn (KLN)	d							1342											
Watlington (WTG)	d							1349											
Downham Market (DOW)	d							1356											
Littleport (LTP)	d							1406											
Ely (ELY)	4 a							1416											
Ely (ELY)	4 d			1353				1418								1453			
Waterbeach (WBC)	d			1403				1427								1503			
Cambridge North (CMB)	d			1408				1432								1508			
Cambridge (CBG)	a			1412				1437								1512			
Cambridge (CBG)	d			1414		1423		1426	1444			1453				1514		1523	
Foxton (FXN)	d							1435											
Shepreth (STH)	d							1438											
Meldreth (MEL)	d							1441											
Royston (RYS)	d					1438		1446				1508						1538	
Ashwell & Morden (AWM)	d					1442						1512						1542	
Baldock (BDK)	d					1447		1454				1517						1547	
Letchworth Garden City (LET)	d					1450		1457				1520	1527					1550	
Peterborough (PBO)	8 d	1354	1410		1430					1424	1449			1455	1511		1530		
Huntingdon (HUN)	d	1410								1440				1510					
St Neots (SNO)	d	1418								1448				1518					
Sandy (SDY)	d	1425								1455				1525					
Biggleswade (BIW)	d	1430								1500				1530					
Arlesey (ARL)	d	1435								1505				1535					
Hitchin (HIT)	4 d	1441			1455		1503		1511		1525	1533	1541					1555	
Stevenage (SVG)	4 d	1447			1459	1501	1505	1509	1517		1531	1539	1547			1559	1601	1605	
Knebworth (KBW)	d							1512				1542							
Welwyn North (WLW)	d							1516				1546							
Welwyn Garden City (WGC)	4 d							1521				1551							
Hatfield (HAT)	d							1524				1554							
Potters Bar (PBR)	d							1530				1600							
Alexandra Palace (AAP)	d							1539				1609							
Finsbury Park (FPK)	a	1506				1521	1543		1536		1551	1613	1606					1621	
Finsbury Park (FPK)	d	1507				1522	1544		1537		1552	1614	1607					1622	
London Kings Cross (KGX)	15 a		1500	1502	1522		1530	1550	1532		1538	1620		1600	1602	1622		1631	
St Pancras International (STP)	15 a	1514				1529				1544		1559	1614					1629	
Farringdon (ZFD)	3 a	1519				1534				1549		1604	1619					1634	
City Thameslink (CTK)	3 a	1521				1536				1551		1606	1621					1636	
London Blackfriars (BFR)	3 a	1523				1538				1553		1608	1623					1638	
London Bridge (LBG)	4 a	1529				1544				1559		1614	1629					1644	
East Croydon (ECR)	a	1545				1558				1615		1628	1645					1658	
Redhill (RDH)	a	1605								1635			1705						
Gatwick Airport (GTW)	10 a	1616				1614				1646		1644	1716					1714	
Horsham (HRH)	4 a	1640								1710			1742						
Brighton (BTN)	10 a					1648						1721						1751	

NOTES (see introductory pages for explanation of train operator codes and standard symbols)

- a Arrival time  
d Departure time

**Kings Lynn, Ely, Cambridge, Peterborough and Stevenage to London, East Croydon, Gatwick Airport, Horsham and Brighton**

**Mondays to Fridays**

Operator 1st Class/Reservations/Bus/Ferry Catering facilities	GN ⏰	GN ⏰	TL ⏰	GR ⏰ ⓧ	TL ⏰	GN ⏰	TL ⏰	GR ⏰ ⓧ	GN ⏰	GR ⏰ ⓧ	TL ⏰	GR ⏰ ⓧ	GN ⏰	GN ⏰	TL ⏰	GR ⏰ ⓧ	TL ⏰	GN ⏰	
Kings Lynn (KLN)	d	1442												1542					
Watlington (WTG)	d	1449												1549					
Downham Market (DOW)	d	1456												1556					
Littleport (LTP)	d	1506												1606					
Ely (ELY)	4 a	1516												1617					
Ely (ELY)	4 d	1518						1553						1618					
Waterbeach (WBC)	d	1527						1603						1627					
Cambridge North (CMB)	d	1532						1608						1632					
Cambridge (CBG)	a	1537						1612						1637					
Cambridge (CBG)	d	1526	1544			1553	1556			1614		1623		1626	1644			1653	1656
Foxton (FXN)	d	1535					1605							1635					1705
Shepreth (STH)	d	1538					1608							1638					1708
Meldreth (MEL)	d	1541					1611							1641					1711
Royston (RYS)	d	1546				1608	1616					1638		1646			1708	1716	
Ashwell & Morden (AWM)	d					1612						1642					1712		
Baldock (BDK)	d	1554				1617	1624					1647		1654			1717	1724	
Letchworth Garden City (LET)	d	1557				1620	1627					1650		1657			1720	1727	
Peterborough (PBO)	8 d		1524	1550				1554	1611		1630				1624	1650			
Huntingdon (HUN)	d		1540					1610							1640				
St Neots (SNO)	d		1548					1618							1648				
Sandy (SDY)	d		1555					1625							1655				
Biggleswade (BIW)	d		1600					1630							1700				
Arlesey (ARL)	d		1605					1635							1705				
Hitchin (HIT)	4 d	1603		1611		1625	1633	1641				1655	1703		1711		1725	1733	
Stevenage (SVG)	4 d	1609		1617		1631	1639	1647			1659	1701	1705	1709	1717		1731	1739	
Knebworth (KBW)	d	1612					1642							1712				1742	
Welwyn North (WLW)	d	1616					1646							1716				1746	
Welwyn Garden City (WGC)	4 d	1621					1651							1721				1751	
Hatfield (HAT)	d	1624					1654							1724				1754	
Potters Bar (PBR)	d	1630					1700							1730				1800	
Alexandra Palace (AAP)	d	1639					1709							1739				1809	
Finsbury Park (FPK)	⊖ a	1643		1636		1651	1714	1706				1721		1744		1736		1751	1814
Finsbury Park (FPK)	⊖ d	1644		1637		1652	1714	1707				1722		1745		1737		1752	1814
London Kings Cross (KGX)	⊖ 15 a	1650	1632		1638		1721		1700	1702	1722		1730	1751	1732		1740		1821
St Pancras International (STP)	⊖ 15 a			1644		1659		1714						1729		1744		1759	
Farringdon (ZFD)	⊖ 3 a			1649		1704		1719						1734		1749		1804	
City Thameslink (CTK)	⊖ 3 a			1651		1706		1721						1736		1751		1806	
London Blackfriars (BFR)	⊖ 3 a			1653		1708		1723						1738		1753		1808	
London Bridge (LBG)	⊖ 4 a			1659		1714		1729						1744		1759		1814	
East Croydon (ECR)	⊖ a			1715		1729		1745						1759		1815		1829	
Redhill (RDH)	a			1735				1805								1835			
Gatwick Airport (GTW)	← 10 a			1746		1744		1816					1814		1846		1844		
Horsham (HRH)	4 a			1812				1842							1912				
Brighton (BTN)	10 a					1821							1851					1921	

NOTES (see introductory pages for explanation of train operator codes and standard symbols)

- a Arrival time
- d Departure time

## Kings Lynn, Ely, Cambridge, Peterborough and Stevenage to London, East Croydon, Gatwick Airport, Horsham and Brighton

### Mondays to Fridays

Operator 1st Class/Reservations/Bus/Ferry Catering facilities	GN □	TL □	GR □ □ <sup>R</sup> ⊗	GC □ <sup>R</sup> □ <sup>R</sup>	GR □ <sup>R</sup> ⊗	TL □	GR □ <sup>R</sup> ⊗	GN □	GN □	TL □	GR □ <sup>R</sup> ⊗	TL □	GN □	TL □	GR □ <sup>R</sup> ⊗	GN □	GR □ <sup>R</sup> ⊗	TL □	
Kings Lynn (KLN)	d								1640									1710	
Watlington (WTG)	d								1647									1717	
Downham Market (DOW)	d								1654									1724	
Littleport (LTP)	d								1704									1734	
Ely (ELY)	<b>4</b> a								1716									1744	
Ely (ELY)	<b>4</b> d	1648							1718									1746	
Waterbeach (WBC)	d	1658							1727									1755	
Cambridge North (CMB)	d	1703							1732									1800	
Cambridge (CBG)	a	1707							1737									1805	
Cambridge (CBG)	d	1709				1724		1727	1740			1753	1756				1807	1823	
Foxton (FXN)	d							1736					1805						
Shepreth (STH)	d							1739					1808						
Meldreth (MEL)	d							1742					1811						
Royston (RYS)	d	1723				1738		1747				1808	1816				1823	1838	
Ashwell & Morden (AWM)	d					1743						1812						1842	
Baldock (BDK)	d					1748		1755				1817	1824					1847	
Letchworth Garden City (LET)	d	1733				1751		1758				1820	1827				1833	1850	
Peterborough (PBO)	<b>8</b> d	1653	1711	1719	1730					1724	1750			1754	1810			1830	
Huntingdon (HUN)	d	1710c								1740				1810					
St Neots (SNO)	d	1718								1748				1818					
Sandy (SDY)	d	1725								1755				1825					
Biggleswade (BIW)	d	1730								1800				1830					
Arlesey (ARL)	d	1735								1805				1835					
Hitchin (HIT)	<b>4</b> d	1741				1755		1803		1811		1825	1833	1841					1855
Stevenage (SVG)	<b>4</b> d	1747			1759	1801	1805	1809		1817		1831	1839	1847			1859	1901	
Knebworth (KBW)	d							1812					1842						
Welwyn North (WLW)	d							1816					1846						
Welwyn Garden City (WGC)	<b>4</b> d							1821					1851						
Hatfield (HAT)	d							1824					1854						
Potters Bar (PBR)	d							1830					1900						
Alexandra Palace (AAP)	d							1839					1909						
Finsbury Park (FPK)	⊖ a	1806				1821		1844		1836		1851	1914	1906					1921
Finsbury Park (FPK)	⊖ d	1807				1822		1845		1837		1852	1915	1907					1922
London Kings Cross (KGX)	⊖ <b>15</b> a	1802	1800	1805	1822		1830	1851	1832		1841		1921		1900	1902	1922		
St Pancras International (STP)	⊖ <b>15</b> a	1814				1829				1844		1859		1914					1929
Farringdon (ZFD)	⊖ <b>3</b> a	1819				1834				1849		1904		1919					1934
City Thameslink (CTK)	<b>3</b> a	1821				1836				1851		1906		1921					1936
London Blackfriars (BFR)	⊖ <b>3</b> a	1823				1838				1853		1908		1923					1938
London Bridge (LBG)	⊖ <b>4</b> a	1829				1844				1859		1914		1929					1944
East Croydon (ECR)	⊖ a	1845				1858				1915		1928		1945					1958
Redhill (RDH)	a	1906								1936				2006					
Gatwick Airport (GTW)	← <b>10</b> a	1916				1914				1946		1944		2016					2014
Horsham (HRH)	<b>4</b> a	1942								2012				2040					
Brighton (BTN)	<b>10</b> a					1951						2018							2048

**NOTES** (see introductory pages for explanation of train operator codes and standard symbols)

- a Arrival time
- d Departure time
- c Arrives 3 minutes earlier

## Kings Lynn, Ely, Cambridge, Peterborough and Stevenage to London, East Croydon, Gatwick Airport, Horsham and Brighton

### Mondays to Fridays

Operator 1st Class/Reservations/Bus/Ferry Catering facilities	GR Ⓜ	GN Ⓜ	GN Ⓜ	TL Ⓜ	GR Ⓜ	TL Ⓜ	GN Ⓜ	TL Ⓜ	GR Ⓜ	GN Ⓜ	GR Ⓜ	GR Ⓜ	GN Ⓜ	GN Ⓜ	GR Ⓜ	TL Ⓜ	GR Ⓜ	TL Ⓜ
Kings Lynn (KLN)	d		1740							1810				1840				
Watlington (WTG)	d		1747							1817				1847				
Downham Market (DOW)	d		1754							1824				1854				
Littleport (LTP)	d		1804							1834				1904				
Ely (ELY)	4 a		1814							1843				1916				
Ely (ELY)	4 d		1818							1846				1918				
Waterbeach (WBC)	d		1827							1855				1927				
Cambridge North (CMB)	d		1832							1900				1932				
Cambridge (CBG)	a		1837							1905				1937				
Cambridge (CBG)	d	1826	1844			1852	1856			1907			1926	1944				1953
Foxton (FXN)	d	1835					1905						1935					
Shepreth (STH)	d	1838					1908						1938					
Meldreth (MEL)	d	1841					1911						1941					
Royston (RYS)	d	1846				1908	1916			1923			1946					2008
Ashwell & Morden (AWM)	d					1912							1951					2012
Baldock (BDK)	d	1854				1917	1924						1956					2017
Letchworth Garden City (LET)	d	1857				1920	1927			1933			1959					2020
Peterborough (PBO)	8 d			1824	1849			1852	1911		1930				1947	1924		
Huntingdon (HUN)	d			1840				1910e							1940			
St Neots (SNO)	d			1848				1918							1948			
Sandy (SDY)	d			1855				1925							1955			
Biggleswade (BIW)	d			1900				1930							2000			
Arlesey (ARL)	d			1905				1935							2005			
Hitchin (HIT)	4 d		1903	1911		1925	1933	1941					2003		2011			2025
Stevenage (SVG)	4 d	1906	1909	1917		1931	1939	1947			1959	2005	2009		2015	2017	2029	2031
Knebworth (KBW)	d		1912				1942						2012					
Welwyn North (WLW)	d		1916				1946						2016					
Welwyn Garden City (WGC)	4 d		1921				1951						2021					
Hatfield (HAT)	d		1924				1954						2024					
Potters Bar (PBR)	d		1930				2000						2030					
Alexandra Palace (AAP)	d		1939				2009						2039					
Finsbury Park (FPK)	⊖ a		1943	1936		1951	2013	2006					2043		2036			2051
Finsbury Park (FPK)	⊖ d		1944	1937		1952	2014	2007					2044		2037			2052
London Kings Cross (KGX)	⊖ 15 a	1930	1950	1932		1938	2020		2001	2002	2022	2028	2050	2032	2038		2053	
St Pancras International (STP)	⊖ 15 a			1944		1959		2014							2044			2059
Farringdon (ZFD)	⊖ 3 a			1949		2004		2019							2049			2104
City Thameslink (CTK)	⊖ 3 a			1951		2006		2021							2051			2106
London Blackfriars (BFR)	⊖ 3 a			1953		2008		2023							2053			2108
London Bridge (LBG)	⊖ 4 a			1959		2014		2029							2059			2114
East Croydon (ECR)	⊖ a			2015		2028		2045							2116			2128
Redhill (RDH)	a			2035				2105							2135			
Gatwick Airport (GTW)	← 10 a			2046		2044		2116							2147			2144
Horsham (HRH)	4 a			2110				2140							2212			
Brighton (BTN)	10 a					2118												2218

NOTES (see introductory pages for explanation of train operator codes and standard symbols)

- a Arrival time
- d Departure time
- e Arrives 4 minutes earlier

# Kings Lynn, Ely, Cambridge, Peterborough and Stevenage to London, East Croydon, Gatwick Airport, Horsham and Brighton

## Mondays to Fridays

Operator 1st Class/Reservations/Bus/Ferry Catering facilities	GN □	TL □	GR □ □ <sup>R</sup> □ <sup>X</sup>	GN □	GR □ <sup>R</sup> □ <sup>X</sup>	GN □	GN □	GR □ <sup>R</sup> □ <sup>X</sup>	TL □	TL □	GN □	GN □	GR □ <sup>R</sup> □ <sup>X</sup>	TL □	GR □ <sup>R</sup> □ <sup>X</sup>	GR □ <sup>R</sup> □ <sup>X</sup>	GN □	GN □
Kings Lynn (KLN)	d			1910			1940				2010							2042
Watlington (WTG)	d			1917			1947				2017							2049
Downham Market (DOW)	d			1924			1954				2024							2056
Littleport (LTP)	d			1934			2004				2034							2106
Ely (ELY)	<b>4</b> a			1942			2016				2045							2115
Ely (ELY)	<b>4</b> d			1946			2018				2046							2118
Waterbeach (WBC)	d			1955			2027				2055							2127
Cambridge North (CMB)	d			2000			2032				2100							2132
Cambridge (CBG)	a			2005			2037				2105							2137
Cambridge (CBG)	d	1956		2014		2026	2044			2053	2114						2124	2144
Foxton (FXN)	d	2005				2035											2134	
Shepreth (STH)	d	2008				2038											2136	
Meldreth (MEL)	d	2011				2041											2140	
Royston (RYS)	d	2016				2046				2108							2145	
Ashwell & Morden (AWM)	d					2051				2112							2149	
Baldock (BDK)	d	2024				2056				2117							2154	
Letchworth Garden City (LET)	d	2027				2059				2120		2127					2157	
Peterborough (PBO)	<b>8</b> d	1955	2011					2046	2024				2116	2054	2107	2128		
Huntingdon (HUN)	d	2010							2040					2110				
St Neots (SNO)	d	2018							2048					2118				
Sandy (SDY)	d	2025							2055					2125				
Biggleswade (BIW)	d	2030							2100					2130				
Arlesey (ARL)	d	2035							2105					2135				
Hitchin (HIT)	<b>4</b> d	2033	2041			2103			2111	2125		2133	2141				2203	
Stevenage (SVG)	<b>4</b> d	2039	2047		2106	2109		2115	2117	2131		2139	2145	2147		2158	2209	
Knebworth (KBW)	d	2042				2112						2142					2212	
Welwyn North (WLW)	d	2046				2116						2146					2216	
Welwyn Garden City (WGC)	<b>4</b> d	2051				2121						2151					2221	
Hatfield (HAT)	d	2054				2124						2154					2224	
Potters Bar (PBR)	d	2100				2130						2200					2230	
Alexandra Palace (AAP)	d	2109				2139						2209					2239	
Finsbury Park (FPK)	<b>4</b> a	2113	2106			2143			2136	2151		2213		2206			2243	
Finsbury Park (FPK)	<b>4</b> d	2114	2107			2144			2137	2152		2214		2207			2244	
London Kings Cross (KGX)	<b>15</b> a	2120		2059	2102	2129	2150	2132	2139		2202	2220	2208		2200	2222	2250	2232
St Pancras International (STP)	<b>15</b> a		2114							2144	2159				2214			
Farringdon (ZFD)	<b>3</b> a		2119							2149	2204				2219			
City Thameslink (CTK)	<b>3</b> a		2121							2151	2206				2221			
London Blackfriars (BFR)	<b>3</b> a		2123							2153	2208				2223			
London Bridge (LBG)	<b>4</b> a		2129							2159	2214				2229			
East Croydon (ECR)	<b>10</b> a		2145							2215	2228				2245			
Redhill (RDH)	a		2205							2235					2305			
Gatwick Airport (GTW)	<b>10</b> a		2216							2246	2244				2318			
Horsham (HRH)	<b>4</b> a		2240							2310					2342			
Brighton (BTN)	<b>10</b> a										2318							

NOTES (see introductory pages for explanation of train operator codes and standard symbols)

- a Arrival time  
d Departure time

**Kings Lynn, Ely, Cambridge, Peterborough and Stevenage to London, East Croydon, Gatwick Airport, Horsham and Brighton**

**Mondays to Fridays**

Operator 1st Class/Reservations/Bus/Ferry Catering facilities	TL ⏰	TL ⏰	GN ⏰	GN ⏰	GR ⏰ ⓧ	TL ⏰	GR ⏰ ⓧ	GN ⏰	GN ⏰	TL ⏰	TL ⏰	GN ⏰	TL ⏰	TL ⏰	GN ⏰	GN ⏰	GR ⏰ ⓧ	
Kings Lynn (KLN)	d								2142								2242	
Watlington (WTG)	d								2149								2249	
Downham Market (DOW)	d								2156								2256	
Littleport (LTP)	d								2206								2306	
Ely (ELY)	4 a								2215								2314	
Ely (ELY)	4 d			2153					2218			2248					2318	
Waterbeach (WBC)	d			2203					2227			2258					2327	
Cambridge North (CMB)	d			2208					2232			2303					2332	
Cambridge (CBG)	a			2212					2237			2307					2337	
Cambridge (CBG)	d		2153	2214					2224	2244		2253	2310			2333	2353	
Foxton (FXN)	d								2234							2342		
Shepreth (STH)	d								2236							2345		
Meldreth (MEL)	d								2240							2348		
Royston (RYS)	d		2208						2245			2308	2325			2353	0008	
Ashwell & Morden (AWM)	d		2212						2249			2312				2358	0011	
Baldock (BDK)	d		2217						2254			2317				0003	0018	
Letchworth Garden City (LET)	d		2220		2227				2257			2320				0006	0022	
Peterborough (PBO)	8 d	2124				2216	2154	2237			2224			2254	2319			2358
Huntingdon (HUN)	d	2140					2210				2240			2310	2334			
St Neots (SNO)	d	2148					2218				2248			2318	2342			
Sandy (SDY)	d	2155					2225				2255			2325	2349			
Biggleswade (BIW)	d	2200					2230				2300			2330	2353			
Arlesey (ARL)	d	2205					2235				2305			2335	2358			
Hitchin (HIT)	4 d	2211	2225		2233		2241		2303		2311	2325		2345	0007	0011	0028	
Stevenage (SVG)	4 d	2217	2231		2239	2245	2247	2306	2309		2317	2331		2351	0013	0017	0035	0039s
Knebworth (KBW)	d				2242				2312							0020		
Welwyn North (WLW)	d				2246				2316							0024		
Welwyn Garden City (WGC)	4 d				2251				2321							0029		
Hatfield (HAT)	d				2254				2324							0032		
Potters Bar (PBR)	d				2300				2330							0038		
Alexandra Palace (AAP)	d				2309				2339							0046		
Finsbury Park (FPK)	⊖ a	2236	2251		2313		2306		2344		2336	2351		0010	0036	0050	0100	
Finsbury Park (FPK)	⊖ d	2237	2252		2314		2307		2345		2337	2352		0011	0037	0050	0101	
London Kings Cross (KGX)	⊖ 15 a			2302	2320	2308		2330	2351	2332	2343	2359	0002	0017	0046	0058	0109	0114
St Pancras International (STP)	⊖ 15 a	2244	2259				2314											
Farringdon (ZFD)	⊖ 3 a	2249	2304				2319											
City Thameslink (CTK)	3 a	2251																
London Blackfriars (BFR)	⊖ 3 a	2253	2308				2323											
London Bridge (LBG)	⊖ 4 a	2259	2314				2329											
East Croydon (ECR)	Ⓜ a	2314	2328				2346											
Redhill (RDH)	a	2333					0002											
Gatwick Airport (GTW)	← 10 a	2344	2349				0016											
Horsham (HRH)	4 a	0008					0040											
Brighton (BTN)	10 a		0022															

**NOTES** (see introductory pages for explanation of train operator codes and standard symbols)

- a Arrival time
- d Departure time
- s Stops to set down only

**Kings Lynn, Ely, Cambridge, Peterborough and Stevenage to London, East Croydon, Gatwick Airport, Horsham and Brighton**

**Saturdays**

Operator 1st Class/Reservations/Bus/Ferry Catering facilities	TL □	GN □	TL □	TL □	GN □	TL □	TL □	GN □	GN □	TL □	TL □	GN □	TL □	GR □ □	GN □	TL □	GN □	TL □	
Kings Lynn (KLN)	d																		
Watlington (WTG)	d																		
Downham Market (DOW)	d																		
Littleport (LTP)	d																		
Ely (ELY)	4 a																		
Ely (ELY)	4 d								0517						0553				
Waterbeach (WBC)	d								0526						0603				
Cambridge North (CMB)	d								0531						0608				
Cambridge (CBG)	a								0536						0612				
Cambridge (CBG)	d			0454			0523	0526	0537		0553				0614	0623	0626		
Foxton (FXN)	d							0535									0635		
Shepreth (STH)	d							0538									0638		
Meldreth (MEL)	d							0541									0641		
Royston (RYS)	d			0509	0516		0538	0546	0553		0608					0638	0646		
Ashwell & Morden (AWM)	d			0513	0521		0542	0551			0612					0642			
Baldock (BDK)	d			0518	0526		0547	0556			0617					0647	0654		
Letchworth Garden City (LET)	d		0455	0521	0529		0550	0559	0603		0620	0627				0650	0657		
Peterborough (PBO)	8 d	0323		0419			0454				0524			0554	0610			0624	
Huntingdon (HUN)	d	0337		0433			0510				0540			0610				0640	
St Neots (SNO)	d	0345		0441			0518				0548			0618				0648	
Sandy (SDY)	d	0353		0449			0525				0555			0625				0655	
Biggleswade (BIW)	d	0357		0453			0530				0600			0630				0700	
Arlesey (ARL)	d	0402		0458			0535				0605			0635				0705	
Hitchin (HIT)	4 d	0411	0459	0507	0526	0533	0541	0555	0603		0611	0625	0633	0641			0655	0703	0711
Stevenage (SVG)	4 d	0417	0505	0513	0532	0539	0547	0601	0609		0617	0631	0639	0647			0701	0709	0717
Knebworth (KBW)	d		0508			0542					0612			0642				0712	
Welwyn North (WLW)	d		0512			0546					0616			0646				0716	
Welwyn Garden City (WGC)	4 d		0517	0521		0551					0621			0651				0721	
Hatfield (HAT)	d		0520			0554					0624			0654				0724	
Potters Bar (PBR)	d		0526			0600					0630			0700				0730	
Alexandra Palace (AAP)	d		0535			0609					0639			0709				0739	
Finsbury Park (FPK)	⊖ a	0444	0540	0535	0551	0613	0606	0621	0643		0636	0651	0713	0706			0721	0743	0736
Finsbury Park (FPK)	⊖ d	0445	0540	0537	0552	0614	0607	0622	0644		0637	0652	0714	0707			0722	0744	0737
London Kings Cross (KGX)	⊖ 15 a	0451	0547			0620			0650	0632			0720		0700	0702		0750	
St Pancras International (STP)	⊖ 15 a			0544	0559		0614	0629			0644	0659		0714			0729		0744
Farringdon (ZFD)	⊖ 3 a			0549	0604		0619	0634			0649	0704		0719			0734		0749
City Thameslink (CTK)	3 a																		
London Blackfriars (BFR)	⊖ 3 a			0553	0608		0623	0638			0653	0708		0723			0738		0753
London Bridge (LBG)	⊖ 4 a			0559	0614		0629	0644			0659	0714		0729			0744		0759
East Croydon (ECR)	⊖ a			0616	0628		0646	0658			0716	0728		0745			0758		0815
Redhill (RDH)	a			0636			0706				0736			0805					0835
Gatwick Airport (GTW)	← 10 a			0649	0644		0719	0714			0749	0744		0816			0814		0846
Horsham (HRH)	4 a			0712			0742				0812			0840					0910
Brighton (BTN)	10 a				0718			0748				0818					0848		

**NOTES** (see introductory pages for explanation of train operator codes and standard symbols)

- a Arrival time
- d Departure time

**Kings Lynn, Ely, Cambridge, Peterborough and Stevenage to London, East Croydon, Gatwick Airport, Horsham and Brighton**

**Saturdays**

Operator 1st Class/Reservations/Bus/Ferry Catering facilities	GR Ⓜ ⓧ	GN Ⓜ	TL Ⓜ	GN Ⓜ	GN Ⓜ	TL Ⓜ	GR Ⓜ ⓧ	GR Ⓜ ⓧ	TL Ⓜ	GN Ⓜ	TL Ⓜ	GR Ⓜ ⓧ	GN Ⓜ	GR Ⓜ ⓧ	TL Ⓜ	GN Ⓜ	GN Ⓜ	TL Ⓜ
Kings Lynn (KLN)	d	0542											0642					
Watlington (WTG)	d	0549											0649					
Downham Market (DOW)	d	0556											0656					
Littleport (LTP)	d	0606											0706					
Ely (ELY)	4 a	0614											0716					
Ely (ELY)	4 d	0618		0653									0718			0747		
Waterbeach (WBC)	d	0627		0703									0727			0757		
Cambridge North (CMB)	d	0632		0708									0732			0802		
Cambridge (CBG)	a	0637		0712									0737			0806		
Cambridge (CBG)	d	0644	0653	0714					0723	0726			0744		0753	0814		
Foxton (FXN)	d									0735								
Shepreth (STH)	d									0738								
Meldreth (MEL)	d									0741								
Royston (RYS)	d			0708					0738	0746					0808			
Ashwell & Morden (AWM)	d			0712					0742						0812			
Baldock (BDK)	d			0717					0747	0754					0817			
Letchworth Garden City (LET)	d			0720		0727			0750	0757					0820		0827	
Peterborough (PBO)	8 d	0640				0654	0702	0720			0724	0741		0750				0754
Huntingdon (HUN)	d					0710					0740							0810
St Neots (SNO)	d					0718					0748							0818
Sandy (SDY)	d					0725					0755							0825
Biggleswade (BIW)	d					0730					0800							0830
Arlesey (ARL)	d					0735					0805							0835
Hitchin (HIT)	4 d			0725		0733	0741			0755	0803		0811			0825	0833	0841
Stevenage (SVG)	4 d			0731		0739	0747			0801	0809		0817			0831	0839	0847
Knebworth (KBW)	d					0742					0812							0842
Welwyn North (WLW)	d					0746					0816							0846
Welwyn Garden City (WGC)	4 d					0751					0821							0851
Hatfield (HAT)	d					0754					0824							0854
Potters Bar (PBR)	d					0800					0830							0900
Alexandra Palace (AAP)	d					0809					0839							0909
Finsbury Park (FPK)	⊖ a			0751		0813	0806			0821	0843	0836			0851		0913	0906
Finsbury Park (FPK)	⊖ d			0752		0814	0807			0822	0844	0837			0852		0914	0907
London Kings Cross (KGX)	⊖ 15 a	0730	0732		0802	0820		0752	0810		0850		0830	0832	0838		0902	0920
St Pancras International (STP)	⊖ 15 a			0759			0814			0829		0844			0859			0914
Farringdon (ZFD)	⊖ 3 a			0804			0819			0834		0849			0904			0919
City Thameslink (CTK)	⊖ 3 a														0906			0921
London Blackfriars (BFR)	⊖ 3 a			0808			0823			0838		0853			0908			0923
London Bridge (LBG)	⊖ 4 a			0814			0829			0844		0859			0914			0929
East Croydon (ECR)	⊖ a			0828			0845			0858		0915			0928			0945
Redhill (RDH)	a						0905					0933						1005
Gatwick Airport (GTW)	← 10 a			0844			0916			0914		0946			0944			1016
Horsham (HRH)	4 a						0940					1010						1040
Brighton (BTN)	10 a			0918						0948					1018			

NOTES (see introductory pages for explanation of train operator codes and standard symbols)

- a Arrival time
- d Departure time



**Kings Lynn, Ely, Cambridge, Peterborough and Stevenage to London, East Croydon, Gatwick Airport, Horsham and Brighton**

**Saturdays**

Operator 1st Class/Reservations/Bus/Ferry Catering facilities	GN I	GR I R X	GR I R X	TL I	GR I R X	GN I	GN I	TL I	GR I R X	TL I	GN I	TL I	GR I R X	GR I R X	GN I	GN I	TL I	GR I R X	
Kings Lynn (KLN)	d						0742												
Watlington (WTG)	d						0749												
Downham Market (DOW)	d						0756												
Littleport (LTP)	d						0806												
Ely (ELY)	4 a						0816												
Ely (ELY)	4 d						0818											0853	
Waterbeach (WBC)	d						0827											0903	
Cambridge North (CMB)	d						0832											0908	
Cambridge (CBG)	a						0837											0912	
Cambridge (CBG)	d			0823			0826	0844				0853					0914		0923
Foxton (FXN)	d						0835												
Shepreth (STH)	d						0838												
Meldreth (MEL)	d						0841												
Royston (RYS)	d			0838			0846					0908							0938
Ashwell & Morden (AWM)	d			0842								0912							0942
Baldock (BDK)	d			0847			0854					0917							0947
Letchworth Garden City (LET)	d			0850			0857					0920	0927						0950
Peterborough (PBO)	3 d	0813	0820	0829					0824	0850			0853	0858	0901			0913	
Huntingdon (HUN)	d	0829							0840				0910c					0929	
St Neots (SNO)	d	0837							0848				0918					0937	
Sandy (SDY)	d								0855				0925						
Biggleswade (BIW)	d	0846							0900				0930					0946	
Arlesey (ARL)	d								0905				0935						
Hitchin (HIT)	4 d			0855		0903		0911		0925	0933	0941							0955
Stevenage (SVG)	4 d			0900	0901	0905	0909	0917		0931	0939	0947						1001	1005
Knebworth (KBW)	d						0912					0942							
Welwyn North (WLW)	d						0916					0946							
Welwyn Garden City (WGC)	4 d						0921					0951							
Hatfield (HAT)	d						0924					0954							
Potters Bar (PBR)	d						0930					1000							
Alexandra Palace (AAP)	d						0939					1009							
Finsbury Park (FPK)	a			0921		0943		0936		0951	1013	1006							1021
Finsbury Park (FPK)	d			0922		0944		0937		0952	1014	1007							1022
London Kings Cross (KGX)	15 a	0917	0910	0923		0931	0951	0932		0938	1020		0947	0950	1002	1017			1030
St Pancras International (STP)	15 a			0929				0944		0959		1014							1029
Farringdon (ZFD)	3 a			0934				0949		1004		1019							1034
City Thameslink (CTK)	3 a			0936				0951		1006		1021							1036
London Blackfriars (BFR)	3 a			0938				0953		1008		1023							1038
London Bridge (LBG)	4 a			0944				0959		1014		1029							1044
East Croydon (ECR)	a			0958				1015		1028		1045							1058
Redhill (RDH)	a							1035				1105							
Gatwick Airport (GTW)	10 a			1014				1046		1044		1116							1114
Horsham (HRH)	4 a							1110				1140							
Brighton (BTN)	10 a			1048						1118									1148

NOTES (see introductory pages for explanation of train operator codes and standard symbols)

- a Arrival time
- d Departure time
- c Arrives 3 minutes earlier

**Kings Lynn, Ely, Cambridge, Peterborough and Stevenage to London, East Croydon, Gatwick Airport, Horsham and Brighton**

**Saturdays**

Operator 1st Class/Reservations/Bus/Ferry Catering facilities	GN ⏰	GN ⏰	TL ⏰	GR ⏰ ⓧ	TL ⏰	GN ⏰	TL ⏰	GR ⏰ ⓧ	GN ⏰	GN ⏰	TL ⏰	GR ⏰ ⓧ	GN ⏰	GN ⏰	TL ⏰	GR ⏰ ⓧ	TL ⏰	GN ⏰	
Kings Lynn (KLN)	d	0842							0912					0942					
Watlington (WTG)	d	0849							0920					0949					
Downham Market (DOW)	d	0856							0927					0956					
Littleport (LTP)	d	0906							0936					1006					
Ely (ELY)	4 a	0914							0946					1015					
Ely (ELY)	4 d	0918							0947					1018					
Waterbeach (WBC)	d	0927							0956					1027					
Cambridge North (CMB)	d	0932							1001					1032					
Cambridge (CBG)	a	0937							1006					1037					
Cambridge (CBG)	d	0926	0944			0953			1014		1023		1026	1044				1053	
Foxton (FXN)	d	0935											1035						
Shepreth (STH)	d	0938											1038						
Meldreth (MEL)	d	0941											1041						
Royston (RYS)	d	0946				1008					1038		1046					1108	
Ashwell & Morden (AWM)	d					1012					1042							1112	
Baldock (BDK)	d	0954				1017					1047		1054					1117	
Letchworth Garden City (LET)	d	0957				1020	1027				1050		1057					1120	1127
Peterborough (PBO)	8 d		0924	0950				0954	1010		1013					1024	1050		
Huntingdon (HUN)	d		0940					1010			1029					1040			
St Neots (SNO)	d		0948					1018			1037					1048			
Sandy (SDY)	d		0955					1025								1055			
Biggleswade (BIW)	d		1000					1030			1046					1100			
Arlesey (ARL)	d		1005					1035								1105			
Hitchin (HIT)	4 d	1003		1011		1025	1033	1041			1055		1103		1111		1125	1133	
Stevenage (SVG)	4 d	1009		1017		1031	1039	1047			1101	1105	1109		1117		1131	1139	
Knebworth (KBW)	d	1012					1042						1112						1142
Welwyn North (WLW)	d	1016					1046						1116						1147
Welwyn Garden City (WGC)	4 d	1021					1051						1121						1151
Hatfield (HAT)	d	1024					1054						1124						1155
Potters Bar (PBR)	d	1030					1100						1130						1201
Alexandra Palace (AAP)	d	1039					1109						1139						1209
Finsbury Park (FPK)	⊖ a	1043		1036		1051	1113	1106			1121		1143		1136		1151	1213	
Finsbury Park (FPK)	⊖ d	1044		1037		1052	1114	1107			1122		1144		1137		1152	1214	
London Kings Cross (KGX)	⊖ 15 a	1050	1032		1038		1121		1100	1102	1118		1130	1150	1132		1138		1220
St Pancras International (STP)	⊖ 15 a			1044		1059		1114			1129				1144		1159		
Farringdon (ZFD)	⊖ 3 a			1049		1104		1119			1134				1149		1204		
City Thameslink (CTK)	⊖ 3 a			1051		1106		1121			1136				1151		1206		
London Blackfriars (BFR)	⊖ 3 a			1053		1108		1123			1138				1153		1208		
London Bridge (LBG)	⊖ 4 a			1059		1114		1129			1144				1159		1214		
East Croydon (ECR)	⊖ a			1115		1128		1145			1158				1215		1228		
Redhill (RDH)	a			1135				1205							1235				
Gatwick Airport (GTW)	← 10 a			1146		1144		1216			1214				1246		1244		
Horsham (HRH)	4 a			1210				1240							1310				
Brighton (BTN)	10 a					1218					1248							1318	

NOTES (see introductory pages for explanation of train operator codes and standard symbols)

- a Arrival time
- d Departure time

# Kings Lynn, Ely, Cambridge, Peterborough and Stevenage to London, East Croydon, Gatwick Airport, Horsham and Brighton

## Saturdays

Operator 1st Class/Reservations/Bus/Ferry Catering facilities	TL T	GR T R X	GN T	GR T R X	TL T	GR T R X	GN T	GN T	TL T	GR T R X	TL T	GN T	TL T	GR T R X	GN T	GR T R X	TL T	GR T R X	
Kings Lynn (KLN)	d		1012					1042											
Watlington (WTG)	d		1020					1049											
Downham Market (DOW)	d		1029c					1056											
Littleport (LTP)	d		1039					1106											
Ely (ELY)	4 a		1052					1116											
Ely (ELY)	4 d		1053					1118								1153			
Waterbeach (WBC)	d		1103					1127								1203			
Cambridge North (CMB)	d		1108					1132								1208			
Cambridge (CBG)	a		1112					1137								1212			
Cambridge (CBG)	d		1114		1123		1126	1144			1153					1214		1223	
Foxton (FXN)	d						1135												
Shepreth (STH)	d						1138												
Meldreth (MEL)	d						1141												
Royston (RYS)	d				1138		1146				1208							1238	
Ashwell & Morden (AWM)	d				1142						1212							1242	
Baldock (BDK)	d				1147		1154				1217							1247	
Letchworth Garden City (LET)	d				1150		1157				1220	1227						1250	
Peterborough (PBO)	8 d	1054	1107		1131				1124	1150			1154	1210		1231			
Huntingdon (HUN)	d	1110							1140				1210						
St Neots (SNO)	d	1118							1148				1218						
Sandy (SDY)	d	1125							1155				1225						
Biggleswade (BIW)	d	1130							1200				1230						
Arlesey (ARL)	d	1135							1205				1235						
Hitchin (HIT)	4 d	1141			1155		1203		1211		1225	1233	1241					1255	
Stevenage (SVG)	4 d	1147			1200	1201	1205	1209	1217		1231	1239	1247			1300	1301	1306	
Knebworth (KBW)	d							1212				1242							
Welwyn North (WLW)	d							1216				1246							
Welwyn Garden City (WGC)	4 d							1221				1251							
Hatfield (HAT)	d							1224				1254							
Potters Bar (PBR)	d							1230				1300							
Alexandra Palace (AAP)	d							1239				1309							
Finsbury Park (FPK)	⊖ a	1206			1221	1243		1236		1251	1313	1306						1321	
Finsbury Park (FPK)	⊖ d	1207			1222	1244		1237		1252	1314	1307						1322	
London Kings Cross (KGX)	⊖ 15 a		1200	1205	1223		1231	1250	1232		1238	1320		1300	1302	1323			1331
St Pancras International (STP)	⊖ 15 a	1214			1229			1244		1259		1314							1329
Farringdon (ZFD)	⊖ 3 a	1219			1234			1249		1304		1319							1334
City Thameslink (CTK)	⊖ 3 a	1221			1236			1251		1306		1321							1336
London Blackfriars (BFR)	⊖ 3 a	1223			1238			1253		1308		1323							1338
London Bridge (LBG)	⊖ 4 a	1229			1244			1259		1314		1329							1344
East Croydon (ECR)	⊖ a	1245			1258			1315		1328		1345							1358
Redhill (RDH)	a	1305						1335				1405							
Gatwick Airport (GTW)	← 10 a	1316			1314			1346		1344		1416							1414
Horsham (HRH)	4 a	1340						1410				1440							
Brighton (BTN)	10 a				1348						1418								1448

**NOTES** (see introductory pages for explanation of train operator codes and standard symbols)

- a Arrival time
- d Departure time
- c Arrives 3 minutes earlier

# Kings Lynn, Ely, Cambridge, Peterborough and Stevenage to London, East Croydon, Gatwick Airport, Horsham and Brighton

## Saturdays

Operator 1st Class/Reservations/Bus/Ferry Catering facilities	GN □	GN □	TL □	GR □ □	TL □	GN □	TL □	GC □ □	GR □ □	GN □	GR □ □	TL □	GR □ □	GN □	GN □	TL □	GR □ □	TL □	
Kings Lynn (KLN)	d	1142													1242				
Watlington (WTG)	d	1149													1249				
Downham Market (DOW)	d	1156													1256				
Littleport (LTP)	d	1206													1306				
Ely (ELY)	4 a	1216													1314				
Ely (ELY)	4 d	1218								1253					1318				
Waterbeach (WBC)	d	1227								1303					1327				
Cambridge North (CMB)	d	1232								1308					1332				
Cambridge (CBG)	a	1237								1312					1337				
Cambridge (CBG)	d	1226	1244			1253				1314		1323		1326	1344				1353
Foxton (FXN)	d	1235												1335					
Shepreth (STH)	d	1238												1338					
Meldreth (MEL)	d	1241												1341					
Royston (RYS)	d	1246				1308						1338		1346					1408
Ashwell & Morden (AWM)	d					1312						1342							1412
Baldock (BDK)	d	1254				1317						1347		1354					1417
Letchworth Garden City (LET)	d	1257				1320	1327					1350		1357					1420
Peterborough (PBO)	8 d		1224	1248				1254	1301	1310		1330					1324	1350	
Huntingdon (HUN)	d		1240					1310									1340		
St Neots (SNO)	d		1248					1318									1348		
Sandy (SDY)	d		1255					1325									1355		
Biggleswade (BIW)	d		1300					1330									1400		
Arlesey (ARL)	d		1305					1335									1405		
Hitchin (HIT)	4 d	1303	1311			1325	1333	1341					1355	1403	1411				1425
Stevenage (SVG)	4 d	1309	1317			1331	1339	1347				1359	1401	1406	1409		1417		1431
Knebworth (KBW)	d	1312					1342								1412				
Welwyn North (WLW)	d	1316					1346								1416				
Welwyn Garden City (WGC)	4 d	1321					1351								1421				
Hatfield (HAT)	d	1324					1354								1424				
Potters Bar (PBR)	d	1330					1400								1430				
Alexandra Palace (AAP)	d	1339					1409								1439				
Finsbury Park (FPK)	⊖ a	1343	1336			1351	1413	1406					1421	1443	1436				1451
Finsbury Park (FPK)	⊖ d	1344	1337			1352	1414	1407					1422	1444	1437				1452
London Kings Cross (KGX)	⊖ 15 a	1350	1332	1338		1420			1350	1400	1402	1422	1431	1450	1432		1438		
St Pancras International (STP)	⊖ 15 a		1344			1359		1414					1429				1444		1459
Farringdon (ZFD)	⊖ 3 a		1349			1404		1419					1434				1449		1504
City Thameslink (CTK)	⊖ 3 a		1351			1406		1421					1436				1451		1506
London Blackfriars (BFR)	⊖ 3 a		1353			1408		1423					1438				1453		1508
London Bridge (LBG)	⊖ 4 a		1359			1414		1429					1444				1459		1514
East Croydon (ECR)	⊖ a		1415			1428		1445					1458				1515		1528
Redhill (RDH)	a		1435					1505									1535		
Gatwick Airport (GTW)	← 10 a		1446			1444		1516					1514				1546		1544
Horsham (HRH)	4 a		1510					1540									1610		
Brighton (BTN)	10 a					1518							1548						1618

NOTES (see introductory pages for explanation of train operator codes and standard symbols)

- a Arrival time  
d Departure time

**Kings Lynn, Ely, Cambridge, Peterborough and Stevenage to London, East Croydon, Gatwick Airport, Horsham and Brighton**

**Saturdays**

Operator 1st Class/Reservations/Bus/Ferry Catering facilities	GN □	TL □	GR □ □ <sup>R</sup> ⊗	GN □	GR □ <sup>R</sup> ⊗	TL □	GR □ <sup>R</sup> ⊗	GN □	GN □	TL □	GR □ <sup>R</sup> ⊗	TL □	GN □	TL □	GR □ <sup>R</sup> ⊗	GN □	GR □ <sup>R</sup> ⊗	TL □	
Kings Lynn (KLN)	d									1342									
Watlington (WTG)	d									1349									
Downham Market (DOW)	d									1356									
Littleport (LTP)	d									1406									
Ely (ELY)	<b>4</b> a									1415									
Ely (ELY)	<b>4</b> d			1353						1418							1453		
Waterbeach (WBC)	d			1403						1427							1503		
Cambridge North (CMB)	d			1408						1432							1508		
Cambridge (CBG)	a			1412						1437							1512		
Cambridge (CBG)	d			1414		1423		1426	1444			1453				1514		1523	
Foxton (FXN)	d							1435											
Shepreth (STH)	d							1438											
Meldreth (MEL)	d							1441											
Royston (RYS)	d					1438		1446				1508							1538
Ashwell & Morden (AWM)	d					1442						1512							1542
Baldock (BDK)	d					1447		1454				1517							1547
Letchworth Garden City (LET)	d	1427				1450		1457				1520	1527						1550
Peterborough (PBO)	<b>8</b> d		1354	1410		1430					1424	1448			1454	1511		1532	
Huntingdon (HUN)	d		1410								1440				1510				
St Neots (SNO)	d		1418								1448				1518				
Sandy (SDY)	d		1425								1455				1525				
Biggleswade (BIW)	d		1430								1500				1530				
Arlesey (ARL)	d		1435								1505				1535				
Hitchin (HIT)	<b>4</b> d	1433	1441			1455		1503		1511		1525	1533	1541					1555
Stevenage (SVG)	<b>4</b> d	1439	1447			1459	1501	1505	1509	1517		1531	1539	1547				1600	1601
Knebworth (KBW)	d	1442							1512					1542					
Welwyn North (WLW)	d	1446							1516					1546					
Welwyn Garden City (WGC)	<b>4</b> d	1451							1521					1551					
Hatfield (HAT)	d	1454							1524					1554					
Potters Bar (PBR)	d	1500							1530					1600					
Alexandra Palace (AAP)	d	1509							1539					1609					
Finsbury Park (FPK)	<b>⊖</b> a	1513	1506			1521		1543		1536		1551	1613	1606					1621
Finsbury Park (FPK)	<b>⊖</b> d	1514	1507			1522		1544		1537		1552	1614	1607					1622
London Kings Cross (KGX)	<b>⊖</b> <b>15</b> a	1520		1500	1502	1522		1530	1550	1532		1538	1620		1600	1602	1623		
St Pancras International (STP)	<b>⊖</b> <b>⊖</b> <b>15</b> a		1514			1529				1544		1559		1614					1629
Farringdon (ZFD)	<b>⊖</b> <b>3</b> a		1519			1534				1549		1604		1619					1634
City Thameslink (CTK)	<b>3</b> a		1521			1536				1551		1606		1621					1636
London Blackfriars (BFR)	<b>⊖</b> <b>3</b> a		1523			1538				1553		1608		1623					1638
London Bridge (LBG)	<b>⊖</b> <b>4</b> a		1529			1544				1559		1614		1629					1644
East Croydon (ECR)	<b>⊖</b> a		1545			1558				1615		1628		1645					1658
Redhill (RDH)	a		1605							1635				1705					
Gatwick Airport (GTW)	<b>←</b> <b>10</b> a		1616			1614				1646		1644		1716					1714
Horsham (HRH)	<b>4</b> a		1640							1710				1740					
Brighton (BTN)	<b>10</b> a					1648						1718							1748

**NOTES** (see introductory pages for explanation of train operator codes and standard symbols)

- a Arrival time
- d Departure time

# Kings Lynn, Ely, Cambridge, Peterborough and Stevenage to London, East Croydon, Gatwick Airport, Horsham and Brighton

## Saturdays

Operator 1st Class/Reservations/Bus/Ferry Catering facilities	GR Ⓜ	GN Ⓜ	GN Ⓜ	TL Ⓜ	GR Ⓜ	TL Ⓜ	GN Ⓜ	TL Ⓜ	GR Ⓜ	GN Ⓜ	GR Ⓜ	TL Ⓜ	GR Ⓜ	GN Ⓜ	TL Ⓜ	GR Ⓜ	TL Ⓜ
Kings Lynn (KLN)	d		1442												1542		
Watlington (WTG)	d		1449												1549		
Downham Market (DOW)	d		1456												1556		
Littleport (LTP)	d		1506												1606		
Ely (ELY)	4 a		1517												1614		
Ely (ELY)	4 d		1518							1553					1618		
Waterbeach (WBC)	d		1527							1603					1627		
Cambridge North (CMB)	d		1532							1608					1632		
Cambridge (CBG)	a		1537							1612					1637		
Cambridge (CBG)	d	1526	1544			1553				1614		1623		1626	1644		1653
Foxton (FXN)	d	1535												1635			
Shepreth (STH)	d	1538												1638			
Meldreth (MEL)	d	1541												1641			
Royston (RYS)	d	1546				1608						1638		1646			1708
Ashwell & Morden (AWM)	d					1612						1642					1712
Baldock (BDK)	d	1554				1617						1647		1654			1717
Letchworth Garden City (LET)	d	1557				1620	1627					1650		1657			1720
Peterborough (PBO)	8 d			1524	1550				1554	1611		1630				1624	1650
Huntingdon (HUN)	d			1540					1610						1640		
St Neots (SNO)	d			1548					1618						1648		
Sandy (SDY)	d			1555					1625						1655		
Biggleswade (BIW)	d			1600					1630						1700		
Arlesey (ARL)	d			1605					1635						1705		
Hitchin (HIT)	4 d		1603	1611		1625	1633	1641				1655	1703	1709	1711		1725
Stevenage (SVG)	4 d	1605	1609	1617		1631	1639	1647			1659	1701	1705	1709	1717		1731
Knebworth (KBW)	d		1612				1642							1712			
Welwyn North (WLW)	d		1616				1646							1716			
Welwyn Garden City (WGC)	4 d		1621				1651							1721			
Hatfield (HAT)	d		1624				1654							1724			
Potters Bar (PBR)	d		1630				1700							1730			
Alexandra Palace (AAP)	d		1639				1709							1739			
Finsbury Park (FPK)	⊖ a		1643	1636		1651	1713	1706				1721	1743	1736			1751
Finsbury Park (FPK)	⊖ d		1644	1637		1652	1714	1707				1722	1744	1737			1752
London Kings Cross (KGX)	⊖ 15 a	1631	1650	1632		1640	1720		1700	1702	1722		1730	1750	1732	1738	
St Pancras International (STP)	⊖ 15 a			1644		1659		1714				1729			1744		1759
Farringdon (ZFD)	⊖ 3 a			1649		1704		1719				1734			1749		1804
City Thameslink (CTK)	⊖ 3 a			1651		1706		1721				1736			1751		1806
London Blackfriars (BFR)	⊖ 3 a			1653		1708		1723				1738			1753		1808
London Bridge (LBG)	⊖ 4 a			1659		1714		1729				1744			1759		1814
East Croydon (ECR)	⊖ a			1715		1728		1745				1758			1814		1828
Redhill (RDH)	a			1735				1805							1835		
Gatwick Airport (GTW)	← 10 a			1746		1744		1816				1814			1846		1844
Horsham (HRH)	4 a			1810				1840							1910		
Brighton (BTN)	10 a					1818						1848					1918

NOTES (see introductory pages for explanation of train operator codes and standard symbols)

- a Arrival time  
d Departure time

**Kings Lynn, Ely, Cambridge, Peterborough and Stevenage to London, East Croydon, Gatwick Airport, Horsham and Brighton**

**Saturdays**

Operator 1st Class/Reservations/Bus/Ferry Catering facilities	GN ☐	TL ☐	GR ☐ ☒ ☒	GN ☐	GR ☐ ☒ ☒	TL ☐	GR ☐ ☒ ☒	GN ☐	GN ☐	TL ☐	GR ☐ ☒ ☒	GC ☐ ☒ ☒	TL ☐	GN ☐	TL ☐	GR ☐ ☒ ☒	GN ☐	GR ☐ ☒ ☒	
Kings Lynn (KLN)	d									1642									
Watlington (WTG)	d									1649									
Downham Market (DOW)	d									1656									
Littleport (LTP)	d									1706									
Ely (ELY)	4 a									1714									
Ely (ELY)	4 d			1653						1718								1752	
Waterbeach (WBC)	d			1703						1727								1802	
Cambridge North (CMB)	d			1708						1732								1807	
Cambridge (CBG)	a			1712						1737								1811	
Cambridge (CBG)	d			1714		1723		1726	1744				1753					1814	
Foxton (FXN)	d							1735											
Shepreth (STH)	d							1738											
Meldreth (MEL)	d							1741											
Royston (RYS)	d					1738		1746					1808						
Ashwell & Morden (AWM)	d					1742							1812						
Baldock (BDK)	d					1747		1754					1817						
Letchworth Garden City (LET)	d	1727				1750		1757					1820	1827					
Peterborough (PBO)	8 d		1654	1711		1731					1724	1750	1753			1754	1810	1830	
Huntingdon (HUN)	d		1710								1740					1810			
St Neots (SNO)	d		1718								1748					1818			
Sandy (SDY)	d		1725								1755					1825			
Biggleswade (BIW)	d		1730								1800					1830			
Arlesey (ARL)	d		1735								1805					1835			
Hitchin (HIT)	4 d	1733	1741			1755		1803		1811			1825	1833	1841				
Stevenage (SVG)	4 d	1739	1747			1800	1801	1805	1809	1817			1831	1839	1847			1859	
Knebworth (KBW)	d	1742							1812							1842			
Welwyn North (WLW)	d	1746							1816							1846			
Welwyn Garden City (WGC)	4 d	1751							1821							1851			
Hatfield (HAT)	d	1754							1824							1854			
Potters Bar (PBR)	d	1800							1830							1900			
Alexandra Palace (AAP)	d	1809							1839							1909			
Finsbury Park (FPK)	⊖ a	1813	1806			1821		1843		1836			1851	1913	1906				
Finsbury Park (FPK)	⊖ d	1816	1807			1822		1844		1837			1852	1914	1907				
London Kings Cross (KGX)	⊖ 15 a	1824		1800	1802	1823		1831	1850	1832			1838	1847		1920	1900	1902	1922
St Pancras International (STP)	⊖ 15 a		1814			1829				1844			1859		1914				
Farringdon (ZFD)	⊖ 3 a		1819			1834				1849			1904		1919				
City Thameslink (CTK)	⊖ 3 a		1821			1836				1851			1906		1921				
London Blackfriars (BFR)	⊖ 3 a		1823			1838				1853			1908		1923				
London Bridge (LBG)	⊖ 4 a		1829			1844				1859			1914		1929				
East Croydon (ECR)	⊖ a		1845			1858				1915			1928		1945				
Redhill (RDH)	a		1905							1933					2005				
Gatwick Airport (GTW)	← 10 a		1916			1914				1946			1944		2016				
Horsham (HRH)	4 a		1940							2010					2040				
Brighton (BTN)	10 a					1948							2018						

NOTES (see introductory pages for explanation of train operator codes and standard symbols)

- a Arrival time
- d Departure time

# Kings Lynn, Ely, Cambridge, Peterborough and Stevenage to London, East Croydon, Gatwick Airport, Horsham and Brighton

## Saturdays

Operator 1st Class/Reservations/Bus/Ferry Catering facilities	TL T	GR T R X	GN T	GN T	TL T	GR T R X	TL T	GN T	TL T	GR T R X	GN T	GR T R X	GR T R X	GN T	GN T	TL T	GR T R X	GR T R X
Kings Lynn (KLN)	d			1742											1842			
Watlington (WTG)	d			1749											1849			
Downham Market (DOW)	d			1756											1856			
Littleport (LTP)	d			1806											1906			
Ely (ELY)	4 a			1814											1914			
Ely (ELY)	4 d			1818							1853				1918			
Waterbeach (WBC)	d			1827							1903				1927			
Cambridge North (CMB)	d			1832							1908				1932			
Cambridge (CBG)	a			1837							1912				1937			
Cambridge (CBG)	d	1823		1826	1844			1853			1914			1924	1944			
Foxton (FXN)	d			1835										1933				
Shepreth (STH)	d			1838										1936				
Meldreth (MEL)	d			1841										1939				
Royston (RYS)	d	1838		1846				1908						1944				
Ashwell & Morden (AWM)	d	1842						1912						1949				
Baldock (BDK)	d	1847		1854				1917						1954				
Letchworth Garden City (LET)	d	1850		1857				1920	1927					1957				
Peterborough (PBO)	8 d				1824	1851			1854	1910		1930			1924	1950		
Huntingdon (HUN)	d				1840				1910						1940			
St Neots (SNO)	d				1848				1918						1948			
Sandy (SDY)	d				1855				1925						1955			
Biggleswade (BIW)	d				1900				1930						2000			
Arlesey (ARL)	d				1905				1935						2005			
Hitchin (HIT)	4 d	1855		1903			1911		1925	1933	1941			2002	2011			
Stevenage (SVG)	4 d	1901	1909	1909			1917		1931	1939	1947		1959	2004	2009	2017	2021c	2028
Knebworth (KBW)	d			1913						1942					2012			
Welwyn North (WLW)	d			1919						1946					2016			
Welwyn Garden City (WGC)	4 d			1922						1951					2021			
Hatfield (HAT)	d			1926						1954					2024			
Potters Bar (PBR)	d			1932						2000					2030			
Alexandra Palace (AAP)	d			1940						2009					2039			
Finsbury Park (FPK)	⊖ a	1921		1944		1936		1951	2013	2006					2043	2036		
Finsbury Park (FPK)	⊖ d	1922		1945		1937		1952	2014	2007					2044	2037		
London Kings Cross (KGX)	⊖ 15 a		1933	1951	1935		1946		2020		2001	2002	2022	2028	2050	2032	2046	2052
St Pancras International (STP)	⊖ 15 a	1929			1944		1959			2014						2044		
Farringdon (ZFD)	⊖ 3 a	1934			1949		2004			2019						2049		
City Thameslink (CTK)	3 a	1936			1951		2006			2021						2051		
London Blackfriars (BFR)	⊖ 3 a	1938			1953		2008			2023						2053		
London Bridge (LBG)	⊖ 4 a	1944			1959		2014			2029						2059		
East Croydon (ECR)	⊖ a	1958			2015		2028			2045						2115		
Redhill (RDH)	a				2035					2105						2135		
Gatwick Airport (GTW)	← 10 a	2014			2046		2044			2116						2146		
Horsham (HRH)	4 a				2110					2140						2210		
Brighton (BTN)	10 a	2048					2118											

**NOTES** (see introductory pages for explanation of train operator codes and standard symbols)

- a Arrival time
- d Departure time
- c Arrives 3 minutes earlier



**Kings Lynn, Ely, Cambridge, Peterborough and Stevenage to London, East Croydon, Gatwick Airport, Horsham and Brighton**

**Saturdays**

Operator 1st Class/Reservations/Bus/Ferry Catering facilities	TL ⏰	GN ⏰	GN ⏰	TL ⏰	GR ⏰ ⓧ	GR ⏰ ⓧ	GN ⏰	GN ⏰	TL ⏰	GR ⏰ ⓧ	TL ⏰	GN ⏰	TL ⏰	GR ⏰ ⓧ	GN ⏰	GR ⏰ ⓧ	GR ⏰ ⓧ	GN ⏰		
Kings Lynn (KLN)	d							1942										2012		
Watlington (WTG)	d							1949										2019		
Downham Market (DOW)	d							1956										2026		
Littleport (LTP)	d							2006										2036		
Ely (ELY)	4 a							2017										2045		
Ely (ELY)	4 d		1953					2018										2047		
Waterbeach (WBC)	d		2003					2027										2057		
Cambridge North (CMB)	d		2008					2032										2102		
Cambridge (CBG)	a		2012					2037										2106		
Cambridge (CBG)	d	1953	2014					2026	2044			2053						2114	2124	
Foxton (FXN)	d							2035											2133	
Shepreth (STH)	d							2038											2136	
Meldreth (MEL)	d							2041											2139	
Royston (RYS)	d	2008						2046				2108							2144	
Ashwell & Morden (AWM)	d	2012						2051				2112							2149	
Baldock (BDK)	d	2017						2056				2117							2154	
Letchworth Garden City (LET)	d	2020		2027				2059				2120	2127						2157	
Peterborough (PBO)	8 d			1954	2015				2024	2051				2054	2105		2118	2128		
Huntingdon (HUN)	d			2010					2040					2110						
St Neots (SNO)	d			2018					2048					2118						
Sandy (SDY)	d			2025					2055					2125						
Biggleswade (BIW)	d			2030					2100					2130						
Arlesey (ARL)	d			2035					2105					2135						
Hitchin (HIT)	4 d	2025		2033	2041			2103	2111		2125	2133	2141						2202	
Stevenage (SVG)	4 d	2031		2039	2047		2105	2109	2117	2121	2131	2139	2147			2148	2159		2209	
Knebworth (KBW)	d			2042				2112				2142							2212	
Welwyn North (WLW)	d			2046				2116				2146							2216	
Welwyn Garden City (WGC)	4 d			2051				2121				2151							2221	
Hatfield (HAT)	d			2054				2124				2154							2224	
Potters Bar (PBR)	d			2100				2130				2200							2230	
Alexandra Palace (AAP)	d			2109				2139				2209							2239	
Finsbury Park (FPK)	ⓧ a	2051		2113	2106			2143	2136		2151	2213	2206						2243	
Finsbury Park (FPK)	ⓧ d	2052		2114	2107			2144	2137		2152	2214	2207						2244	
London Kings Cross (KGX)	ⓧ 15 a		2102	2120			2108	2131	2150	2132		2146		2220		2154	2202	2216	2222	2250
St Pancras International (STP)	ⓧ 15 a	2059			2114				2144		2159		2214							
Farringdon (ZFD)	ⓧ 3 a	2104			2119				2149			2204		2219						
City Thameslink (CTK)	ⓧ a																			
London Blackfriars (BFR)	ⓧ 3 a	2108			2123				2153			2208		2223						
London Bridge (LBG)	ⓧ 4 a	2114			2129				2159			2214		2229						
East Croydon (ECR)	ⓧ a	2128			2145				2215			2228		2245						
Redhill (RDH)	a				2205				2235					2305						
Gatwick Airport (GTW)	← 10 a	2144			2216				2246			2244		2318						
Horsham (HRH)	4 a				2240				2310					2342						
Brighton (BTN)	10 a	2218										2318								

NOTES (see introductory pages for explanation of train operator codes and standard symbols)

- a Arrival time
- d Departure time

# Kings Lynn, Ely, Cambridge, Peterborough and Stevenage to London, East Croydon, Gatwick Airport, Horsham and Brighton

## Saturdays

Operator 1st Class/Reservations/Bus/Ferry Catering facilities	GN □	TL □	GR □ □ ⊗	TL □	GN □	GN □	TL □	GN □	GN □	TL □	TL □	GN □	TL □	TL □	GN □	GN □
Kings Lynn (KLN)	d	2042			2112				2142							2258
Watlington (WTG)	d	2049			2119				2149							2306
Downham Market (DOW)	d	2056			2126				2156							2313
Littleport (LTP)	d	2106			2136				2206							2322
Ely (ELY)	4 a	2114			2145				2216							2331
Ely (ELY)	4 d	2118			2147				2218			2253				2331
Waterbeach (WBC)	d	2127			2157				2227			2303				2341
Cambridge North (CMB)	d	2132			2202				2232			2308				2346
Cambridge (CBG)	a	2137			2206				2237			2312				2350
Cambridge (CBG)	d	2144		2153	2214			2224	2244		2253	2314			2333	2353
Foxton (FXN)	d							2233							2342	
Shepreth (STH)	d							2236							2345	
Meldreth (MEL)	d							2239							2348	
Royston (RYS)	d			2208				2244		2308	2328				2353	0008
Ashwell & Morden (AWM)	d			2212				2249		2312					2358	0012
Baldock (BDK)	d			2217				2254		2317					0003	0017
Letchworth Garden City (LET)	d			2220		2227		2257		2320					0006	0020
Peterborough (PBO)	8 d	2124	2150				2154			2224		2254	2318			
Huntingdon (HUN)	d	2140					2210			2240		2310	2334			
St Neots (SNO)	d	2148					2218			2248		2318	2342			
Sandy (SDY)	d	2155					2225			2255		2326	2349			
Biggleswade (BIW)	d	2200					2230			2300		2330	2353			
Arlesey (ARL)	d	2205					2235			2305		2335	2358			
Hitchin (HIT)	4 d	2211		2225		2233	2241	2302		2311	2325	2344	0007	0011	0025	
Stevenage (SVG)	4 d	2217		2231		2239	2247	2309		2317	2331	2350	0013	0017	0031	
Knebworth (KBW)	d					2242		2312						0020		
Welwyn North (WLW)	d					2246		2316						0024		
Welwyn Garden City (WGC)	4 d					2251		2321						0029		
Hatfield (HAT)	d					2254		2324						0032		
Potters Bar (PBR)	d					2300		2330						0038		
Alexandra Palace (AAP)	d					2309		2339						0046		
Finsbury Park (FPK)	⊖ a	2236		2251		2313	2306	2343		2336	2351		0010	0036	0050	0055
Finsbury Park (FPK)	⊖ d	2237		2252		2314	2307	2344		2337	2352		0010	0037	0050	0056
London Kings Cross (KGX)	⊖ 15 a	2232		2239		2302	2320	2350	2332	2343	2358	0007	0018	0045	0058	0104
St Pancras International (STP)	⊖ 15 a	2244		2259			2314									
Farringdon (ZFD)	⊖ 3 a	2249		2304			2319									
City Thameslink (CTK)	3 a															
London Blackfriars (BFR)	⊖ 3 a	2253		2308			2323									
London Bridge (LBG)	⊖ 4 a	2259		2314			2329									
East Croydon (ECR)	⊖ a	2315		2328			2346									
Redhill (RDH)	a	2331					0002									
Gatwick Airport (GTW)	← 10 a	2344		2349			0016									
Horsham (HRH)	4 a	0008					0040									
Brighton (BTN)	10 a			0022												

NOTES (see introductory pages for explanation of train operator codes and standard symbols)

- a Arrival time  
d Departure time

**Kings Lynn, Ely, Cambridge, Peterborough and Stevenage to London, East Croydon, Gatwick Airport, Horsham and Brighton**

**Sundays**

Operator	TL	TL	TL	TL	GN	TL	TL	TL	TL	GN	GN	TL	TL	TL	TL	GN		
Days of operation/Notes	A	A	A	A	A	A	A	A	A	A	A	A	A	A	A	A		
1st Class/Reservations/Bus/Ferry																		
Kings Lynn (KLN)	d																	
Watlington (WTG)	d																	
Downham Market (DOW)	d																	
Littleport (LTP)	d																	
Ely (ELY)	4 a																	
Ely (ELY)	4 d																	
Waterbeach (WBC)	d																	
Cambridge North (CMB)	d																	
Cambridge (CBG)	a																	
Cambridge (CBG)	d				0640					0700	0728						0755	
Foxton (FXN)	d									0709							0804	
Shepreth (STH)	d									0712							0807	
Meldreth (MEL)	d									0715							0810	
Royston (RYS)	d				0655					0720	0743						0816	
Ashwell & Morden (AWM)	d				0659					0725	0747						0820	
Baldock (BDK)	d				0704					0730	0752						0825	
Letchworth Garden City (LET)	d				0707					0733	0755						0829	
Peterborough (PBO)	8 d	0355				0455						0555				0745		
Huntingdon (HUN)	d	0435a	0440			0535a	0540					0635a	0640			0759		
St Neots (SNO)	d		0510a	0515			0610a	0615					0710a	0715		0807		
Sandy (SDY)	d			0535				0635						0735		0815		
Biggleswade (BIW)	d			0545				0645						0745		0819		
Arlesey (ARL)	d			0605				0705						0805		0824		
Hitchin (HIT)	4 d			0623a	0634	0712		0723a	0734	0738	0800			0823a	0830	0834		
Stevenage (SVG)	4 d				0640	0718			0740	0744	0806				0836	0840		
Knebworth (KBW)	d				0644					0748						0844		
Welwyn North (WLW)	d				0647					0751						0847		
Welwyn Garden City (WGC)	4 d				0652					0756						0852		
Hatfield (HAT)	d				0656					0800						0856		
Potters Bar (PBR)	d				0702					0806						0902		
Alexandra Palace (AAP)	d				0710					0814						0910		
Finsbury Park (FPK)	⊖ a				0714	0741			0801	0818	0825					0855	0914	
Finsbury Park (FPK)	⊖ d				0715	0742			0802	0819	0826					0856	0915	
London Kings Cross (KGX)	⊖ 15 a				0723	0750			0810	0825	0832					0902	0921	
St Pancras International (STP)	⊖ 15 a																	
Farringdon (ZFD)	⊖ 3 a																	
City Thameslink (CTK)	⊖ 3 a																	
London Blackfriars (BFR)	⊖ 3 a																	
London Bridge (LBG)	⊖ 4 a																	
East Croydon (ECR)	⊖ a																	
Redhill (RDH)	a																	
Gatwick Airport (GTW)	← 10 a																	
Horsham (HRH)	4 a																	
Brighton (BTN)	10 a																	

**NOTES** (see introductory pages for explanation of train operator codes and standard symbols)

- a Arrival time
- d Departure time
- A Runs from 15 September

**Kings Lynn, Ely, Cambridge, Peterborough and Stevenage to London, East Croydon, Gatwick Airport, Horsham and Brighton**

**Sundays**

Operator	TL	TL	GN	GN	GN	TL	GN		GN	TL	GN	TL	GN	GR	GN	GN	GR	GR	
Days of operation/Notes	B	B	B	B	B	B	B		1	1	1	1	1	1 R	1	1	1 R	1 R	
1st Class/Reservations/Bus/Ferry	1	1	1	1	1	1	1		1	1	1	1	1	1 R	1	1	1 R	1 R	
Catering facilities	1	1	1	1	1	1	1		1	1	1	1	1	1 R	1	1	1 R	1 R	
Kings Lynn (KLN)	d																	0825	
Watlington (WTG)	d																	0832	
Downham Market (DOW)	d																	0839	
Littleport (LTP)	d																	0848	
Ely (ELY)	4 a																	0856	
Ely (ELY)	4 d																	0857	
Waterbeach (WBC)	d																	0906	
Cambridge North (CMB)	d																	0911	
Cambridge (CBG)	a																	0916	
Cambridge (CBG)	d			0640	0700	0728			0822	0828				0855				0922	
Foxton (FXN)	d				0709									0904					
Shepreth (STH)	d				0712									0907					
Meldreth (MEL)	d				0715									0910					
Royston (RYS)	d			0655	0720	0743								0916					
Ashwell & Morden (AWM)	d			0659	0725	0747						0843		0920					
Baldock (BDK)	d			0704	0730	0752						0847		0925					
Letchworth Garden City (LET)	d			0707	0733	0755						0852		0929					
Peterborough (PBO)	8 d	0545	0645				0745						0845		0911		0915	0926	0938
Huntingdon (HUN)	d	0601	0659				0759						0859				0915	0929	
St Neots (SNO)	d	0609	0707				0807						0907				0937		
Sandy (SDY)	d	0616	0715				0815						0915						
Biggleswade (BIW)	d	0620	0719				0819						0919				0948		
Arlesey (ARL)	d	0625	0724				0824						0924						
Hitchin (HIT)	4 d	0634	0734	0712	0738	0800	0830	0834			0900	0904	0930	0934					
Stevenage (SVG)	4 d	0640	0740	0718	0744	0806	0836	0840			0906	0910	0936	0940	0941				
Knebworth (KBW)	d	0644			0748			0844						0914				0944	
Welwyn North (WLW)	d	0647			0751			0847						0917				0947	
Welwyn Garden City (WGC)	4 d	0652			0756			0852						0922				0951	
Hatfield (HAT)	d	0656			0800			0856						0926				0956	
Potters Bar (PBR)	d	0702			0806			0902						0932				1002	
Alexandra Palace (AAP)	d	0710			0814			0910						0940				1010	
Finsbury Park (FPK)	⊖ a	0714	0801	0741	0818	0825	0855	0914			0925	0944	0955	1014					
Finsbury Park (FPK)	⊖ d	0715	0802	0742	0819	0826	0856	0915			0926	0945	0956	1015					
London Kings Cross (KGX)	⊖ 15 a	0723	0810	0750	0825	0832	0902	0921		0911		0951	1002	1021	1005	1011	1020	1016	1026
St Pancras International (STP)	⊖ 15 a										0933								
Farringdon (ZFD)	⊖ 3 a										0938								
City Thameslink (CTK)	⊖ 3 a																		
London Blackfriars (BFR)	⊖ 3 a										0942								
London Bridge (LBG)	⊖ 4 a										0949								
East Croydon (ECR)	⊖ a										1005								
Redhill (RDH)	a																		
Gatwick Airport (GTW)	← 10 a										1020								
Horsham (HRH)	4 a																		
Brighton (BTN)	10 a										1053								

**NOTES** (see introductory pages for explanation of train operator codes and standard symbols)

- a Arrival time
- d Departure time
- B Runs until 8 September

**Kings Lynn, Ely, Cambridge, Peterborough and Stevenage to London, East Croydon, Gatwick Airport, Horsham and Brighton**

**Sundays**

Operator 1st Class/Reservations/Bus/Ferry Catering facilities	TL ⏰	GN ⏰	TL ⏰	GR ⏰ ⓧ	GR ⏰ ⓧ	GN ⏰	GN ⏰	GN ⏰	TL ⏰	GR ⏰ ⓧ	GN ⏰	GR ⏰ ⓧ	TL ⏰	GR ⏰ ⓧ	GR ⏰ ⓧ	GN ⏰	GN ⏰	GN ⏰	
Kings Lynn (KLN)	d							0925											1025
Watlington (WTG)	d							0932											1032
Downham Market (DOW)	d							0940											1039
Littleport (LTP)	d							0949											1048
Ely (ELY)	<b>4</b> a							0957											1056
Ely (ELY)	<b>4</b> d							0958											1057
Waterbeach (WBC)	d							1007											1106
Cambridge North (CMB)	d							1012											1111
Cambridge (CBG)	a							1017											1116
Cambridge (CBG)	d	0928					0955	1022	1028									1055	1122
Foxton (FXN)	d						1004											1104	
Shepreth (STH)	d						1007											1107	
Meldreth (MEL)	d						1010											1110	
Royston (RYS)	d	0943					1016		1043									1116	
Ashwell & Morden (AWM)	d	0947					1020		1047									1120	
Baldock (BDK)	d	0952					1025		1052									1125	
Letchworth Garden City (LET)	d	0955	1000				1029		1055		1100							1129	
Peterborough (PBO)	<b>8</b> d			0945	1004	1008	1015			1036		1041	1045	1105	1109	1115			
Huntingdon (HUN)	d			0959			1029						1059			1129			
St Neots (SNO)	d			1007			1037						1107			1137			
Sandy (SDY)	d			1015									1115						
Biggleswade (BIW)	d			1019			1046						1119			1146			
Arlesey (ARL)	d			1024									1124						
Hitchin (HIT)	<b>4</b> d	1000	1004	1030				1034		1100		1104	1130					1134	
Stevenage (SVG)	<b>4</b> d	1006	1010	1036				1040		1105	1107c	1110	1112	1136				1140	
Knebworth (KBW)	d			1014				1044				1114						1144	
Welwyn North (WLW)	d			1017				1047				1118						1147	
Welwyn Garden City (WGC)	<b>4</b> d			1022				1052				1122						1152	
Hatfield (HAT)	d			1026				1056				1126						1156	
Potters Bar (PBR)	d			1032				1102				1132						1202	
Alexandra Palace (AAP)	d			1040				1110				1140						1210	
Finsbury Park (FPK)	<b>ⓧ</b> a	1025	1044	1054				1114		1125		1144	1155					1214	
Finsbury Park (FPK)	<b>ⓧ</b> d	1026	1045	1055				1115		1126		1145	1156					1215	
London Kings Cross (KGX)	<b>ⓧ</b> <b>15</b> a		1051	1102	1052	1057	1117	1121	1111		1134	1151	1137	1202	1153	1158	1217	1221	1211
St Pancras International (STP)	<b>ⓧ</b> <b>15</b> a	1033								1133									
Farringdon (ZFD)	<b>ⓧ</b> <b>3</b> a	1038								1138									
City Thameslink (CTK)	<b>3</b> a																		
London Blackfriars (BFR)	<b>ⓧ</b> <b>3</b> a	1042								1142									
London Bridge (LBG)	<b>ⓧ</b> <b>4</b> a	1049								1149									
East Croydon (ECR)	<b>ⓧ</b> a	1105								1205									
Redhill (RDH)	a																		
Gatwick Airport (GTW)	<b>ⓧ</b> <b>10</b> a	1120								1220									
Horsham (HRH)	<b>4</b> a																		
Brighton (BTN)	<b>10</b> a	1153								1253									

**NOTES** (see introductory pages for explanation of train operator codes and standard symbols)

- a Arrival time
- d Departure time
- c Arrives 3 minutes earlier

**Kings Lynn, Ely, Cambridge, Peterborough and Stevenage to London, East Croydon, Gatwick Airport, Horsham and Brighton**

**Sundays**

Operator 1st Class/Reservations/Bus/Ferry Catering facilities	GR Ⓜ	TL Ⓜ	GR Ⓜ	TL Ⓜ	GR Ⓜ	GR Ⓜ	GN Ⓜ	GN Ⓜ	TL Ⓜ	GR Ⓜ	TL Ⓜ	GR Ⓜ	GR Ⓜ	GN Ⓜ	GN Ⓜ	GR Ⓜ	GR Ⓜ	TL Ⓜ	
Kings Lynn (KLN)	d							1125								1225			
Watlington (WTG)	d							1132								1232			
Downham Market (DOW)	d							1139								1239			
Littleport (LTP)	d							1148								1248			
Ely (ELY)	4 a							1156								1256			
Ely (ELY)	4 d							1157								1257			
Waterbeach (WBC)	d							1206								1306			
Cambridge North (CMB)	d							1211								1311			
Cambridge (CBG)	a							1216								1316			
Cambridge (CBG)	d		1128				1155	1222	1228						1255	1322			1328
Foxton (FXN)	d						1204								1304				
Shepreth (STH)	d						1207								1307				
Meldreth (MEL)	d						1210								1310				
Royston (RYS)	d		1143				1216		1243						1316				1343
Ashwell & Morden (AWM)	d		1147				1220		1247						1320				1347
Baldock (BDK)	d		1152				1225		1252						1325				1352
Letchworth Garden City (LET)	d		1155				1229		1255						1329				1355
Peterborough (PBO)	8 d	1139		1158	1145	1151	1206					1239	1245	1253	1308			1324	1333
Huntingdon (HUN)	d			1159									1259						
St Neots (SNO)	d			1207									1307						
Sandy (SDY)	d			1215									1315						
Biggleswade (BIW)	d			1219									1319						
Arlesey (ARL)	d			1224									1324						
Hitchin (HIT)	4 d		1200		1230			1234		1300		1330			1334				1400
Stevenage (SVG)	4 d		1206	1227	1236			1240		1306	1309	1336			1340		1354		1406
Knebworth (KBW)	d							1244							1344				
Welwyn North (WLW)	d							1247							1347				
Welwyn Garden City (WGC)	4 d							1252							1352				
Hatfield (HAT)	d							1256							1356				
Potters Bar (PBR)	d							1302							1402				
Alexandra Palace (AAP)	d							1310							1410				
Finsbury Park (FPK)	⊖ a		1225		1255			1314		1325		1355			1414				1425
Finsbury Park (FPK)	⊖ d		1226		1256			1315		1326		1356			1415				1426
London Kings Cross (KGX)	⊖ 15 a	1227		1250	1302	1239	1255	1321	1311			1335	1402	1341	1357	1421	1411	1417	1421
St Pancras International (STP)	⊖ 15 a		1233							1334									1434
Farringdon (ZFD)	⊖ 3 a		1238							1339									1439
City Thameslink (CTK)	⊖ 3 a																		
London Blackfriars (BFR)	⊖ 3 a		1242							1343									1443
London Bridge (LBG)	⊖ 4 a		1249							1350									1450
East Croydon (ECR)	⊖ a		1305							1405									1505
Redhill (RDH)	a																		
Gatwick Airport (GTW)	← 10 a		1320							1420									1520
Horsham (HRH)	4 a																		
Brighton (BTN)	10 a		1353							1453									1553

NOTES (see introductory pages for explanation of train operator codes and standard symbols)

- a Arrival time
- d Departure time

**Kings Lynn, Ely, Cambridge, Peterborough and Stevenage to London, East Croydon, Gatwick Airport, Horsham and Brighton**

**Sundays**

Operator 1st Class/Reservations/Bus/Ferry Catering facilities	TL I	GR I R X	GN I	GN I	GR I R X	TL I	TL I	GR I R X	GN I	GN I	GR I R X	GR I R X	GR I R X	GR I R X	TL I	TL I	GR I R X	GN I		
Kings Lynn (KLN)	d			1325						1425										
Watlington (WTG)	d			1332						1432										
Downham Market (DOW)	d			1339						1439										
Littleport (LTP)	d			1348						1448										
Ely (ELY)	4 a			1356						1456										
Ely (ELY)	4 d			1357						1457										
Waterbeach (WBC)	d			1406						1506										
Cambridge North (CMB)	d			1411						1511										
Cambridge (CBG)	a			1416						1516										
Cambridge (CBG)	d			1355	1422		1428			1455	1522				1528				1555	
Foxton (FXN)	d			1404						1504									1604	
Shepreth (STH)	d			1407						1507									1607	
Meldreth (MEL)	d			1410						1510									1610	
Royston (RYS)	d			1416			1443			1516					1543				1616	
Ashwell & Morden (AWM)	d			1420			1447			1520					1547				1620	
Baldock (BDK)	d			1425			1452			1525					1552				1625	
Letchworth Garden City (LET)	d			1429			1455			1529					1555				1629	
Peterborough (PBO)	8 d	1345	1351				1434			1445	1451			1517	1523	1534	1542		1545	1551
Huntingdon (HUN)	d	1359								1459									1559	
St Neots (SNO)	d	1407								1507									1607	
Sandy (SDY)	d	1415								1515									1615	
Biggleswade (BIW)	d	1419								1519									1619	
Arlesey (ARL)	d	1424								1524									1624	
Hitchin (HIT)	4 d	1430		1434			1500	1530		1534							1600	1630		1634
Stevenage (SVG)	4 d	1436		1440		1503	1506	1536		1540		1548	1554				1606	1636		1640
Knebworth (KBW)	d			1444						1544										1644
Welwyn North (WLW)	d			1447						1547										1647
Welwyn Garden City (WGC)	4 d			1452						1552										1652
Hatfield (HAT)	d			1456						1556										1656
Potters Bar (PBR)	d			1502						1602										1702
Alexandra Palace (AAP)	d			1510						1610										1710
Finsbury Park (FPK)	⊖ a	1455		1514			1525	1555		1614					1625	1655				1714
Finsbury Park (FPK)	⊖ d	1456		1515			1526	1556		1615					1626	1656				1715
London Kings Cross (KGX)	⊖ 15 a	1502	1439	1521	1511	1527		1602	1540	1621	1611	1616	1619	1623	1635			1702	1639	1721
St Pancras International (STP)	⊖ 15 a						1534										1634			
Farringdon (ZFD)	⊖ 3 a						1539										1639			
City Thameslink (CTK)	3 a																			
London Blackfriars (BFR)	⊖ 3 a						1543										1643			
London Bridge (LBG)	⊖ 4 a						1550										1650			
East Croydon (ECR)	⊖ a						1605										1705			
Redhill (RDH)	a																			
Gatwick Airport (GTW)	← 10 a						1620										1720			
Horsham (HRH)	4 a																			
Brighton (BTN)	10 a						1653										1753			

NOTES (see introductory pages for explanation of train operator codes and standard symbols)

- a Arrival time
- d Departure time

# Kings Lynn, Ely, Cambridge, Peterborough and Stevenage to London, East Croydon, Gatwick Airport, Horsham and Brighton

## Sundays

Operator 1st Class/Reservations/Bus/Ferry Catering facilities	GN □	GR □ □ <sup>R</sup> ⊗	GR □ <sup>R</sup> □ <sup>R</sup> ⊗	TL □	TL □	GR □ <sup>R</sup> □ <sup>R</sup> ⊗	GN □	GN □	GR □ <sup>R</sup> □ <sup>R</sup> ⊗	TL □	GR □ <sup>R</sup> □ <sup>R</sup> ⊗	TL □	GR □ <sup>R</sup> □ <sup>R</sup> ⊗	GR □ <sup>R</sup> □ <sup>R</sup> ⊗	GN □	GN □	GR □ <sup>R</sup> □ <sup>R</sup> ⊗	TL □	
Kings Lynn (KLN)	d	1525						1625									1725		
Watlington (WTG)	d	1532						1632									1732		
Downham Market (DOW)	d	1539						1639									1739		
Littleport (LTP)	d	1548						1648									1748		
Ely (ELY)	4 a	1556						1656									1756		
Ely (ELY)	4 d	1557						1657									1757		
Waterbeach (WBC)	d	1606						1706									1806		
Cambridge North (CMB)	d	1611						1711									1811		
Cambridge (CBG)	a	1616						1716									1816		
Cambridge (CBG)	d	1622			1628			1655	1722		1728					1755	1822	1828	
Foxton (FXN)	d							1704								1804			
Shepreth (STH)	d							1707								1807			
Meldreth (MEL)	d							1710								1810			
Royston (RYS)	d				1643			1716		1743						1816		1843	
Ashwell & Morden (AWM)	d				1647			1720		1747						1820		1847	
Baldock (BDK)	d				1652			1725		1752						1825		1852	
Letchworth Garden City (LET)	d				1655			1729		1755						1829		1855	
Peterborough (PBO)	8 d		1635	1642		1645	1650						1805	1745	1750	1814		1832	
Huntingdon (HUN)	d					1659								1759					
St Neots (SNO)	d					1707								1807					
Sandy (SDY)	d					1715								1815					
Biggleswade (BIW)	d					1719								1819					
Arlesey (ARL)	d					1724								1824					
Hitchin (HIT)	4 d				1700	1730		1734			1800					1834		1900	
Stevenage (SVG)	4 d		1704		1706	1736		1740		1804	1806	1834	1836			1840		1906	
Knebworth (KBW)	d							1744								1844			
Welwyn North (WLW)	d							1747								1847			
Welwyn Garden City (WGC)	4 d							1752								1852			
Hatfield (HAT)	d							1756								1856			
Potters Bar (PBR)	d							1802								1902			
Alexandra Palace (AAP)	d							1810								1910			
Finsbury Park (FPK)	⊖ a				1726	1755		1814			1825		1855			1914		1925	
Finsbury Park (FPK)	⊖ d				1727	1756		1815			1826		1856			1915		1926	
London Kings Cross (KGX)	⊖ 15 a	1711	1728	1736		1802	1739	1821	1811	1827			1857	1902	1839	1905	1921	1912	1921
St Pancras International (STP)	⊖ 15 a				1734						1834								1934
Farringdon (ZFD)	⊖ 3 a				1739						1839								1939
City Thameslink (CTK)	3 a																		
London Blackfriars (BFR)	⊖ 3 a				1743						1843								1943
London Bridge (LBG)	⊖ 4 a				1750						1850								1950
East Croydon (ECR)	⊖ a				1805						1905								2005
Redhill (RDH)	a																		
Gatwick Airport (GTW)	← 10 a				1820						1920								2020
Horsham (HRH)	4 a																		
Brighton (BTN)	10 a				1853						1953								2053

NOTES (see introductory pages for explanation of train operator codes and standard symbols)

- a Arrival time  
d Departure time



## Kings Lynn, Ely, Cambridge, Peterborough and Stevenage to London, East Croydon, Gatwick Airport, Horsham and Brighton

### Sundays

Operator 1st Class/Reservations/Bus/Ferry Catering facilities	GR Ⓜ	GN Ⓜ	GR Ⓜ	TL Ⓜ	GR Ⓜ	GR Ⓜ	GN Ⓜ	GN Ⓜ	GR Ⓜ	TL Ⓜ	TL Ⓜ	GR Ⓜ	GR Ⓜ	GN Ⓜ	GN Ⓜ	TL Ⓜ	GR Ⓜ	TL Ⓜ		
Kings Lynn (KLN)	d		1754						1825							1925				
Watlington (WTG)	d								1832							1932				
Downham Market (DOW)	d		1806						1839							1939				
Littleport (LTP)	d		1815						1848							1948				
Ely (ELY)	4 a		1824						1856							1956				
Ely (ELY)	4 d		1825						1857							1957				
Waterbeach (WBC)	d								1906							2006				
Cambridge North (CMB)	d		1838						1911							2011				
Cambridge (CBG)	a		1842						1916							2016				
Cambridge (CBG)	d		1844					1855	1922		1928				1955	2022	2028			
Foxton (FXN)	d							1904							2004					
Shepreth (STH)	d							1907							2007					
Meldreth (MEL)	d							1910							2010					
Royston (RYS)	d							1916			1943				2016		2043			
Ashwell & Morden (AWM)	d							1920			1947				2020		2047			
Baldock (BDK)	d							1925			1952				2025		2052			
Letchworth Garden City (LET)	d							1929			1955				2029		2055			
Peterborough (PBO)	8 d			1903	1845	1852	1913					1945	1954	2016					2045	
Huntingdon (HUN)	d				1859							1959							2059	
St Neots (SNO)	d				1907							2007							2107	
Sandy (SDY)	d				1915							2015							2115	
Biggleswade (BIW)	d				1919							2019							2119	
Arlesey (ARL)	d				1924							2024							2124	
Hitchin (HIT)	4 d				1930				1934			2000	2030			2034		2100	2130	
Stevenage (SVG)	4 d	1910		1932	1936				1940		2004	2006	2036			2040		2106	2111	2136
Knebworth (KBW)	d								1944							2044				
Welwyn North (WLW)	d								1947							2047				
Welwyn Garden City (WGC)	4 d								1952							2052				
Hatfield (HAT)	d								1956							2056				
Potters Bar (PBR)	d								2002							2102				
Alexandra Palace (AAP)	d								2010							2110				
Finsbury Park (FPK)	⊖ a				1955				2014			2026	2055			2114		2125		2155
Finsbury Park (FPK)	⊖ d				1956				2015			2027	2056			2115		2126		2156
London Kings Cross (KGX)	⊖ 15 a	1935	1936	1959	2002	1942	2006	2021	2011	2028			2102	2042	2106	2121	2111		2135	2202
St Pancras International (STP)	⊖ 15 a											2034							2134	
Farringdon (ZFD)	⊖ 3 a											2039							2139	
City Thameslink (CTK)	⊖ 3 a																			
London Blackfriars (BFR)	⊖ 3 a											2043							2143	
London Bridge (LBG)	⊖ 4 a											2050							2150	
East Croydon (ECR)	⊖ a											2105							2205	
Redhill (RDH)	a																			
Gatwick Airport (GTW)	← 10 a											2120							2220	
Horsham (HRH)	4 a																			
Brighton (BTN)	10 a											2153							2253	

NOTES (see introductory pages for explanation of train operator codes and standard symbols)

- a Arrival time  
d Departure time

**Kings Lynn, Ely, Cambridge, Peterborough and Stevenage to London, East Croydon, Gatwick Airport, Horsham and Brighton**

**Sundays**

Operator 1st Class/Reservations/Bus/Ferry Catering facilities	GR Ⓜ	GR Ⓜ	GR Ⓜ	GN Ⓜ	GN Ⓜ	TL Ⓜ	TL Ⓜ	GR Ⓜ	GN Ⓜ	GN Ⓜ	GR Ⓜ	GR Ⓜ	GN Ⓜ	GR Ⓜ	TL Ⓜ	GN Ⓜ
Kings Lynn (KLN)	d				2025					2125						2225
Watlington (WTG)	d				2032					2132						2232
Downham Market (DOW)	d				2039					2139						2239
Littleport (LTP)	d				2048					2148						2248
Ely (ELY)	4 a				2056					2157						2256
Ely (ELY)	4 d				2057					2157						2257
Waterbeach (WBC)	d				2106					2207						2306
Cambridge North (CMB)	d				2111					2212						2311
Cambridge (CBG)	a				2117					2216						2316
Cambridge (CBG)	d			2055	2122	2128			2155	2222			2228			2322
Foxton (FXN)	d			2104					2204							2331
Shepreth (STH)	d			2107					2207							2334
Meldreth (MEL)	d			2110					2210							2337
Royston (RYS)	d			2116		2143			2216				2243			2342
Ashwell & Morden (AWM)	d			2120		2147			2220				2247			2347
Baldock (BDK)	d			2125		2152			2225				2252			2352
Letchworth Garden City (LET)	d			2129		2155			2229				2255			2355
Peterborough (PBO)	8 d	2051	2109	2115				2145	2151			2216	2225		2256	2245
Huntingdon (HUN)	d							2159								2259
St Neots (SNO)	d							2207								2307
Sandy (SDY)	d							2215								2315
Biggleswade (BIW)	d							2219								2319
Arlesey (ARL)	d							2224								2324
Hitchin (HIT)	4 d			2134		2200	2230		2234			2300	2334s	2339		0001
Stevenage (SVG)	4 d			2140		2206	2236		2240		2245	2254	2306	2334s	2339	0008
Knebworth (KBW)	d			2144					2244							0011
Welwyn North (WLW)	d			2147					2247							0015
Welwyn Garden City (WGC)	4 d			2152					2252							0020
Hatfield (HAT)	d			2156					2256							0023
Potters Bar (PBR)	d			2202					2302							0029
Alexandra Palace (AAP)	d			2210					2310							0038
Finsbury Park (FPK)	⊖ a			2214		2225	2255		2314			2325			2358	0042
Finsbury Park (FPK)	⊖ d			2215		2226	2256		2315			2326			2359	0042
London Kings Cross (KGX)	⊖ 15 a	2139	2158	2205	2221	2211		2302	2239	2321	2312	2310	2318	2332	2359	0007
St Pancras International (STP)	⊖ 15 a					2234										
Farringdon (ZFD)	⊖ 3 a					2239										
City Thameslink (CTK)	⊖ 3 a															
London Blackfriars (BFR)	⊖ 3 a					2243										
London Bridge (LBG)	⊖ 4 a					2250										
East Croydon (ECR)	⊖ a					2305										
Redhill (RDH)	a															
Gatwick Airport (GTW)	← 10 a					2320										
Horsham (HRH)	4 a															
Brighton (BTN)	10 a					2353										

NOTES (see introductory pages for explanation of train operator codes and standard symbols)

- a Arrival time
- d Departure time
- s Stops to set down only