

Nottingham to Derby, Matlock, Stoke-on-Trent, Crewe, Birmingham, Cardiff and Bristol

Mondays to Fridays

Operator Days of operation/Notes 1st Class/Reservations/Bus/Ferry Catering facilities	EM A	EM	XC B 1◇	EM	EM C	EM	XC 1◇	EM	EM A	EM D	XC E 1◇	EM F	XC G 1◇	EM	XC 1◇	EM A	EM	EM H		
Grimsby Town (GMB)	d																			
Lincoln (LCN)	d																0614			
Newark Castle (NCT)	d																0642	0625		
Nottingham (NOT)	8 d	0514			0553			0600		0612			0639			0653	0704	0712	0716	0727
Beeston (BEE)	d	0519a			0559			0606		0617a			0645			0659	0710	0717a	0723	0733
Attenborough (ATB)	d							0609								0702	0713			0736a
Long Eaton (LGE)	d				0608	0613		0620					0659			0709	0724			0731
Spondon (SPO)	d							0627								0716				
Derby (DBY)	6 a				0619	0622		0633					0701	0708		0722	0734			0741
Derby (DBY)	6 d		0540	0610	0644		0633	0638	0644		0654	0713		0728	0734	0738				0745
Duffield (DFI)	d		0547				0640									0741				
Belper (BLP)	d		0552				0645				0702a					0746				
Ambergate (AMB)	d		0557				0650									0751				
Whatstandwell (WTS)	d		0601				0654									0755				
Cromford (CMF)	d		0606				0700									0801				
Matlock Bath (MTB)	d		0609				0702									0804				
Matlock (MAT)	a		0612				0705									0807				
Peartree (PEA)	d								0647											0748
Tutbury & Hatton (TUT)	d								0659											0800
Uttoxeter (UTT)	d								0709											0810
Blythe Bridge (BYB)	d								0723											0824
Longton (LGN)	d								0729											0830
Stoke-on-Trent (SOT)	d								0736											0837
Longport (LPT)	d																			0842
Kidsgrove (KDG)	d								0744											0848
Alsager (ASG)	d								0748											0852
Crewe (CRE)	10 a								0757											0900
Willington (WIL)	d																0745			
Burton-on-Trent (BUT)	d			0621				0650					0723		0738		0752			
Tamworth (TAM)	d			0631				0701					0734		0749		0803			
Wilnecote (WNE)	d							0705									0807			
Water Orton (WTO)	d																			
Birmingham New Street (BHM)	12 a			0653				0725					0756		0806		0825			
University (UNI)	a							0736									0836			
Worcestershire Parkway (WOP)	a							0758									0858			
Ashchurch for Tewkesbury (ASC)	a																			
Cheltenham Spa (CNM)	a			0756				0814					0850				0915			
Gloucester (GCR)	7 a							0824									0925			
Lydney (LYD)	a																			
Chepstow (CPW)	a																			0953
Newport (South Wales) (NWP)	a							0853									1010			
Cardiff Central (CDF)	7 a							0925									1025			
Bristol Parkway (BPW)	7 a			0829												0920				
Bristol Temple Meads (BRI)	10 a			0839												0935				

For the complete service between Lincoln and Nottingham see table 057
 For the complete service between Stoke-on-Trent and Crewe see table 076
 For the complete service between Water Orton and Birmingham see table 054
 For the complete service between Birmingham and Cheltenham Spa/Cardiff/Bristol see table 132

NOTES (see introductory pages for explanation of train operator codes and standard symbols)

- a Arrival time
- d Departure time
- A To London St Pancras Intl
- B To Plymouth
- C From Leicester to Sheffield
- D To Sheffield
- E To Bournemouth
- F From London St Pancras Intl to Sheffield
- G From Leeds to Plymouth
- H To Leicester

Nottingham to Derby, Matlock, Stoke-on-Trent, Crewe, Birmingham, Cardiff and Bristol

Mondays to Fridays

Operator Days of operation/Notes 1st Class/Reservations/Bus/Ferry Catering facilities	XC 1◇	EM C ⚡	XC J 1◇	EM	XC 1◇	EM A ⚡	EM	EM H	XC K 111 ⚡	XC 1◇	EM F ⚡	XC L 1◇ ⚡	EM	XC 1◇ ⚡	EM A ⚡	EM H	XC 1◇	
Grimsby Town (GMB)	d																0741	
Lincoln (LCN)	d																0838	
Newark Castle (NCT)	d						0736									0841	0906	
Nottingham (NOT)	8 d	0737			0753	0808	0813	0817	0824		0839		0854	0907	0912	0916	0929	0941
Beeston (BEE)	d	0743			0759	0814	0818a	0823	0831		0845		0900	0913	0917a	0922	0935	
Attenborough (ATB)	d				0802				0834a				0903				0939a	
Long Eaton (LGE)	d	0752	0805		0809	0827		0832			0854	0902	0910	0927		0931		
Spondon (SPO)	d				0816						0901		0917					
Derby (DBY)	6 a	0802	0814		0823	0838		0843			0907	0911	0923	0937		0943		1002
Derby (DBY)	6 d	0806		0828	0836	0842		0847		0852	0910		0931	0935	0941		0947	1010
Duffield (DFI)	d				0843								0942					
Belper (BLP)	d				0848								0947					
Ambergate (AMB)	d				0853								0952					
Whatstandwell (WTS)	d				0857								0956					
Cromford (CMF)	d				0902								1002					
Matlock Bath (MTB)	d				0905								1004					
Matlock (MAT)	a				0908								1007					
Peartree (PEA)	d																	
Tutbury & Hatton (TUT)	d							0901								1000		
Uttoxeter (UTT)	d							0911								1010		
Blythe Bridge (BYB)	d							0924								1024		
Longton (LGN)	d							0930								1030		
Stoke-on-Trent (SOT)	d							0937								1037		
Longport (LPT)	d																	
Kidsgrove (KDG)	d							0945								1045		
Alsager (ASG)	d							0949								1049		
Crewe (CRE)	10 a							0958								1058		
Willington (WIL)	d												0949					
Burton-on-Trent (BUT)	d	0818		0838		0853				0921		0941		0955				1021
Tamworth (TAM)	d	0830		0850c		0904				0933				1007				1033
Wilnecote (WNE)	d	0834								0937								1037
Water Orton (WTO)	d	0844																
Birmingham New Street (BHM)	12 a	0855		0908		0923			0928	0955		1004		1027				1055
University (UNI)	a					0936										1036		
Worcestershire Parkway (WOP)	a					0958										1058		
Ashchurch for Tewkesbury (ASC)	a																	
Cheltenham Spa (CNM)	a			0950		1014						1050		1116				
Gloucester (GCR)	7 a					1025								1125				
Lydney (LYD)	a					1046												
Chepstow (CPW)	a															1153		
Newport (South Wales) (NWP)	a					1111										1210		
Cardiff Central (CDF)	7 a					1125										1225		
Bristol Parkway (BPW)	7 a			1020									1121					
Bristol Temple Meads (BRI)	10 a			1033									1131					

NOTES (see introductory pages for explanation of train operator codes and standard symbols)

- a Arrival time
- d Departure time
- c Arrives 3 minutes earlier

- A To London St Pancras Intl
- C From Leicester to Sheffield
- F From London St Pancras Intl to Sheffield
- H To Leicester
- J From York to Plymouth
- K From Newcastle to Reading
- L From Newcastle to Plymouth

Nottingham to Derby, Matlock, Stoke-on-Trent, Crewe, Birmingham, Cardiff and Bristol

Mondays to Fridays

Operator Days of operation/Notes 1st Class/Reservations/Bus/Ferry Catering facilities	EM F	XC M 1◇	EM XC 1◇	EM XC A	EM EM H	XC K 1◇	XC 1◇	EM F	XC M 1◇	EM XC A	EM XC H	EM XC F	XC M 1◇						
Grimsby Town (GMB)	d					0839													
Lincoln (LCN)	d					0935							1035						
Newark Castle (NCT)	d				0936	1003							1104						
Nottingham (NOT)	8 d		0954	1007	1012	1017	1027		1041				1054	1107	1112	1127	1141		
Beeston (BEE)	d		1000	1013	1017a	1023	1033						1100	1113	1117a	1133			
Attenborough (ATB)	d						1036a						1103			1136a			
Long Eaton (LGE)	d	1002		1010	1027					1059			1111	1126			1159		
Spondon (SPO)	d			1017															
Derby (DBY)	6 a	1011		1023	1038		1043			1102	1108		1123	1136			1202	1208	
Derby (DBY)	6 d		1031	1035	1041	1047		1053	1110		1131	1134	1141				1210		1231
Duffield (DFI)	d			1042															
Belper (BLP)	d			1047															
Ambergate (AMB)	d			1053															
Whatstandwell (WTS)	d			1057															
Cromford (CMF)	d			1103															
Matlock Bath (MTB)	d			1106															
Matlock (MAT)	a			1109															
Peartree (PEA)	d																		
Tutbury & Hatton (TUT)	d					1100													
Uttoxeter (UTT)	d					1110													
Blythe Bridge (BYB)	d					1124													
Longton (LGN)	d					1130													
Stoke-on-Trent (SOT)	d					1137													
Longport (LPT)	d																		
Kidsgrove (KDG)	d						1145												
Alsager (ASG)	d						1149												
Crewe (CRE)	10 a						1158												
Willington (WIL)	d																		
Burton-on-Trent (BUT)	d			1053					1121					1152			1221		
Tamworth (TAM)	d		1049	1104					1133					1204			1232	1249	
Wilnecote (WNE)	d								1137								1236		
Water Orton (WTO)	d																		
Birmingham New Street (BHM)	12 a		1106	1124				1128	1155		1204		1222			1255		1305	
University (UNI)	a			1136										1236					
Worcestershire Parkway (WOP)	a			1158										1258					
Ashchurch for Tewkesbury (ASC)	a																		
Cheltenham Spa (CNM)	a		1150	1214						1250				1314				1350	
Gloucester (GCR)	7 a			1226										1326					
Lydney (LYD)	a													1345					
Chepstow (CPW)	a				1253														
Newport (South Wales) (NWP)	a				1310									1410					
Cardiff Central (CDF)	7 a				1324									1424					
Bristol Parkway (BPW)	7 a		1220										1320					1420	
Bristol Temple Meads (BRI)	10 a		1234										1332					1432	

NOTES (see introductory pages for explanation of train operator codes and standard symbols)

- a Arrival time
- d Departure time
- A To London St Pancras Intl
- F From London St Pancras Intl to Sheffield
- H To Leicester
- K From Newcastle to Reading
- M From Edinburgh to Plymouth

Nottingham to Derby, Matlock, Stoke-on-Trent, Crewe, Birmingham, Cardiff and Bristol

Mondays to Fridays

Operator Days of operation/Notes 1st Class/Reservations/Bus/Ferry Catering facilities	EM	X C	EM A	EM	EM H	X K	X C	EM F	X C	EM	X C	EM A	EM	EM H	X C	EM F	X C	EM
		1 ◇ ⌘	⌘			1 ◇ ⌘	1 ◇ ⌘	⌘	1 ◇ ⌘		1 ◇ ⌘	⌘			1 ◇ ⌘	⌘	1 ◇ ⌘	
Grimsby Town (GMB)	d				1041													
Lincoln (LCN)	d				1135									1236				
Newark Castle (NCT)	d			1136	1203								1246	1304				
Nottingham (NOT)	8 d	1154	1207	1212	1216	1227		1241			1254	1307	1312	1317	1328	1341		1354
Beeston (BEE)	d	1200	1213	1217a	1222	1233					1300	1313	1317a	1323	1335			1400
Attenborough (ATB)	d					1236a					1303				1339a			
Long Eaton (LGE)	d	1209	1224		1231			1259			1311	1325		1331			1400	1410
Spondon (SPO)	d	1215																1416
Derby (DBY)	6 a	1222	1234		1242			1301	1308		1323	1336		1344		1402	1409	1422
Derby (DBY)	6 d	1234	1238		1246		1255	1310		1331	1334	1340		1348		1410		1431
Duffield (DFI)	d	1241									1341							1441
Belper (BLP)	d	1246									1346							1446
Ambergate (AMB)	d	1251									1351							1451
Whatstandwell (WTS)	d	1255									1355							1455
Cromford (CMF)	d	1301									1400							1500
Matlock Bath (MTB)	d	1303									1403							1503
Matlock (MAT)	a	1306									1406							1506
Peartree (PEA)	d																	
Tutbury & Hatton (TUT)	d				1300									1401				
Uttoxeter (UTT)	d				1310									1411				
Blythe Bridge (BYB)	d				1324									1425				
Longton (LGN)	d				1330									1431				
Stoke-on-Trent (SOT)	d				1337									1437				
Longport (LPT)	d																	
Kidsgrove (KDG)	d				1345									1445				
Alsager (ASG)	d				1349									1449				
Crewe (CRE)	10 a				1358									1459				
Willington (WIL)	d							1317										
Burton-on-Trent (BUT)	d		1251					1324		1341		1351				1421		
Tamworth (TAM)	d		1303					1336				1403				1433		1449
Wilnecote (WNE)	d															1437		
Water Orton (WTO)	d																	
Birmingham New Street (BHM)	12 a		1325			1328	1355			1404		1422				1456		1506
University (UNI)	a		1336									1436						
Worcestershire Parkway (WOP)	a		1358									1458						
Ashchurch for Tewkesbury (ASC)	a																	
Cheltenham Spa (CNM)	a		1414							1450		1514						1550
Gloucester (GCR)	7 a		1425									1525						
Lydney (LYD)	a																	
Chepstow (CPW)	a		1452									1553						
Newport (South Wales) (NWP)	a		1511									1611						
Cardiff Central (CDF)	7 a		1525									1625						
Bristol Parkway (BPW)	7 a									1520								1620
Bristol Temple Meads (BRI)	10 a									1534								1631

NOTES (see introductory pages for explanation of train operator codes and standard symbols)

- a Arrival time
- d Departure time
- A To London St Pancras Intl
- F From London St Pancras Intl to Sheffield
- H To Leicester
- K From Newcastle to Reading
- N From Glasgow Central to Plymouth
- P From Edinburgh to Penzance

Nottingham to Derby, Matlock, Stoke-on-Trent, Crewe, Birmingham, Cardiff and Bristol

Mondays to Fridays

Operator Days of operation/Notes 1st Class/Reservations/Bus/Ferry Catering facilities	XC	EM	EM	EM	XC	XC	EM	XC	EM	XC	EM	EM	EM	XC	EM	XC	EM	XC	
	1◇ ⚡	A ⚡		H ⚡	K 1◇ ⚡	1◇ ⚡	F ⚡	Q 1◇ ⚡		1◇ ⚡	A ⚡		H ⚡	1◇ ⚡	F ⚡	M 1◇ ⚡		1◇ ⚡	
Grimsby Town (GMB)	d			1241															
Lincoln (LCN)	d			1336									1437						
Newark Castle (NCT)	d		1343	1404								1438	1504						
Nottingham (NOT)	8 d	1407	1412	1417	1427		1441			1454	1507	1512	1517	1528	1541			1554	1607
Beeston (BEE)	d	1413	1417a	1423	1433					1500	1513	1517a	1523	1534				1600	1613
Attenborough (ATB)	d				1437a					1503				1537a				1603	
Long Eaton (LGE)	d	1424		1432				1459		1511	1524		1531			1559		1610	1624
Spondon (SPO)	d																	1616	
Derby (DBY)	6 a	1435		1443			1504	1508		1522	1535		1543		1601	1609		1622	1635
Derby (DBY)	6 d	1439		1447		1453	1510		1528	1534	1538		1547		1610		1631	1634	1639
Duffield (DFI)	d									1541								1641	
Belper (BLP)	d									1546								1646	
Ambergate (AMB)	d									1551								1651	
Whatstandwell (WTS)	d									1555								1655	
Cromford (CMF)	d									1600								1700	
Matlock Bath (MTB)	d									1603								1703	
Matlock (MAT)	a									1606								1706	
Peartree (PEA)	d																		
Tutbury & Hatton (TUT)	d			1500									1600						
Uttoxeter (UTT)	d			1510									1610						
Blythe Bridge (BYB)	d			1524									1624						
Longton (LGN)	d			1530									1630						
Stoke-on-Trent (SOT)	d			1537									1637						
Longport (LPT)	d																		
Kidsgrove (KDG)	d			1545									1645						
Alsager (ASG)	d			1549									1649						
Crewe (CRE)	10 a			1558									1658						
Willington (WIL)	d						1517												
Burton-on-Trent (BUT)	d	1450					1524		1539		1550				1621				1651
Tamworth (TAM)	d	1500					1536				1602				1634		1649		1703
Wilnecote (WNE)	d														1638				
Water Orton (WTO)	d																		
Birmingham New Street (BHM)	12 a	1523				1528	1556		1604		1625				1657		1706		1723
University (UNI)	a	1536									1636								1736
Worcestershire Parkway (WOP)	a	1558									1658								1758
Ashchurch for Tewkesbury (ASC)	a										1708								1808
Cheltenham Spa (CNM)	a	1614							1650		1718				1750				1818
Gloucester (GCR)	7 a	1625									1727								1828
Lydney (LYD)	a	1645									1749								
Chepstow (CPW)	a	1655																	
Newport (South Wales) (NWP)	a	1712									1814								1915
Cardiff Central (CDF)	7 a	1726									1828								1928
Bristol Parkway (BPW)	7 a									1720								1820	
Bristol Temple Meads (BRI)	10 a									1731								1833	

NOTES (see introductory pages for explanation of train operator codes and standard symbols)

- a Arrival time
- d Departure time
- A To London St Pancras Intl
- F From London St Pancras Intl to Sheffield
- H To Leicester
- K From Newcastle to Reading
- M From Edinburgh to Plymouth
- Q From Aberdeen to Penzance

Nottingham to Derby, Matlock, Stoke-on-Trent, Crewe, Birmingham, Cardiff and Bristol

Mondays to Fridays

Operator Days of operation/Notes 1st Class/Reservations/Bus/Ferry Catering facilities	EM A	EM	EM H	XC F	EM F	XC M	EM	XC	EM A	EM	EM H	XC R	XC	EM F	EM	XC M	XC	EM A
	⌘		⌘	⌘	⌘	⌘		⌘	⌘			⌘	⌘	⌘		⌘	⌘	⌘
Grimsby Town (GMB)	d		1438															
Lincoln (LCN)	d		1533									1634						
Newark Castle (NCT)	d		1559							1639	1705							
Nottingham (NOT)	8 d	1612	1616	1628	1641		1654	1707	1712	1717	1728		1741		1754		1805	1810
Beeston (BEE)	d	1617a	1622	1634			1700	1713	1717a	1723	1734				1800		1811	1815a
Attenborough (ATB)	d			1637a			1703				1738a				1803			
Long Eaton (LGE)	d		1632			1659	1710	1724		1732			1753	1804	1810		1821	
Spondon (SPO)	d						1717						1800		1816			
Derby (DBY)	6 a		1644		1703	1708	1723	1735		1743			1806	1813	1822		1831	
Derby (DBY)	6 d		1647		1710		1731	1734	1738		1746		1753	1810	1824	1831	1839	
Duffield (DFI)	d						1741								1831			
Belper (BLP)	d						1746								1836			
Ambergate (AMB)	d						1751								1841			
Whatstandwell (WTS)	d						1755								1845			
Cromford (CMF)	d						1800								1850			
Matlock Bath (MTB)	d						1803								1853			
Matlock (MAT)	a						1806								1856			
Peartree (PEA)	d		1650							1749								
Tutbury & Hatton (TUT)	d		1702							1801								
Uttoxeter (UTT)	d		1712							1811								
Blythe Bridge (BYB)	d		1726							1825								
Longton (LGN)	d		1732							1831								
Stoke-on-Trent (SOT)	d		1738							1837								
Longport (LPT)	d																	
Kidsgrove (KDG)	d		1746							1845								
Alsager (ASG)	d		1750							1849								
Crewe (CRE)	10 a		1800							1859								
Wilmington (WIL)	d			1717									1817					
Burton-on-Trent (BUT)	d			1724		1741		1750					1824					1850
Tamworth (TAM)	d			1736				1801					1836			1849	1902	
Wilnecote (WNE)	d							1805										
Water Orton (WTO)	d																	
Birmingham New Street (BHM)	12 a			1755		1806		1823				1828	1855			1906	1921	
University (UNI)	a							1836										1936
Worcestershire Parkway (WOP)	a							1858										1958
Ashchurch for Tewkesbury (ASC)	a																	
Cheltenham Spa (CNM)	a					1850		1914							1950	2014		
Gloucester (GCR)	7 a					1901		1924								2023		
Lydney (LYD)	a																	
Chepstow (CPW)	a																	
Newport (South Wales) (NWP)	a							2011										2108
Cardiff Central (CDF)	7 a							2025										2124
Bristol Parkway (BPW)	7 a					1934										2020		
Bristol Temple Meads (BRI)	10 a					1947										2032		

NOTES (see introductory pages for explanation of train operator codes and standard symbols)

- a Arrival time
d Departure time
- A To London St Pancras Intl
F From London St Pancras Intl to Sheffield
H To Leicester
M From Edinburgh to Plymouth
R From York

Nottingham to Derby, Matlock, Stoke-on-Trent, Crewe, Birmingham, Cardiff and Bristol

Mondays to Fridays

Operator Days of operation/Notes 1st Class/Reservations/Bus/Ferry Catering facilities	EM	EM H	XC 1◇	EM F	XC M 1◇	EM	XC FO S 1◇	XC FX S 1◇	EM A	EM	EM H	XC 1◇	EM F	EM	EM A	XC T 1◇	EM	EM H	
Grimsby Town (GMB)	d	1641																	1838
Lincoln (LCN)	d	1736									1835								1932
Newark Castle (NCT)	d	1738	1808							1841	1903							1944	2001
Nottingham (NOT)	8 d	1815	1837	1845		1856	1908	1908	1912	1917	1927	1935		1954	2011		2015	2024	
Beeston (BEE)	d	1821	1843			1902	1914	1914	1918a	1923	1933	1941		2000	2016a		2021	2031	
Attenborough (ATB)	d		1846a			1905					1937a							2034a	
Long Eaton (LGE)	d	1831			1903	1913	1928	1928		1933		1953	2003	2010			2029		
Spondon (SPO)	d													2016					
Derby (DBY)	6 a	1843		1909	1912	1924	1938	1938		1943		2004	2012	2021			2041		
Derby (DBY)	6 d	1847		1912		1931	1935	1942		1947		2010		2023		2031	2046		
Duffield (DFI)	d						1942							2030					
Belper (BLP)	d						1947							2035					
Ambergate (AMB)	d						1952							2040					
Whatstandwell (WTS)	d						1956							2044					
Cromford (CMF)	d						2001							2049					
Matlock Bath (MTB)	d						2004							2052					
Matlock (MAT)	a						2007							2055					
Peartree (PEA)	d																		
Tutbury & Hatton (TUT)	d	1901								2000							2100		
Uttoxeter (UTT)	d	1911								2010							2110		
Blythe Bridge (BYB)	d	1924								2024							2124		
Longton (LGN)	d	1930								2030							2130		
Stoke-on-Trent (SOT)	d	1936								2037							2137		
Longport (LPT)	d																		
Kidsgrove (KDG)	d	1945								2045							2145		
Alsager (ASG)	d	1949								2049							2149		
Crewe (CRE)	10 a	1958								2058							2158		
Wilmington (WIL)	d																		
Burton-on-Trent (BUT)	d			1923		1941		1954	1954				2021						
Tamworth (TAM)	d			1935				2005	2005				2033			2049			
Wilnecote (WNE)	d			1939									2037						
Water Orton (WTO)	d																		
Birmingham New Street (BHM)	12 a			1956		2005		2024	2024				2055			2107			
University (UNI)	a							2036	2036										
Worcestershire Parkway (WOP)	a							2058	2058										
Ashchurch for Tewkesbury (ASC)	a																		
Cheltenham Spa (CNM)	a				2050			2114	2114							2150			
Gloucester (GCR)	7 a							2123	2123							2200			
Lydney (LYD)	a							2143	2143										
Chepstow (CPW)	a							2153	2153										
Newport (South Wales) (NWP)	a							2215	2216										
Cardiff Central (CDF)	7 a							2228	2236										
Bristol Parkway (BPW)	7 a					2121											2230		
Bristol Temple Meads (BRI)	10 a					2136											2243		

NOTES (see introductory pages for explanation of train operator codes and standard symbols)

- a Arrival time
- d Departure time
- A To London St Pancras Intl
- F From London St Pancras Intl to Sheffield
- H To Leicester
- M From Edinburgh to Plymouth
- S Also calls at Caldicot 2201 and Severn Tunnel Jn 2204
- T From Edinburgh
- FO Fridays only
- FX Not Fridays

Nottingham to Derby, Matlock, Stoke-on-Trent, Crewe, Birmingham, Cardiff and Bristol

Mondays to Fridays

Operator Days of operation/Notes	XC	EM A	EM F	XC T	EM	EM	XC	EM A	EM F	EM	EM H	XC T	EM F	EM	EM H	EM F	EM	EM TSM U	
1st Class/Reservations/Bus/Ferry Catering facilities	1◇	♫	♫	1◇ ♫			1◇	♫	♫			1◇ ♫	♫			♫		♫	
Grimsby Town (GMB)	d																		
Lincoln (LCN)	d																		
Newark Castle (NCT)	d																		
Nottingham (NOT)	8 d	2041	2049		2054	2119	2136	2140		2155	2158			2257	2320		2349		
Beeston (BEE)	d	2047	2054a		2100	2125	2142	2148a		2201	2205				2326a		2354		
Attenborough (ATB)	d				2103		2145				2208a						2358		
Long Eaton (LGE)	d	2056		2103	2110	2133	2153		2159	2209			2300			2359	0004	0152	
Spondon (SPO)	d						2200			2216									
Derby (DBY)	6 a	2106		2112	2121	2143	2206		2210	2222			2309	2319		0008	0015	0201	
Derby (DBY)	6 d	2110			2131	2137	2147	2210			2234		2250						
Duffield (DFI)	d					2144					2241								
Belper (BLP)	d					2149					2246								
Ambergate (AMB)	d					2154					2251								
Whatstandwell (WTS)	d					2158					2255								
Cromford (CMF)	d					2203					2300								
Matlock Bath (MTB)	d					2206					2303								
Matlock (MAT)	a					2209					2306								
Peartree (PEA)	d																		
Tutbury & Hatton (TUT)	d						2200												
Uttoxeter (UTT)	d						2210												
Blythe Bridge (BYB)	d						2224												
Longton (LGN)	d						2230												
Stoke-on-Trent (SOT)	d						2237												
Longport (LPT)	d																		
Kidsgrove (KDG)	d						2245												
Alsager (ASG)	d						2249												
Crewe (CRE)	10 a						2258												
Willington (WIL)	d	2117																	
Burton-on-Trent (BUT)	d	2124		2141			2221					2300							
Tamworth (TAM)	d	2136		2151			2232					2310							
Wilnecote (WNE)	d	2140					2236												
Water Orton (WTO)	d																		
Birmingham New Street (BHM)	12 a	2158		2208			2301					2327							
University (UNI)	a																		
Worcestershire Parkway (WOP)	a																		
Ashchurch for Tewkesbury (ASC)	a																		
Cheltenham Spa (CNM)	a			2250															
Gloucester (GCR)	7 a																		
Lydney (LYD)	a																		
Chepstow (CPW)	a																		
Newport (South Wales) (NWP)	a																		
Cardiff Central (CDF)	7 a																		
Bristol Parkway (BPW)	7 a			2320															
Bristol Temple Meads (BRI)	10 a			2331															

NOTES (see introductory pages for explanation of train operator codes and standard symbols)

- a Arrival time
- d Departure time
- A To London St Pancras Intl
- F From London St Pancras Intl to Sheffield
- H To Leicester
- T From Edinburgh
- U From London St Pancras Intl
- TSM Tuesday to Saturday mornings

Nottingham to Derby, Matlock, Stoke-on-Trent, Crewe, Birmingham, Cardiff and Bristol

Saturdays

Operator Days of operation/Notes 1st Class/Reservations/Bus/Ferry Catering facilities	EM	XC A 1◇	EM	EM B ⌘	XC 1◇	EM C ⌘	EM D ⌘	XC E 1◇	EM F ⌘	EM	XC G 1◇	XC 1◇	EM C ⌘	EM	EM H	XC 1◇	EM F ⌘	XC J 1◇	
Grimsby Town (GMB)	d																		
Lincoln (LCN)	d															0629			
Newark Castle (NCT)	d															0658			
Nottingham (NOT)	8 d			0542		0600	0612		0642		0653		0703	0712	0716	0727	0737		
Beeston (BEE)	d			0548		0606	0617a		0648		0659		0709	0717a	0722	0733	0743		
Attenborough (ATB)	d			0551		0609					0702					0737a			
Long Eaton (LGE)	d			0558	0613	0617				0701	0710		0721		0731		0752	0757	
Spondon (SPO)	d			0605		0624					0716								
Derby (DBY)	6 a			0611	0622	0631			0703	0709	0721		0731		0742		0802	0806	
Derby (DBY)	6 d	0542	0610	0630		0637		0655	0713		0724	0728	0736		0745		0806		0828
Duffield (DFI)	d	0549		0637							0731								
Belper (BLP)	d	0554		0642			0702a				0736								
Ambergate (AMB)	d	0559		0647							0741								
Whatstandwell (WTS)	d	0603		0651							0745								
Cromford (CMF)	d	0608		0657							0750								
Matlock Bath (MTB)	d	0611		0659							0753								
Matlock (MAT)	a	0614		0702							0756								
Peartree (PEA)	d														0748				
Tutbury & Hatton (TUT)	d														0800				
Uttoxeter (UTT)	d														0810				
Blythe Bridge (BYB)	d														0822				
Longton (LGN)	d														0827				
Stoke-on-Trent (SOT)	d														0835				
Longport (LPT)	d														0840				
Kidsgrove (KDG)	d														0846				
Alsager (ASG)	d														0850				
Crewe (CRE)	10 a														0858				
Willington (WIL)	d												0743						
Burton-on-Trent (BUT)	d		0620		0649			0723			0738	0750					0818		0838
Tamworth (TAM)	d		0631		0702			0734			0749	0803					0829		0848
Wilnecote (WNE)	d				0706							0807					0833		
Water Orton (WTO)	d																0844		
Birmingham New Street (BHM)	12 a		0648		0725			0756			0806	0824					0855		0905
University (UNI)	a				0736							0836							
Worcestershire Parkway (WOP)	a				0758							0858							
Ashchurch for Tewkesbury (ASC)	a																		
Cheltenham Spa (CNM)	a		0750		0814						0850	0914							0950
Gloucester (GCR)	7 a				0824							0924							
Lydney (LYD)	a																		
Chepstow (CPW)	a				0853							0953							
Newport (South Wales) (NWP)	a				0912							1012							
Cardiff Central (CDF)	7 a				0926							1027							
Bristol Parkway (BPW)	7 a		0820								0920								1020
Bristol Temple Meads (BRI)	10 a		0834								0931								1036

NOTES (see introductory pages for explanation of train operator codes and standard symbols)

- a Arrival time
- d Departure time
- A To Plymouth
- B From Leicester to Sheffield
- C To London St Pancras Intl
- D To Sheffield
- E To Bournemouth
- F From London St Pancras Intl to Sheffield
- G From Leeds to Plymouth
- H To Leicester
- J From York to Plymouth

Nottingham to Derby, Matlock, Stoke-on-Trent, Crewe, Birmingham, Cardiff and Bristol

Saturdays

Operator Days of operation/Notes 1st Class/Reservations/Bus/Ferry Catering facilities	EM	XC 1◇	EM C ⌘	EM	EM K	XC L 1◇ ⌘	XC 1◇	EM F ⌘	XC M 1◇	EM	XC 1◇ ⌘	EM C ⌘	EM	EM H	XC 1◇	EM F ⌘	XC N 1◇ ⌘	EM
Grimsby Town (GMB)	d				0642													
Lincoln (LCN)	d				0739									0839				
Newark Castle (NCT)	d			0736	0806								0843	0907				
Nottingham (NOT)	8 d	0754	0807	0812	0817	0831		0841			0854	0907	0912	0917	0929	0941		0954
Beeston (BEE)	d	0800	0813	0817a	0822	0837					0900	0913	0917a	0923	0935			1000
Attenborough (ATB)	d	0803				0841a					0903			0939a				
Long Eaton (LGE)	d	0810	0826		0831			0859			0911	0924		0933		0959		1009
Spondon (SPO)	d	0817						0858			0918							1016
Derby (DBY)	6 a	0824	0837		0843			0904	0908		0924	0935		0943		1001	1008	1022
Derby (DBY)	6 d	0833	0842		0847		0853	0910		0931	0933	0938		0947		1010		1031
Duffield (DFI)	d	0840									0940							1040
Belper (BLP)	d	0845									0945							1045
Ambergate (AMB)	d	0850									0950							1050
Whatstandwell (WTS)	d	0854									0954							1054
Cromford (CMF)	d	0859									0959							1059
Matlock Bath (MTB)	d	0902									1002							1102
Matlock (MAT)	a	0905									1005							1105
Peartree (PEA)	d																	
Tutbury & Hatton (TUT)	d				0900									1000				
Uttoxeter (UTT)	d				0910									1010				
Blythe Bridge (BYB)	d				0924									1024				
Longton (LGN)	d				0930									1030				
Stoke-on-Trent (SOT)	d				0937									1037				
Longport (LPT)	d																	
Kidsgrove (KDG)	d				0945									1045				
Alsager (ASG)	d				0949									1049				
Crewe (CRE)	10 a				0958									1058				
Willington (WIL)	d												0946					
Burton-on-Trent (BUT)	d		0853					0921		0941			0953			1021		
Tamworth (TAM)	d		0904					0933					1004			1033		1049
Wilnecote (WNE)	d							0937								1037		
Water Orton (WTO)	d																	
Birmingham New Street (BHM)	12 a		0924			0927	0955		1004		1024				1055		1107	
University (UNI)	a		0936										1036					
Worcestershire Parkway (WOP)	a		0958										1058					
Ashchurch for Tewkesbury (ASC)	a																	
Cheltenham Spa (CNM)	a		1014						1050		1114						1150	
Gloucester (GCR)	7 a		1024								1124							
Lydney (LYD)	a		1046															
Chepstow (CPW)	a												1153					
Newport (South Wales) (NWP)	a		1110										1212					
Cardiff Central (CDF)	7 a		1125										1226					
Bristol Parkway (BPW)	7 a								1120									1220
Bristol Temple Meads (BRI)	10 a								1134									1235

NOTES (see introductory pages for explanation of train operator codes and standard symbols)

- a Arrival time
d Departure time
- C To London St Pancras Intl
F From London St Pancras Intl to Sheffield
H To Leicester
K From Cleethorpes to Leicester
L From Newcastle to Reading
M From Newcastle to Plymouth
N From Edinburgh to Plymouth

Nottingham to Derby, Matlock, Stoke-on-Trent, Crewe, Birmingham, Cardiff and Bristol

Saturdays

Operator Days of operation/Notes 1st Class/Reservations/Bus/Ferry Catering facilities	XC 1◇ ⌘	EM C ⌘	EM H ⌘	XC L 1◇ ⌘	XC ⌘	EM F ⌘	XC N 1◇ ⌘	EM ⌘	XC ⌘	EM C ⌘	EM H ⌘	XC ⌘	EM F ⌘	XC N 1◇ ⌘	EM ⌘	XC ⌘	EM C ⌘		
Grimsby Town (GMB)	d			0838															
Lincoln (LCN)	d			0933							1036								
Newark Castle (NCT)	d		0939	1003							1104								
Nottingham (NOT)	8 d	1007	1012	1017	1030		1041			1054	1107	1112	1129	1141			1154	1207	1212
Beeston (BEE)	d	1013	1017a	1023	1036					1100	1113	1117a	1137				1202c	1213	1217a
Attenborough (ATB)	d				1040a					1103									
Long Eaton (LGE)	d	1024		1032				1059		1110	1124					1159		1212	1224
Spondon (SPO)	d																	1219	
Derby (DBY)	6 a	1034		1042			1101	1108		1123	1135				1201	1208		1225	1235
Derby (DBY)	6 d	1038		1046		1053	1110		1131	1133	1138				1210		1231	1234	1238
Duffield (DFI)	d									1140								1241	
Belper (BLP)	d									1145								1246	
Ambergate (AMB)	d									1150								1251	
Whatstandwell (WTS)	d									1154								1255	
Cromford (CMF)	d									1159								1300	
Matlock Bath (MTB)	d									1202								1303	
Matlock (MAT)	a									1205								1306	
Peartree (PEA)	d																		
Tutbury & Hatton (TUT)	d			1100															
Uttoxeter (UTT)	d			1110															
Blythe Bridge (BYB)	d			1124															
Longton (LGN)	d			1130															
Stoke-on-Trent (SOT)	d			1137															
Longport (LPT)	d																		
Kidsgrove (KDG)	d																	1145	
Alsager (ASG)	d																	1149	
Crewe (CRE)	10 a																	1158	
Willington (WIL)	d																		
Burton-on-Trent (BUT)	d	1050					1121		1141		1150			1221					1250
Tamworth (TAM)	d	1103					1133				1202			1233		1249			1303
Wilnecote (WNE)	d						1137							1237					
Water Orton (WTO)	d																		
Birmingham New Street (BHM)	12 a	1124				1127	1155		1206		1223			1256		1306			1324
University (UNI)	a	1136									1236								1336
Worcestershire Parkway (WOP)	a	1158									1258								1358
Ashchurch for Tewkesbury (ASC)	a																		
Cheltenham Spa (CNM)	a	1214							1250		1314					1350			1414
Gloucester (GCR)	7 a	1224									1324								1424
Lydney (LYD)	a										1346								
Chepstow (CPW)	a	1253																	1453
Newport (South Wales) (NWP)	a	1312									1410								1510
Cardiff Central (CDF)	7 a	1325									1425								1525
Bristol Parkway (BPW)	7 a									1320									
Bristol Temple Meads (BRI)	10 a									1332									

NOTES (see introductory pages for explanation of train operator codes and standard symbols)

- a Arrival time
- d Departure time
- c Arrives 3 minutes earlier
- C To London St Pancras Intl
- F From London St Pancras Intl to Sheffield
- H To Leicester
- L From Newcastle to Reading
- N From Edinburgh to Plymouth

Nottingham to Derby, Matlock, Stoke-on-Trent, Crewe, Birmingham, Cardiff and Bristol

Saturdays

Operator Days of operation/Notes 1st Class/Reservations/Bus/Ferry Catering facilities	EM	EM K	XC L 1◇ ⚡	XC 1◇	EM F ⚡	XC P 1◇	EM	XC 1◇ ⚡	EM C ⚡	EM	EM H	XC 1◇ ⚡	EM F ⚡	XC Q 1◇ ⚡	EM	XC 1◇ ⚡	EM C ⚡	EM	
Grimsby Town (GMB)	d	1038																	
Lincoln (LCN)	d	1133									1235								
Newark Castle (NCT)	d	1135	1202							1243	1304							1343	
Nottingham (NOT)	8 d	1216	1227		1241			1254	1307	1312	1317	1330	1341			1354	1407	1412	1417
Beeston (BEE)	d	1222	1233					1300	1313	1317a	1323	1336			1401	1413	1417a	1423	
Attenborough (ATB)	d		1237a					1303				1340a							
Long Eaton (LGE)	d	1232			1259			1310	1324		1333		1401		1410	1424		1433	
Spondon (SPO)	d														1416				
Derby (DBY)	6 a	1243		1301	1308			1322	1335		1343		1401	1410	1423	1435		1443	
Derby (DBY)	6 d	1246		1253	1310		1331	1333	1338		1347		1410		1431	1433	1438	1447	
Duffield (DFI)	d							1340							1440				
Belper (BLP)	d							1345							1445				
Ambergate (AMB)	d							1350							1450				
Whatstandwell (WTS)	d							1354							1454				
Cromford (CMF)	d							1359							1459				
Matlock Bath (MTB)	d							1402							1502				
Matlock (MAT)	a							1405							1505				
Peartree (PEA)	d																		
Tutbury & Hatton (TUT)	d	1300									1400							1500	
Uttoxeter (UTT)	d	1310									1410							1510	
Blythe Bridge (BYB)	d	1324									1424							1524	
Longton (LGN)	d	1330									1430							1530	
Stoke-on-Trent (SOT)	d	1337									1437							1537	
Longport (LPT)	d																		
Kidsgrove (KDG)	d	1345									1445							1545	
Alsager (ASG)	d	1349									1449							1549	
Crewe (CRE)	10 a	1358									1458							1558	
Willington (WIL)	d				1317														
Burton-on-Trent (BUT)	d				1324		1341		1350				1421				1450		
Tamworth (TAM)	d				1336				1403				1433		1449		1503		
Wilnecote (WNE)	d												1437						
Water Orton (WTO)	d																		
Birmingham New Street (BHM)	12 a			1328	1355		1404		1425				1456		1506		1524		
University (UNI)	a								1436								1536		
Worcestershire Parkway (WOP)	a								1458								1558		
Ashchurch for Tewkesbury (ASC)	a																		
Cheltenham Spa (CNM)	a					1450		1514					1550			1614			
Gloucester (GCR)	7 a							1524								1624			
Lydney (LYD)	a															1646			
Chepstow (CPW)	a								1553							1655			
Newport (South Wales) (NWP)	a								1611							1712			
Cardiff Central (CDF)	7 a								1625							1727			
Bristol Parkway (BPW)	7 a						1520								1620				
Bristol Temple Meads (BRI)	10 a						1536								1631				

NOTES (see introductory pages for explanation of train operator codes and standard symbols)

- a Arrival time
d Departure time
- C To London St Pancras Intl
F From London St Pancras Intl to Sheffield
H To Leicester
K From Cleethorpes to Leicester
L From Newcastle to Reading
P From Glasgow Central to Plymouth
Q From Edinburgh to Penzance

Nottingham to Derby, Matlock, Stoke-on-Trent, Crewe, Birmingham, Cardiff and Bristol

Saturdays

Operator Days of operation/Notes 1st Class/Reservations/Bus/Ferry Catering facilities	EM H	XC L 1◇ ⚡	XC 1◇ ⚡	EM F ⚡	XC R 1◇ ⚡	EM	XC 1◇ ⚡	EM C	EM	EM H	XC 1◇ ⚡	EM F ⚡	XC N 1◇ ⚡	EM	XC 1◇ ⚡	EM C	EM H	XC 1◇ ⚡
Grimsby Town (GMB)	d	1240																1438
Lincoln (LCN)	d	1335								1437								1533
Newark Castle (NCT)	d	1403							1438	1506								1605
Nottingham (NOT)	8 d	1427		1441		1454	1507	1512	1517	1529	1541			1554	1607	1612	1631	1641
Beeston (BEE)	d	1433				1500	1513	1517a	1523	1535				1600	1613	1617a	1639	
Attenborough (ATB)	d	1437a				1503				1539a				1603			1642a	
Long Eaton (LGE)	d			1458		1511	1524		1531			1602		1610	1624			
Spondon (SPO)	d													1617				
Derby (DBY)	6 a		1501	1507		1522	1534		1543		1601	1611		1622	1635			1702
Derby (DBY)	6 d		1453	1510		1528	1533	1539	1547		1610		1631	1633	1638			1710
Duffield (DFI)	d					1540								1640				
Belper (BLP)	d					1545								1645				
Ambergate (AMB)	d					1550								1650				
Whatstandwell (WTS)	d					1554								1654				
Cromford (CMF)	d					1559								1659				
Matlock Bath (MTB)	d					1602								1702				
Matlock (MAT)	a					1605								1705				
Peartree (PEA)	d																	
Tutbury & Hatton (TUT)	d								1600									
Uttoxeter (UTT)	d								1610									
Blythe Bridge (BYB)	d								1624									
Longton (LGN)	d								1630									
Stoke-on-Trent (SOT)	d								1637									
Longport (LPT)	d																	
Kidsgrove (KDG)	d								1645									
Alsager (ASG)	d								1649									
Crewe (CRE)	10 a								1658									
Willington (WIL)	d			1517														1717
Burton-on-Trent (BUT)	d			1524	1539		1550				1621			1650				1724
Tamworth (TAM)	d			1536			1603				1632		1649	1703				1736
Wilnecote (WNE)	d										1636							
Water Orton (WTO)	d																	
Birmingham New Street (BHM)	12 a		1527	1555		1603	1624				1656		1706	1724				1755
University (UNI)	a						1636											1736
Worcestershire Parkway (WOP)	a						1658											1758
Ashchurch for Tewkesbury (ASC)	a																	1808
Cheltenham Spa (CNM)	a				1650		1714						1750					1818
Gloucester (GCR)	7 a						1724											1827
Lydney (LYD)	a						1746											
Chepstow (CPW)	a																	
Newport (South Wales) (NWP)	a							1810										1911
Cardiff Central (CDF)	7 a							1827										1925
Bristol Parkway (BPW)	7 a					1720								1820				
Bristol Temple Meads (BRI)	10 a					1735								1834				

NOTES (see introductory pages for explanation of train operator codes and standard symbols)

- a Arrival time
d Departure time
- C To London St Pancras Intl
F From London St Pancras Intl to Sheffield
H To Leicester
L From Newcastle to Reading
N From Edinburgh to Plymouth
R From Dundee to Penzance

Nottingham to Derby, Matlock, Stoke-on-Trent, Crewe, Birmingham, Cardiff and Bristol

Saturdays

Operator Days of operation/Notes 1st Class/Reservations/Bus/Ferry Catering facilities	XC N 1◇ ⚡	EM	XC T 1◇ ⚡	EM C ⚡	EM	EM H	XC 1◇ ⚡	EM F ⚡	XC U 1◇ ⚡	EM C ⚡	EM	EM H	XC 1◇ ⚡	EM F ⚡	XC U 1◇ ⚡	EM F ⚡	EM F ⚡
Grimsby Town (GMB)	d											1839					
Lincoln (LCN)	d					1830						1934					
Newark Castle (NCT)	d					1858						1941					
Nottingham (NOT)	8 d		1854	1907	1912	1916	1928	1932			1954	2012	2017	2033	2039		2057
Beeston (BEE)	d		1900	1913	1917a	1922	1934	1938			2000	2017a	2023	2039	2045		2103
Attenborough (ATB)	d		1903				1937a						2043a				2106
Long Eaton (LGE)	d		1911	1924		1932		1949	1959		2010		2033		2055	2059	2115
Spondon (SPO)	d							1956			2016						2121
Derby (DBY)	6 a		1921	1935		1943		2003	2007		2022		2043		2105	2108	2126
Derby (DBY)	6 d	1931	1934	1938		1947		2010		2031	2033	2048		2110		2128	2136
Duffield (DFI)	d		1941								2040						2143
Belper (BLP)	d		1946								2045						2148
Ambergate (AMB)	d		1951								2050						2153
Whatstandwell (WTS)	d		1955								2054						2157
Cromford (CMF)	d		2000								2100						2202
Matlock Bath (MTB)	d		2003								2103						2205
Matlock (MAT)	a		2006								2106						2208
Peartree (PEA)	d																
Tutbury & Hatton (TUT)	d					2000						2101					
Uttoxeter (UTT)	d					2010						2111					
Blythe Bridge (BYB)	d					2024						2123					
Longton (LGN)	d					2030						2129					
Stoke-on-Trent (SOT)	d					2037						2136					
Longport (LPT)	d																
Kidsgrove (KDG)	d					2045						2145					
Alsager (ASG)	d					2049						2149					
Crewe (CRE)	10 a					2058						2158					
Wilmington (WIL)	d													2117			
Burton-on-Trent (BUT)	d	1941		1950				2021						2124		2138	
Tamworth (TAM)	d			2003				2033		2049				2136		2148	
Wilnecote (WNE)	d							2037						2140			
Water Orton (WTO)	d																
Birmingham New Street (BHM)	12 a	2004		2023				2055		2106				2158		2206	
University (UNI)	a			2036													
Worcestershire Parkway (WOP)	a			2058													
Ashchurch for Tewkesbury (ASC)	a																
Cheltenham Spa (CNM)	a	2050		2114						2150							
Gloucester (GCR)	7 a			2126						2200							
Lydney (LYD)	a			2146													
Chepstow (CPW)	a			2156													
Newport (South Wales) (NWP)	a			2218													
Cardiff Central (CDF)	7 a			2242													
Bristol Parkway (BPW)	7 a	2120								2230							
Bristol Temple Meads (BRI)	10 a	2134								2240							

NOTES (see introductory pages for explanation of train operator codes and standard symbols)

- a Arrival time
- d Departure time
- C To London St Pancras Intl
- F From London St Pancras Intl to Sheffield
- H To Leicester
- N From Edinburgh to Plymouth
- T Also calls at Caldicot 2204 and Severn Tunnel Jn 2207
- U From Edinburgh

Nottingham to Derby, Matlock, Stoke-on-Trent, Crewe, Birmingham, Cardiff and Bristol

Saturdays

Operator Days of operation/Notes	EM	EM C	XC ◇	EM H	EM F	XC U	EM	EM	EM H	EM H	EM	EM SUM V
1st Class/Reservations/Bus/Ferry Catering facilities		⌘	◇		⌘	⌘						⌘
Grimsby Town (GMB)	d											
Lincoln (LCN)	d			2042								
Newark Castle (NCT)	d			2110								
Nottingham (NOT)	8 d	2117	2125	2137	2149		2154	2219	2233	2318	2323	0025
Beeston (BEE)	d	2123	2130a	2143	2155		2201	2226	2239	2324a	2329	0013e
Attenborough (ATB)	d			2146	2158a			2229	2242a		2332	
Long Eaton (LGE)	d	2132		2155		2200	2211	2236			2339	0037
Spondon (SPO)	d			2202			2217					
Derby (DBY)	6 a	2142		2208		2211		2223	2247		2350	0046
Derby (DBY)	6 d	2146		2213		2229	2233					
Duffield (DFI)	d						2240					
Belper (BLP)	d						2245					
Ambergate (AMB)	d						2250					
Whatstandwell (WTS)	d						2254					
Cromford (CMF)	d						2259					
Matlock Bath (MTB)	d						2302					
Matlock (MAT)	a						2305					
Peartree (PEA)	d											
Tutbury & Hatton (TUT)	d	2200										
Uttoxeter (UTT)	d	2210										
Blythe Bridge (BYB)	d	2224										
Longton (LGN)	d	2230										
Stoke-on-Trent (SOT)	d	2237										
Longport (LPT)	d											
Kidsgrove (KDG)	d	2245										
Alsager (ASG)	d	2249										
Crewe (CRE)	10 a	2258										
Willington (WIL)	d											
Burton-on-Trent (BUT)	d		2224			2239						
Tamworth (TAM)	d		2235			2249						
Wilnecote (WNE)	d		2239									
Water Orton (WTO)	d											
Birmingham New Street (BHM)	12 a		2304			2308						
University (UNI)	a											
Worcestershire Parkway (WOP)	a											
Ashchurch for Tewkesbury (ASC)	a											
Cheltenham Spa (CNM)	a											
Gloucester (GCR)	7 a											
Lydney (LYD)	a											
Chepstow (CPW)	a											
Newport (South Wales) (NWP)	a											
Cardiff Central (CDF)	7 a											
Bristol Parkway (BPW)	7 a											
Bristol Temple Meads (BRI)	10 a											

NOTES (see introductory pages for explanation of train operator codes and standard symbols)

- a Arrival time
d Departure time
e Calls at Beeston before Nottingham

- C To London St Pancras Intl
F From London St Pancras Intl to Sheffield
H To Leicester
U From Edinburgh
V From London St Pancras Intl

SUM Sunday mornings

Nottingham to Derby, Matlock, Stoke-on-Trent, Crewe, Birmingham, Cardiff and Bristol

Sundays

Operator Days of operation/Notes 1st Class/Reservations/Bus/Ferry Catering facilities	EM	EM A	EM	XC B 1◇ 2	EM	XC 1◇	XC B 1◇ 2	EM C 2P	EM A 2P	XC D 1◇ 2	XC 1◇	EM E 2	EM	EM A 2P	XC F 1◇ 2	XC 1◇	EM E 2	EM A 2P	
Grimsby Town (GMB)	d																		
Lincoln (LCN)	d																		
Newark Castle (NCT)	d																		
Nottingham (NOT)	8 d	0821	0825		0930	0955			1110		1116		1127	1209		1216		1310	
Beeston (BEE)	d	0826a	0831		0936				1115a				1133	1214a				1315a	
Attenborough (ATB)	d		0834		0939								1136						
Long Eaton (LGE)	d		0842		0946			1037				1136	1143				1240		
Spondon (SPO)	d																		
Derby (DBY)	6 a		0855		0957	1016		1048			1136	1145	1154			1236	1250		
Derby (DBY)	6 d	0756		0931	0959	1021	1031			1131	1140		1156		1231	1240			
Duffield (DFI)	d	0803			1006								1203						
Belper (BLP)	d	0808			1011								1208						
Ambergate (AMB)	d	0813			1016								1213						
Whatstandwell (WTS)	d	0817			1020								1217						
Cromford (CMF)	d	0822			1025								1222						
Matlock Bath (MTB)	d	0825			1028								1225						
Matlock (MAT)	a	0828			1031								1228						
Peartree (PEA)	d																		
Tutbury & Hatton (TUT)	d																		
Uttoxeter (UTT)	d																		
Blythe Bridge (BYB)	d																		
Longton (LGN)	d																		
Stoke-on-Trent (SOT)	d																		
Longport (LPT)	d																		
Kidsgrove (KDG)	d																		
Alsager (ASG)	d																		
Crewe (CRE)	10 a																		
Willington (WIL)	d																		
Burton-on-Trent (BUT)	d			0941		1032				1141	1151					1251			
Tamworth (TAM)	d					1044	1053c				1203				1249	1303			
Wilnecote (WNE)	d																		
Water Orton (WTO)	d																		
Birmingham New Street (BHM)	12 a			1019		1102	1118			1204	1221				1305	1321			
University (UNI)	a					1118					1236							1336	
Worcestershire Parkway (WOP)	a					1139					1258							1358	
Ashchurch for Tewkesbury (ASC)	a																		
Cheltenham Spa (CNM)	a			1108		1159	1208			1250	1314				1350	1414			
Gloucester (GCR)	7 a					1209					1326							1424	
Lydney (LYD)	a																		
Chepstow (CPW)	a																		
Newport (South Wales) (NWP)	a					1252					1411							1506	
Cardiff Central (CDF)	7 a					1306					1425							1525	
Bristol Parkway (BPW)	7 a			1138			1238			1320					1420				
Bristol Temple Meads (BRI)	10 a			1150			1248			1335					1432				

NOTES (see introductory pages for explanation of train operator codes and standard symbols)

- a Arrival time
- d Departure time
- c Arrives 5 minutes earlier

- A To London St Pancras Intl
- B From Leeds to Plymouth
- C From Leicester to Sheffield
- D From York to Plymouth
- E From London St Pancras Intl to Sheffield
- F From Newcastle to Plymouth

Nottingham to Derby, Matlock, Stoke-on-Trent, Crewe, Birmingham, Cardiff and Bristol

Sundays

Operator Days of operation/Notes 1st Class/Reservations/Bus/Ferry Catering facilities	X G	X C	E E	E M	E M	X H	X C	E E	E M	X J	E M	E M	X H	X C	E E	E M	E M	E M	E M	
	1 ◇	1 ◇	1 ◇	1 ◇	1 ◇	1 ◇	1 ◇	1 ◇	1 ◇	1 ◇	1 ◇	1 ◇	1 ◇	1 ◇	1 ◇	1 ◇	1 ◇	1 ◇	1 ◇	
	⚡	⚡	⚡	⚡	⚡	⚡	⚡	⚡	⚡	⚡	⚡	⚡	⚡	⚡	⚡	⚡	⚡	⚡	⚡	
Grimsby Town (GMB)	d																			
Lincoln (LCN)	d																			
Newark Castle (NCT)	d																			
Nottingham (NOT)	8 d		1316		1330	1410		1416				1428	1506		1512				1529	1610
Beeston (BEE)	d				1336	1415a						1434	1511a						1535	1615a
Attenborough (ATB)	d				1339							1437							1538	
Long Eaton (LGE)	d			1335	1346				1433			1444					1533		1545	
Spondon (SPO)	d																			
Derby (DBY)	6 a		1337	1344	1358			1436	1442			1455			1533	1542			1556	
Derby (DBY)	6 d	1331	1340		1359		1431	1440		1444	1453	1457		1531	1537			1544	1558	
Duffield (DFI)	d				1406							1504							1605	
Belper (BLP)	d				1411							1509							1610	
Ambergate (AMB)	d				1416							1514							1615	
Whatstandwell (WTS)	d				1420							1518							1619	
Cromford (CMF)	d				1426							1523							1624	
Matlock Bath (MTB)	d				1429							1526							1627	
Matlock (MAT)	a				1432							1529							1630	
Peartree (PEA)	d																			
Tutbury & Hatton (TUT)	d								1457									1557		
Uttoxeter (UTT)	d								1507									1607		
Blythe Bridge (BYB)	d								1519									1620		
Longton (LGN)	d								1525									1626		
Stoke-on-Trent (SOT)	d								1533									1634		
Longport (LPT)	d																			
Kidsgrove (KDG)	d								1541									1642		
Alsager (ASG)	d								1545									1646		
Crewe (CRE)	10 a								1554									1655		
Willington (WIL)	d																			
Burton-on-Trent (BUT)	d	1341	1351					1451						1541	1548					
Tamworth (TAM)	d		1403			1449	1503								1600					
Wilnecote (WNE)	d														1604					
Water Orton (WTO)	d																			
Birmingham New Street (BHM)	12 a	1404	1421			1506	1521			1525				1604	1621					
University (UNI)	a		1436				1536											1636		
Worcestershire Parkway (WOP)	a		1458				1558											1658		
Ashchurch for Tewkesbury (ASC)	a																			
Cheltenham Spa (CNM)	a	1450	1514			1550	1614						1650	1714						
Gloucester (GCR)	7 a		1524				1624								1724					
Lydney (LYD)	a																			
Chepstow (CPW)	a																			
Newport (South Wales) (NWP)	a		1611				1708								1806					
Cardiff Central (CDF)	7 a		1625				1721								1821					
Bristol Parkway (BPW)	7 a	1520					1620								1720					
Bristol Temple Meads (BRI)	10 a	1535					1634								1735					

NOTES (see introductory pages for explanation of train operator codes and standard symbols)

a Arrival time
d Departure time

A To London St Pancras Intl
E From London St Pancras Intl to Sheffield
G From Edinburgh to Plymouth
H From Edinburgh to Penzance
J From Sheffield to Reading

Nottingham to Derby, Matlock, Stoke-on-Trent, Crewe, Birmingham, Cardiff and Bristol

Sundays

Operator Days of operation/Notes 1st Class/Reservations/Bus/Ferry Catering facilities	XC K 1◇ ⌘	XC 1◇ ⌘	EM E ⌘	EM	EM	EM E ⌘	EM A ⌘	XC G 1◇ ⌘	XC 1◇ ⌘	EM	EM	EM E ⌘	EM A ⌘	XC L 1◇ ⌘	XC 1◇ ⌘	EM	XC M 1◇ ⌘	EM	
Grimsby Town (GMB)	d																		
Lincoln (LCN)	d																		
Newark Castle (NCT)	d																		
Nottingham (NOT)	8 d		1616			1628		1710		1716		1729		1810		1816			1825
Beeston (BEE)	d					1634		1715a				1735		1815a					1831
Attenborough (ATB)	d					1637						1738							1834
Long Eaton (LGE)	d			1633		1644	1704					1746	1800						1841
Spondon (SPO)	d																		
Derby (DBY)	6 a		1636	1642		1655	1713			1739		1757	1809			1836			1852
Derby (DBY)	6 d	1631	1640		1644	1657		1731	1743	1746	1758			1831	1840	1844	1853	1854	
Duffield (DFI)	d					1704						1805							1901
Belper (BLP)	d					1709						1810							1906
Ambergate (AMB)	d					1714						1815							1911
Whatstandwell (WTS)	d					1718						1819							1915
Cromford (CMF)	d					1723						1824							1920
Matlock Bath (MTB)	d					1726						1827							1923
Matlock (MAT)	a					1729						1830							1926
Peartree (PEA)	d																		
Tutbury & Hatton (TUT)	d				1657						1759					1857			
Uttoxeter (UTT)	d				1707						1809					1907			
Blythe Bridge (BYB)	d				1719						1821					1919			
Longton (LGN)	d				1725						1827					1925			
Stoke-on-Trent (SOT)	d				1733						1834					1933			
Longport (LPT)	d																		
Kidsgrove (KDG)	d					1741					1843					1941			
Alsager (ASG)	d					1745					1847					1945			
Crewe (CRE)	10 a					1754					1855					1954			
Willington (WIL)	d																		
Burton-on-Trent (BUT)	d							1741	1754							1851			
Tamworth (TAM)	d	1649	1703						1805					1849	1903				
Wilnecote (WNE)	d																		
Water Orton (WTO)	d																		
Birmingham New Street (BHM)	12 a	1706	1721					1804	1824					1906	1921			1924	
University (UNI)	a		1736						1836							1936			
Worcestershire Parkway (WOP)	a		1758						1858							1958			
Ashchurch for Tewkesbury (ASC)	a																		
Cheltenham Spa (CNM)	a	1750	1814					1850	1914					1950	2014				
Gloucester (GCR)	7 a		1826						1923							2024			
Lydney (LYD)	a																		
Chepstow (CPW)	a																		
Newport (South Wales) (NWP)	a		1909						2006							2106			
Cardiff Central (CDF)	7 a		1925						2020							2120			
Bristol Parkway (BPW)	7 a	1821						1921								2020			
Bristol Temple Meads (BRI)	10 a	1835						1935								2035			

NOTES (see introductory pages for explanation of train operator codes and standard symbols)

a Arrival time
d Departure time

A To London St Pancras Intl
E From London St Pancras Intl to Sheffield
G From Edinburgh to Plymouth
K From Glasgow Central to Plymouth
L From Dundee to Plymouth
M From Newcastle

Nottingham to Derby, Matlock, Stoke-on-Trent, Crewe, Birmingham, Cardiff and Bristol

Sundays

Operator Days of operation/Notes 1st Class/Reservations/Bus/Ferry Catering facilities	EM E	EM A	XC G 11◇ 12	XC 11◇	EM	EM	EM A	EM E	XC N 11◇ 12	XC 11◇	EM	EM	EM E	EM A	XC N 11◇ 12	XC 11◇	EM	EM P	
Grimsby Town (GMB)	d																		
Lincoln (LCN)	d																		
Newark Castle (NCT)	d																		
Nottingham (NOT)	8 d	1906		1915		1923	1959			2016		2024		2109		2119	2122	2150	
Beeston (BEE)	d	1911a				1929	2004a					2030		2114a			2128	2155a	
Attenborough (ATB)	d					1932						2033					2131		
Long Eaton (LGE)	d	1900				1939		2000				2041	2100				2138		
Spondon (SPO)	d																		
Derby (DBY)	6 a	1909		1937		1950		2009		2036		2052	2109			2140	2149		
Derby (DBY)	6 d		1931	1941	1945	1951			2031	2040	2044	2053			2131	2144	2153		
Duffield (DFI)	d					1958						2100					2200		
Belper (BLP)	d					2003						2105					2205		
Ambergate (AMB)	d					2008						2110					2210		
Whatstandwell (WTS)	d					2012						2114					2214		
Cromford (CMF)	d					2018						2120					2220		
Matlock Bath (MTB)	d					2021						2123					2223		
Matlock (MAT)	a					2024						2126					2226		
Peartree (PEA)	d																		
Tutbury & Hatton (TUT)	d				1958						2057								
Uttoxeter (UTT)	d				2008						2107								
Blythe Bridge (BYB)	d				2020						2119								
Longton (LGN)	d				2026						2125								
Stoke-on-Trent (SOT)	d				2034						2132								
Longport (LPT)	d																		
Kidsgrove (KDG)	d				2042						2141								
Alsager (ASG)	d				2046						2145								
Crewe (CRE)	10 a				2055						2153								
Willington (WIL)	d																		
Burton-on-Trent (BUT)	d		1941	1952						2051					2141	2155			
Tamworth (TAM)	d			2003					2049	2103					2151	2206			
Wilnecote (WNE)	d			2007												2210			
Water Orton (WTO)	d																		
Birmingham New Street (BHM)	12 a		2004	2025					2106	2121					2208	2228			
University (UNI)	a																		
Worcestershire Parkway (WOP)	a																		
Ashchurch for Tewkesbury (ASC)	a																		
Cheltenham Spa (CNM)	a		2050						2150						2250				
Gloucester (GCR)	7 a								2200										
Lydney (LYD)	a																		
Chepstow (CPW)	a																		
Newport (South Wales) (NWP)	a																		
Cardiff Central (CDF)	7 a																		
Bristol Parkway (BPW)	7 a		2120						2230						2320				
Bristol Temple Meads (BRI)	10 a		2135						2240						2330				

NOTES (see introductory pages for explanation of train operator codes and standard symbols)

- a Arrival time
- d Departure time
- A To London St Pancras Intl
- E From London St Pancras Intl to Sheffield
- G From Edinburgh to Plymouth
- N From Edinburgh
- P To Leicester

Nottingham to Derby, Matlock, Stoke-on-Trent, Crewe, Birmingham, Cardiff and Bristol

Sundays

Operator Days of operation/Notes 1st Class/Reservations/Bus/Ferry Catering facilities	EM	XC	EM	EM	EM
	E	N	E	E	Q
Grimsby Town (GMB)	d				
Lincoln (LCN)	d				
Newark Castle (NCT)	d				
Nottingham (NOT)	8 d				2333
Beeston (BEE)	d				2320e
Attenborough (ATB)	d				
Long Eaton (LGE)	d	2200	2230	2330	
Spondon (SPO)	d				
Derby (DBY)	6 a	2209	2239	2339	2350
Derby (DBY)	6 d		2231		
Duffield (DFI)	d				
Belper (BLP)	d				
Ambergate (AMB)	d				
Whatstandwell (WTS)	d				
Cromford (CMF)	d				
Matlock Bath (MTB)	d				
Matlock (MAT)	a				
Peartree (PEA)	d				
Tutbury & Hatton (TUT)	d				
Uttoxeter (UTT)	d				
Blythe Bridge (BYB)	d				
Longton (LGN)	d				
Stoke-on-Trent (SOT)	d				
Longport (LPT)	d				
Kidsgrove (KDG)	d				
Alsager (ASG)	d				
Crewe (CRE)	10 a				
Wilmington (WIL)	d				
Burton-on-Trent (BUT)	d	2241			
Tamworth (TAM)	d	2251			
Wilnecote (WNE)	d				
Water Orton (WTO)	d				
Birmingham New Street (BHM)	12 a	2309			
University (UNI)	a				
Worcestershire Parkway (WOP)	a				
Ashchurch for Tewkesbury (ASC)	a				
Cheltenham Spa (CNM)	a				
Gloucester (GCR)	7 a				
Lydney (LYD)	a				
Chepstow (CPW)	a				
Newport (South Wales) (NWP)	a				
Cardiff Central (CDF)	7 a				
Bristol Parkway (BPW)	7 a				
Bristol Temple Meads (BRI)	10 a				

NOTES (see introductory pages for explanation of train operator codes and standard symbols)

- a Arrival time
d Departure time
e Calls at Beeston before Nottingham
- E From London St Pancras Intl to Sheffield
N From Edinburgh
Q From London St Pancras Intl

Bristol, Cardiff, Birmingham, Crewe, Stoke-on-Trent, Matlock and Derby to Nottingham

Mondays to Fridays

Operator Days of operation/Notes 1st Class/Reservations/Bus/Ferry Catering facilities	EM	EM	EM	EM	XC	EM	EM	XC	EM	EM	EM	XC	EM	EM	EM	XC	XC	XC	EM	
	MO A	A		B	1◇	B	B	C 1◇	D		E	1◇	F		B	1◇	C 1◇			
	⌘	⌘		⌘	◇	⌘	⌘	⌘	⌘			◇	⌘		⌘	◇	⌘			
Bristol Temple Meads (BRI)	10	d																		
Bristol Parkway (BPW)	7	d																		
Cardiff Central (CDF)	7	d																		
Newport (South Wales) (NWP)		d																		
Chepstow (CPW)		d																		
Lydney (LYD)		d																		
Gloucester (GCR)	7	d																		
Cheltenham Spa (CNM)		d																		
Ashchurch for Tewkesbury (ASC)		d																		
Worcestershire Parkway (WOP)		d																		
University (UNI)		d																		
Birmingham New Street (BHM)	12	d						0603					0619				0649	0703		
Water Orton (WTO)		d																		
Wilnecote (WNE)		d											0634							
Tamworth (TAM)		d						0619					0638				0706	0719		
Burton-on-Trent (BUT)		d						0630					0650				0718	0731		
Willington (WIL)		d															0724			
Crewe (CRE)	10	d													0608					
Alsager (ASG)		d													0617					
Kidsgrove (KDG)		d													0621					
Longport (LPT)		d													0627					
Stoke-on-Trent (SOT)		d													0633					
Longton (LGN)		d													0639					
Blythe Bridge (BYB)		d													0645					
Uttoxeter (UTT)		d													0658					
Tutbury & Hatton (TUT)		d													0707					
Peartree (PEA)		d													0719					
Matlock (MAT)		d									0618									0712
Matlock Bath (MTB)		d									0620									0714
Cromford (CMF)		d									0623									0717
Whatstandwell (WTS)		d									0628									0722
Ambergate (AMB)		d									0634									0728
Belper (BLP)		d									0639									0733
Duffield (DFI)		d									0643									0738
Derby (DBY)	6	a						0640			0650			0701	0722		0736	0742	0745	
Derby (DBY)	6	d	0440	0447	0522	0530	0558	0602	0628		0651		0708		0725	0733	0742		0746	
Spondon (SPO)		d			0527						0655		0713				0746		0750	
Long Eaton (LGE)		d	0447a	0456	0534	0537a		0610a	0635a		0702		0720		0734	0740a	0753		0757	
Attenborough (ATB)		d			0545						0710	0721			0745				0805	
Beeston (BEE)		d		0519c	0549		0613			0707	0714	0725	0730	0743	0749		0802		0808	
Nottingham (NOT)	8	a		0508	0559		0619			0713	0722	0732	0736	0750	0754		0808		0816	
Newark Castle (NCT)		a											0803			0831				
Lincoln (LCN)		a											0836							
Grimsby Town (GMB)		a																		

NOTES (see introductory pages for explanation of train operator codes and standard symbols)

- a Arrival time
- d Departure time
- c Calls at Beeston after Nottingham

- A To London St Pancras Intl
- B From Sheffield to London St Pancras Intl
- C To Edinburgh
- D From Kettering
- E From Leicester
- F From London St Pancras Intl

MO Mondays only

Bristol, Cardiff, Birmingham, Crewe, Stoke-on-Trent, Matlock and Derby to Nottingham

Mondays to Fridays

Operator Days of operation/Notes 1st Class/Reservations/Bus/Ferry Catering facilities	EM E	XC 1◇ ⚡	EM B	EM F	XC 1◇	XC C 1◇ ⚡	EM E	EM E	XC 1◇ ⚡	XC G 1◇ ⚡	EM B	EM F	XC H 1◇ ⚡	XC J 1◇ ⚡	EM E	XC 1◇ ⚡	
Bristol Temple Meads (BRI)	10 d					0635										0735	
Bristol Parkway (BPW)	7 d					0644										0744	
Cardiff Central (CDF)	7 d													0640			
Newport (South Wales) (NWP)	d													0654			
Chepstow (CPW)	d													0716			
Lydney (LYD)	d													0724			
Gloucester (GCR)	7 d													0745			
Cheltenham Spa (CNM)	d					0714								0755	0815		
Ashchurch for Tewkesbury (ASC)	d													0803			
Worcestershire Parkway (WOP)	d													0814			
University (UNI)	d													0839			
Birmingham New Street (BHM)	12 d		0719			0749	0803			0819	0830			0849	0903	0912	
Water Orton (WTO)	d																
Wilnecote (WNE)	d		0736											0904			
Tamworth (TAM)	d		0740			0806	0819			0836				0908		0929	
Burton-on-Trent (BUT)	d		0752			0818	0830			0847				0920	0926	0941	
Willington (WIL)	d					0824											
Crewe (CRE)	10 d			0705										0810			
Alsager (ASG)	d			0714										0819			
Kidsgrove (KDG)	d			0718										0823			
Longport (LPT)	d																
Stoke-on-Trent (SOT)	d			0728										0833			
Longton (LGN)	d			0734										0839			
Blythe Bridge (BYB)	d			0741										0846			
Uttoxeter (UTT)	d			0753										0858			
Tutbury & Hatton (TUT)	d			0803										0908			
Peartree (PEA)	d			0815													
Matlock (MAT)	d							0813								0914	
Matlock Bath (MTB)	d							0815								0916	
Cromford (CMF)	d							0818								0919	
Whatstandwell (WTS)	d							0823								0924	
Ambergate (AMB)	d							0829								0930	
Belper (BLP)	d							0834								0935	
Duffield (DFI)	d							0838								0939	
Derby (DBY)	6 a		0804	0819		0833	0840	0845		0903	0906	0921		0932	0936	0946	0953
Derby (DBY)	6 d		0809	0823	0832	0840		0848		0912		0925	0932	0938		0950	0959
Spondon (SPO)	d							0852								0954	
Long Eaton (LGE)	d		0818	0832	0839a	0849		0859				0934	0940a	0949		1001	
Attenborough (ATB)	d	0819						0911	0918							1009	
Beeston (BEE)	d	0823	0827	0840		0849	0900	0914	0922			0942		0946	0957	1012	
Nottingham (NOT)	8 a	0830	0834	0849		0859	0906	0924	0928	0933		0949		0953	1003	1019	1023
Newark Castle (NCT)	a	0903		0920								0957					
Lincoln (LCN)	a	0932							1026								
Grimsby Town (GMB)	a	1027															

NOTES (see introductory pages for explanation of train operator codes and standard symbols)

- a Arrival time
- d Departure time
- B From Sheffield to London St Pancras Intl
- C To Edinburgh
- E From Leicester
- F From London St Pancras Intl
- G From Reading to Newcastle
- H Also calls at Severn Tunnel Jn 0705 and Caldicot 0707
- J From Plymouth to Edinburgh

Bristol, Cardiff, Birmingham, Crewe, Stoke-on-Trent, Matlock and Derby to Nottingham

Mondays to Fridays

Operator Days of operation/Notes 1st Class/Reservations/Bus/Ferry Catering facilities	EM E	EM F	EM	EM B	XC 1◇	XC J 1◇	EM	XC 1◇	EM E	EM F	EM	EM B	XC 1◇	XC J 1◇	EM	EM E	XC 1◇	EM F
Bristol Temple Meads (BRI) 10 d						0835								0935				
Bristol Parkway (BPW) 7 d						0844								0944				
Cardiff Central (CDF) 7 d					0745								0845					
Newport (South Wales) (NWP) d					0801								0900					
Chepstow (CPW) d													0919					
Lydney (LYD) d					0827													
Gloucester (GCR) 7 d					0849								0949					
Cheltenham Spa (CNM) d					0859	0915							0959	1015				
Ashchurch for Tewkesbury (ASC) d																		
Worcestershire Parkway (WOP) d					0914								1014					
University (UNI) d					0939								1039					
Birmingham New Street (BHM) 12 d					0949	1003		1012					1049	1103				1118
Water Orton (WTO) d																		
Wilnecote (WNE) d													1105					
Tamworth (TAM) d					1006	1019		1029					1109					1135
Burton-on-Trent (BUT) d					1018			1041					1120	1126				1147
Willington (WIL) d					1024													
Crewe (CRE) 10 d			0910									1010						
Alsager (ASG) d			0919									1019						
Kidsgrove (KDG) d			0923									1023						
Longport (LPT) d																		
Stoke-on-Trent (SOT) d			0933									1033						
Longton (LGN) d			0939									1039						
Blythe Bridge (BYB) d			0946									1046						
Uttoxeter (UTT) d			0958									1058						
Tutbury & Hatton (TUT) d			1008									1108						
Peartree (PEA) d																		
Matlock (MAT) d							1013											1115
Matlock Bath (MTB) d							1015											1117
Cromford (CMF) d							1018											1120
Whatstandwell (WTS) d							1023											1125
Ambergate (AMB) d							1029											1131
Belper (BLP) d							1034											1136
Duffield (DFI) d							1039											1140
Derby (DBY) 6 a			1021		1033	1038	1046	1053				1121		1133	1136	1147		1159
Derby (DBY) 6 d			1024	1032	1039		1051	1059				1124	1132	1140		1152		1213
Spondon (SPO) d																1156		
Long Eaton (LGE) d			1033	1040a	1049		1100					1134	1140a	1149		1203		
Attenborough (ATB) d	1024						1108		1121									1220
Beeston (BEE) d	1028	1045	1049		1057		1112		1125	1142	1146		1157		1215	1224	1232	1242
Nottingham (NOT) 8 a	1033	1051	1056		1103		1119	1122	1132	1150	1154		1204		1224	1232	1236	1250
Newark Castle (NCT) a	1057		1126						1157		1233							1257
Lincoln (LCN) a	1129								1227									1330
Grimsby Town (GMB) a	1224																	1425

NOTES (see introductory pages for explanation of train operator codes and standard symbols)

- a Arrival time
- d Departure time
- B From Sheffield to London St Pancras Intl
- E From Leicester
- F From London St Pancras Intl
- J From Plymouth to Edinburgh

Bristol, Cardiff, Birmingham, Crewe, Stoke-on-Trent, Matlock and Derby to Nottingham

Mondays to Fridays

Operator Days of operation/Notes 1st Class/Reservations/Bus/Ferry Catering facilities	EM	EM B	XC 1◇ 2	XC K 1◇ 2	EM	EM E	XC 1◇ 2	EM F	EM	EM B	XC 1◇ 2	XC L 1◇ 2	EM	EM E	XC 1◇ 2	XC M 1◇ 2	EM B	EM F
Bristol Temple Meads (BRI)	10 d			1035								1135						
Bristol Parkway (BPW)	7 d			1044								1144						
Cardiff Central (CDF)	7 d		0945									1045						
Newport (South Wales) (NWP)	d		0959									1102						
Chepstow (CPW)	d		1016															
Lydney (LYD)	d											1126						
Gloucester (GCR)	7 d		1049									1149						
Cheltenham Spa (CNM)	d		1059	1115								1159	1215					
Ashchurch for Tewkesbury (ASC)	d																	
Worcestershire Parkway (WOP)	d		1114									1214						
University (UNI)	d		1139									1239						
Birmingham New Street (BHM)	12 d		1149	1203			1219					1249	1303			1319	1330	
Water Orton (WTO)	d																	
Wilnecote (WNE)	d											1304						
Tamworth (TAM)	d		1206	1220			1239					1308				1336		
Burton-on-Trent (BUT)	d		1218	1230			1252					1320	1326			1347		
Willington (WIL)	d		1224															
Crewe (CRE)	10 d	1110							1210									
Alsager (ASG)	d	1119							1219									
Kidsgrove (KDG)	d	1123							1223									
Longport (LPT)	d																	
Stoke-on-Trent (SOT)	d	1133							1233									
Longton (LGN)	d	1139							1239									
Blythe Bridge (BYB)	d	1145							1246									
Uttoxeter (UTT)	d	1158							1258									
Tutbury & Hatton (TUT)	d	1207							1308									
Peartree (PEA)	d																	
Matlock (MAT)	d				1214								1315					
Matlock Bath (MTB)	d				1216								1317					
Cromford (CMF)	d				1219								1320					
Whatstandwell (WTS)	d				1224								1325					
Ambergate (AMB)	d				1230								1331					
Belper (BLP)	d				1235								1336					
Duffield (DFI)	d				1239								1340					
Derby (DBY)	6 a	1220		1232	1241	1246		1303		1321		1332	1339	1348		1400	1404	
Derby (DBY)	6 d	1223	1232	1240		1249		1313		1325	1332	1340		1351		1413		1432
Spondon (SPO)	d													1355				
Long Eaton (LGE)	d	1234	1239a	1249		1258				1335	1340a	1349		1402				1439a
Attenborough (ATB)	d					1310	1320								1419			
Beeston (BEE)	d	1246		1257		1313	1324		1343	1347		1357		1410	1422			1442
Nottingham (NOT)	8 a	1254		1304		1320	1332	1336	1350	1355		1403		1418	1432	1436		1450
Newark Castle (NCT)	a	1327							1356						1459			
Lincoln (LCN)	a								1425						1530			
Grimsby Town (GMB)	a														1626			

NOTES (see introductory pages for explanation of train operator codes and standard symbols)

- a Arrival time
- d Departure time
- B From Sheffield to London St Pancras Intl
- E From Leicester
- F From London St Pancras Intl
- K From Penzance to Edinburgh
- L From Plymouth to Aberdeen
- M From Reading to York

Bristol, Cardiff, Birmingham, Crewe, Stoke-on-Trent, Matlock and Derby to Nottingham

Mondays to Fridays

Operator Days of operation/Notes 1st Class/Reservations/Bus/Ferry Catering facilities	XC	XC	EM	EM	XC	EM	EM	EM	XC	XC	EM	XC	EM	EM	EM	EM	XC	XC
	1◇ ㊦	K 1◇ ㊦		E	1◇ ㊦	F ㊦		B ㊦		J 1◇ ㊦		1◇ ㊦	E	F ㊦		B ㊦	1◇ ㊦	N 1◇ ㊦
Bristol Temple Meads (BRI)	10 d		1235									1335						1435
Bristol Parkway (BPW)	7 d		1244									1344						1444
Cardiff Central (CDF)	7 d	1145								1245								1345
Newport (South Wales) (NWP)	d	1159								1259								1359
Chepstow (CPW)	d	1216								1316								
Lydney (LYD)	d																	1423
Gloucester (GCR)	7 d	1245								1349								1449
Cheltenham Spa (CNM)	d	1255	1315							1359	1415							1459
Ashchurch for Tewkesbury (ASC)	d	1303																1515
Worcestershire Parkway (WOP)	d	1314								1414								1514
University (UNI)	d	1339								1439								1539
Birmingham New Street (BHM)	12 d	1349	1403			1418				1449	1503		1512					1549
Water Orton (WTO)	d																	1603
Wilnecote (WNE)	d	1404								1504								1604
Tamworth (TAM)	d	1408	1420			1435				1508			1530					1608
Burton-on-Trent (BUT)	d	1420				1446				1520	1526		1542					1620
Willington (WIL)	d									1526								
Crewe (CRE)	10 d							1410										1510
Alsager (ASG)	d							1419										1519
Kidsgrove (KDG)	d							1423										1523
Longport (LPT)	d																	
Stoke-on-Trent (SOT)	d							1433										1533
Longton (LGN)	d							1439										1539
Blythe Bridge (BYB)	d							1445										1545
Uttoxeter (UTT)	d							1458										1558
Tutbury & Hatton (TUT)	d							1507										1607
Peartree (PEA)	d																	
Matlock (MAT)	d			1415									1515					
Matlock Bath (MTB)	d			1417									1517					
Cromford (CMF)	d			1420									1520					
Whatstandwell (WTS)	d			1425									1525					
Ambergate (AMB)	d			1431									1531					
Belper (BLP)	d			1436									1537					
Duffield (DFI)	d			1440									1541					
Derby (DBY)	6 a	1432	1438	1448		1502		1519		1536	1538	1548	1553			1620		1632
Derby (DBY)	6 d	1440		1450		1514		1523	1532	1541		1550	1600			1624	1632	1641
Spondon (SPO)	d											1554						
Long Eaton (LGE)	d	1449		1459				1533	1539a	1550		1601				1633	1640a	1650
Attenborough (ATB)	d			1507	1519							1608			1624			
Beeston (BEE)	d	1457		1511	1523		1542	1546		1558		1611		1628	1641	1645		1658
Nottingham (NOT)	8 a	1503		1518	1532	1536	1550	1553		1604		1617	1623	1635	1650	1653		1704
Newark Castle (NCT)	a				1555			1627							1702			
Lincoln (LCN)	a				1624										1732			
Grimsby Town (GMB)	a														1826			

NOTES (see introductory pages for explanation of train operator codes and standard symbols)

- a Arrival time
d Departure time
- B From Sheffield to London St Pancras Intl
E From Leicester
F From London St Pancras Intl
J From Plymouth to Edinburgh
K From Penzance to Edinburgh
N From Plymouth to Glasgow Central

Bristol, Cardiff, Birmingham, Crewe, Stoke-on-Trent, Matlock and Derby to Nottingham

Mondays to Fridays

Operator Days of operation/Notes 1st Class/Reservations/Bus/Ferry Catering facilities	EM	EM E	XC 1◇	XC G 1◇ ⌘	EM F ⌘	EM	EM B ⌘	XC 1◇ ⌘	XC J 1◇ ⌘	EM	XC 1◇	XC M 1◇ ⌘	EM B ⌘	EM P	EM	EM B ⌘	EM F ⌘	XC 1◇ ⌘	
Bristol Temple Meads (BRI)	10	d							1535										
Bristol Parkway (BPW)	7	d							1544										
Cardiff Central (CDF)	7	d						1445											1545
Newport (South Wales) (NWP)		d						1459											1559
Chepstow (CPW)		d						1519											1616
Lydney (LYD)		d																	
Gloucester (GCR)	7	d						1549											1645
Cheltenham Spa (CNM)		d						1559	1615										1655
Ashchurch for Tewkesbury (ASC)		d																	1703
Worcestershire Parkway (WOP)		d						1614											1714
University (UNI)		d						1639											1739
Birmingham New Street (BHM)	12	d		1618	1630			1649	1703		1712	1730							1749
Water Orton (WTO)		d																	1759
Wilnecote (WNE)		d						1704											1808
Tamworth (TAM)		d		1635				1708			1731	1746							1812
Burton-on-Trent (BUT)		d		1646				1720	1726		1742	1756							1823
Willington (WIL)		d																	1829
Crewe (CRE)	10	d					1610									1710			
Alsager (ASG)		d					1619									1719			
Kidsgrove (KDG)		d					1623									1723			
Longport (LPT)		d																	
Stoke-on-Trent (SOT)		d														1733			
Longton (LGN)		d					1632									1739			
Blythe Bridge (BYB)		d					1645									1746			
Uttoxeter (UTT)		d					1657									1758			
Tutbury & Hatton (TUT)		d					1707									1808			
Peartree (PEA)		d					1719												
Matlock (MAT)		d	1615								1713								
Matlock Bath (MTB)		d	1617								1715								
Cromford (CMF)		d	1620								1718								
Whatstandwell (WTS)		d	1625								1723								
Ambergate (AMB)		d	1631								1729								
Belper (BLP)		d	1636								1734		1758						
Duffield (DFI)		d	1640								1738								
Derby (DBY)	6	a	1647	1658	1704		1721		1731	1736	1745	1755	1807	1807		1821			1838
Derby (DBY)	6	d	1651		1712		1729	1734	1740		1746	1759				1824	1832		1843
Spondon (SPO)		d	1655								1750								
Long Eaton (LGE)		d	1702		1721		1738	1742a	1749		1757	1808				1833	1839a		1852
Attenborough (ATB)		d	1710	1720							1805				1822				
Beeston (BEE)		d	1713	1724	1729		1744	1748	1757		1808	1818			1825	1841		1849	1900
Nottingham (NOT)	8	a	1724	1732	1736		1751	1754	1804		1817	1824			1831	1847		1855	1906
Newark Castle (NCT)		a		1801			1830								1902	1928			
Lincoln (LCN)		a		1833											1931				
Grimsby Town (GMB)		a													2026				

NOTES (see introductory pages for explanation of train operator codes and standard symbols)

- a Arrival time
- d Departure time
- B From Sheffield to London St Pancras Intl
- E From Leicester
- F From London St Pancras Intl
- G From Reading to Newcastle
- J From Plymouth to Edinburgh
- M From Reading to York
- P From Leicester to Cleethorpes

Bristol, Cardiff, Birmingham, Crewe, Stoke-on-Trent, Matlock and Derby to Nottingham

Mondays to Fridays

Operator Days of operation/Notes 1st Class/Reservations/Bus/Ferry Catering facilities	XC J 1◇ ⌘	EM	EM E	XC 1◇ ⌘	EM	EM B	EM F	XC 1◇ ⌘	XC Q 1◇ ⌘	EM	XC 1◇ ⌘	XC G 1◇ ⌘	EM P	EM	EM B	EM F	XC 1◇ ⌘	XC Q 1◇ ⌘	
Bristol Temple Meads (BRI)	10 d	1635							1735										1835
Bristol Parkway (BPW)	7 d	1644							1744										1844
Cardiff Central (CDF)	7 d							1645										1745	
Newport (South Wales) (NWP)	d							1659										1759	
Chepstow (CPW)	d																	1816	
Lydney (LYD)	d							1725											
Gloucester (GCR)	7 d							1749										1845	
Cheltenham Spa (CNM)	d	1715						1759	1815									1855	1915
Ashchurch for Tewkesbury (ASC)	d																	1903	
Worcestershire Parkway (WOP)	d							1814										1914	
University (UNI)	d							1839										1939	
Birmingham New Street (BHM)	12 d	1803		1818				1849	1903		1912	1927						1949	2003
Water Orton (WTO)	d																		
Wilnecote (WNE)	d							1904										2004	
Tamworth (TAM)	d	1819		1835				1908	1919		1929							2008	2019
Burton-on-Trent (BUT)	d			1847				1920	1930		1941							2020	
Willington (WIL)	d																		
Crewe (CRE)	10 d				1810									1910					
Alsager (ASG)	d				1819									1919					
Kidsgrove (KDG)	d				1823									1923					
Longport (LPT)	d																		
Stoke-on-Trent (SOT)	d				1832									1934e					
Longton (LGN)	d				1838									1940					
Blythe Bridge (BYB)	d				1845									1947					
Uttoxeter (UTT)	d				1857									1959					
Tutbury & Hatton (TUT)	d				1907									2009					
Peartree (PEA)	d				1919														
Matlock (MAT)	d		1814							1913									
Matlock Bath (MTB)	d		1816							1915									
Cromford (CMF)	d		1819							1918									
Whatstandwell (WTS)	d		1824							1923									
Ambergate (AMB)	d		1830							1929									
Belper (BLP)	d		1835							1934									
Duffield (DFI)	d		1839							1938									
Derby (DBY)	6 a	1842	1846	1901	1921			1932	1940	1945	1952	1957		2022				2031	2037
Derby (DBY)	6 d		1854	1913	1925	1932		1940		1947	1957			2025	2032			2040	
Spondon (SPO)	d		1858																
Long Eaton (LGE)	d		1905	1922	1934	1939a		1949		1956				2034	2039a			2049	
Attenborough (ATB)	d		1912	1920						2004			2020						
Beeston (BEE)	d		1917	1925	1930	1941		1947	1958	2007			2024	2041		2046	2058		
Nottingham (NOT)	8 a		1924	1932	1936	1949		1956	2004	2015	2018		2030	2048		2053	2105		
Newark Castle (NCT)	a			2003									2059						
Lincoln (LCN)	a			2034									2129						
Grimsby Town (GMB)	a												2224						

NOTES (see introductory pages for explanation of train operator codes and standard symbols)

- a Arrival time
- d Departure time
- e Arrives 3 minutes earlier
- B From Sheffield to London St Pancras Intl
- E From Leicester
- F From London St Pancras Intl
- G From Reading to Newcastle
- J From Plymouth to Edinburgh
- P From Leicester to Cleethorpes
- Q From Plymouth to Leeds

Bristol, Cardiff, Birmingham, Crewe, Stoke-on-Trent, Matlock and Derby to Nottingham

Mondays to Fridays

Operator Days of operation/Notes 1st Class/Reservations/Bus/Ferry Catering facilities	EM	EM E	EM	EM B	EM F	XC 1◇	XC Q 1◇	EM	EM B	EM R	EM F	EM	XC S 1◇	EM	XC S 1◇	EM T	EM E	EM
Bristol Temple Meads (BRI)	10	d					1935											
Bristol Parkway (BPW)	7	d					1944											
Cardiff Central (CDF)	7	d				1845							1950					
Newport (South Wales) (NWP)		d				1859							2004					
Chepstow (CPW)		d				1918							2025					
Lydney (LYD)		d											2034					
Gloucester (GCR)	7	d				1949							2056					
Cheltenham Spa (CNM)		d				1959	2015						2106					
Ashchurch for Tewkesbury (ASC)		d																
Worcestershire Parkway (WOP)		d				2014							2120					
University (UNI)		d				2039							2148					
Birmingham New Street (BHM)	12	d				2049	2103						2203					
Water Orton (WTO)		d																
Wilnecote (WNE)		d				2104												
Tamworth (TAM)		d				2108	2127						2227					
Burton-on-Trent (BUT)		d				2120	2138						2239					
Willington (WIL)		d				2126												
Crewe (CRE)	10	d		2010									2122					
Alsager (ASG)		d		2019									2131					
Kidsgrove (KDG)		d		2023									2136					
Longport (LPT)		d											2141					
Stoke-on-Trent (SOT)		d		2034e									2147					
Longton (LGN)		d		2040									2153					
Blythe Bridge (BYB)		d		2047									2159					
Uttoxeter (UTT)		d		2059									2212					
Tutbury & Hatton (TUT)		d		2109									2221					
Peartree (PEA)		d																
Matlock (MAT)		d	2013								2117				2219			2315
Matlock Bath (MTB)		d	2015								2119				2221			2317
Cromford (CMF)		d	2018								2122				2224			2320
Whatstandwell (WTS)		d	2023								2127				2229			2325
Ambergate (AMB)		d	2029								2133				2236e			2331
Belper (BLP)		d	2034								2138				2241		2300	2336
Duffield (DFI)		d	2038								2142				2245			2340
Derby (DBY)	6	a	2045	2122		2138	2148	2149					2234	2250	2252	←	2308	2347
Derby (DBY)	6	d	2058		2126	2134		2146		2151	2220		2239	2258	2253	2258		2348
Spondon (SPO)		d	2102					2150					→	2257	2302			2352
Long Eaton (LGE)		d	2109		2135	2141a		2159		2204	2228a		2248		2304	2309		2359
Attenborough (ATB)		d		2121						2212		2220			2310	2316		2323 0006
Beeston (BEE)		d	2117	2125	2143		2149	2211		2216		2224	2242	2255	2313	2320		2328 0010
Nottingham (NOT)	8	a	2124	2131	2149		2155	2218		2225		2231	2248	2302	2319	2326		2334 0016
Newark Castle (NCT)		a		2204														
Lincoln (LCN)		a		2234														
Grimsby Town (GMB)		a																

NOTES (see introductory pages for explanation of train operator codes and standard symbols)

- a Arrival time
- d Departure time
- e Arrives 3 minutes earlier

- B From Sheffield to London St Pancras Intl
- E From Leicester
- F From London St Pancras Intl
- Q From Plymouth to Leeds
- R From Peterborough
- S Also calls at Severn Tunnel Jn 2014 and Caldicot 2017
- T From Sheffield

Bristol, Cardiff, Birmingham, Crewe, Stoke-on-Trent, Matlock and Derby to Nottingham

Mondays to Fridays

Operator Days of operation/Notes 1st Class/Reservations/Bus/Ferry Catering facilities	XC □◇	EM	
		TSM	FTSM F
		♣	♣
Bristol Temple Meads (BRI)	10 d		
Bristol Parkway (BPW)	7 d		
Cardiff Central (CDF)	7 d		
Newport (South Wales) (NWP)	d		
Chepstow (CPW)	d		
Lydney (LYD)	d		
Gloucester (GCR)	7 d		
Cheltenham Spa (CNM)	d		
Ashchurch for Tewkesbury (ASC)	d		
Worcestershire Parkway (WOP)	d		
University (UNI)	d		
Birmingham New Street (BHM)	12 d	2309	
Water Orton (WTO)	d		
Wilnecote (WNE)	d	2324	
Tamworth (TAM)	d	2328	
Burton-on-Trent (BUT)	d	2340	
Willington (WIL)	d	2346	
Crewe (CRE)	10 d		
Alsager (ASG)	d		
Kidsgrove (KDG)	d		
Longport (LPT)	d		
Stoke-on-Trent (SOT)	d		
Longton (LGN)	d		
Blythe Bridge (BYB)	d		
Uttoxeter (UTT)	d		
Tutbury & Hatton (TUT)	d		
Peartree (PEA)	d		
Matlock (MAT)	d		
Matlock Bath (MTB)	d		
Cromford (CMF)	d		
Whatstandwell (WTS)	d		
Ambergate (AMB)	d		
Belper (BLP)	d		
Duffield (DFI)	d		
Derby (DBY)	6 a	2354	
Derby (DBY)	6 d	2358	
Spondon (SPO)	d		
Long Eaton (LGE)	d		
Attenborough (ATB)	d		
Beeston (BEE)	d	0019	0213
Nottingham (NOT)	8 a	0021	0025 0219
Newark Castle (NCT)	a		
Lincoln (LCN)	a		
Grimsby Town (GMB)	a		

NOTES (see introductory pages for explanation of train operator codes and standard symbols)

a Arrival time

d Departure time

F From London St Pancras Intl

TSM Tuesday to Saturday mornings

Bristol, Cardiff, Birmingham, Crewe, Stoke-on-Trent, Matlock and Derby to Nottingham

Saturdays

Operator Days of operation/Notes 1st Class/Reservations/Bus/Ferry Catering facilities	EM A	EM A	EM	EM B	XC C 1◇	EM D	EM	EM E	XC 1◇	EM F	EM	EM B	XC 1◇	XC C 1◇	EM	XC 1◇	EM E	EM F	
	⌘	⌘		⌘	⌘	⌘			⌘	⌘		⌘	⌘	⌘		⌘	⌘	⌘	
Bristol Temple Meads (BRI)	10	d																	
Bristol Parkway (BPW)	7	d																	
Cardiff Central (CDF)	7	d																	
Newport (South Wales) (NWP)		d																	
Chepstow (CPW)		d																	
Lydney (LYD)		d																	
Gloucester (GCR)	7	d																	
Cheltenham Spa (CNM)		d																	
Ashchurch for Tewkesbury (ASC)		d																	
Worcestershire Parkway (WOP)		d																	
University (UNI)		d																	
Birmingham New Street (BHM)	12	d			0603				0619				0649	0703		0714			
Water Orton (WTO)		d																	
Wilnecote (WNE)		d							0634							0734			
Tamworth (TAM)		d			0619				0638				0708	0719		0738			
Burton-on-Trent (BUT)		d			0630				0650				0720	0730		0750			
Willington (WIL)		d											0726						
Crewe (CRE)	10	d										0608							
Alsager (ASG)		d										0617							
Kidsgrove (KDG)		d										0621							
Longport (LPT)		d										0627							
Stoke-on-Trent (SOT)		d										0633							
Longton (LGN)		d										0639							
Blythe Bridge (BYB)		d										0645							
Uttoxeter (UTT)		d										0658							
Tutbury & Hatton (TUT)		d										0707							
Peartree (PEA)		d										0719							
Matlock (MAT)		d						0619								0710			
Matlock Bath (MTB)		d						0621								0712			
Cromford (CMF)		d						0624								0715			
Whatstandwell (WTS)		d						0629								0720			
Ambergate (AMB)		d						0635								0726			
Belper (BLP)		d						0640								0731			
Duffield (DFI)		d						0644								0735			
Derby (DBY)	6	a			0640			0651		0701		0721		0735	0742	0743	0804		
Derby (DBY)	6	d	0447	0459	0547	0628		0653		0710		0725	0732	0742		0746	0808		
Spondon (SPO)		d			0551					0714						0751			
Long Eaton (LGE)		d	0454a	0508	0558	0636a		0702		0721		0736	0739a	0753		0758	0817		
Attenborough (ATB)		d			0605				0725			0746				0812		0836	
Beeston (BEE)		d			0608		0710	0715	0729	0733	0743	0750		0801		0816	0825	0839	0845
Nottingham (NOT)	8	a		0519	0615		0717	0722	0735	0739	0751	0757		0807		0824	0833	0846	0853
Newark Castle (NCT)		a							0801			0833						0913	
Lincoln (LCN)		a							0831									0942	
Grimsby Town (GMB)		a																	

NOTES (see introductory pages for explanation of train operator codes and standard symbols)

a Arrival time

d Departure time

A To London St Pancras Intl

B From Sheffield to London St Pancras Intl

C To Edinburgh

D From Kettering

E From Leicester

F From London St Pancras Intl

Bristol, Cardiff, Birmingham, Crewe, Stoke-on-Trent, Matlock and Derby to Nottingham

Saturdays

Operator Days of operation/Notes 1st Class/Reservations/Bus/Ferry Catering facilities	EM	EM B	XC 1◇	XC C 1◇	EM	XC 1◇	XC G 1◇	EM B	EM E	EM F	XC H 1◇	XC J 1◇	EM	XC 1◇	EM E	EM F	EM	EM B
Bristol Temple Meads (BRI)	10 d			0615								0735						
Bristol Parkway (BPW)	7 d			0624								0744						
Cardiff Central (CDF)	7 d										0640							
Newport (South Wales) (NWP)	d										0654							
Chepstow (CPW)	d										0715							
Lydney (LYD)	d										0724							
Gloucester (GCR)	7 d			0659							0745							
Cheltenham Spa (CNM)	d			0710							0755	0815						
Ashchurch for Tewkesbury (ASC)	d										0803							
Worcestershire Parkway (WOP)	d										0814							
University (UNI)	d										0839							
Birmingham New Street (BHM)	12 d		0749	0803		0812	0830				0849	0903		0918				
Water Orton (WTO)	d																	
Wilnecote (WNE)	d										0904							
Tamworth (TAM)	d		0806	0819		0829					0908			0935				
Burton-on-Trent (BUT)	d		0818	0830		0841					0920	0926		0946				
Willington (WIL)	d		0824															
Crewe (CRE)	10 d	0709																0910
Alsager (ASG)	d	0718																0919
Kidsgrove (KDG)	d	0722																0923
Longport (LPT)	d																	
Stoke-on-Trent (SOT)	d	0734g																0933
Longton (LGN)	d	0740																0939
Blythe Bridge (BYB)	d	0746																0945
Uttoxeter (UTT)	d	0759																0958
Tutbury & Hatton (TUT)	d	0808																1007
Peartree (PEA)	d																	
Matlock (MAT)	d				0810								0913					
Matlock Bath (MTB)	d				0812								0915					
Cromford (CMF)	d				0815								0918					
Whatstandwell (WTS)	d				0820								0923					
Ambergate (AMB)	d				0826								0929					
Belper (BLP)	d				0831								0934					
Duffield (DFI)	d				0835								0938					
Derby (DBY)	6 a	0822		0835	0840	0842	0853	0904				0931	0936	0945	0959			1020
Derby (DBY)	6 d	0826	0832	0839		0848	0901		0932			0940		0950	1008			1023
Spondon (SPO)	d					0852								0954				1033
Long Eaton (LGE)	d	0835	0839a	0848		0859			0940a			0949		1001				1032
Attenborough (ATB)	d					0906					0923							1040a
Beeston (BEE)	d					0910					0927				1026			
Nottingham (NOT)	8 a	0851		0858		0910					0934	0941	0957	1013g	1030	1042	1047	
Newark Castle (NCT)	a	0858		0905		0916	0922				0934	0950	1005	1024	1029	1037	1049	1053
Lincoln (LCN)	a	0929								0957								1127
Grimsby Town (GMB)	a									1027								1130
																		1226

NOTES (see introductory pages for explanation of train operator codes and standard symbols)

- a Arrival time
- d Departure time
- g Arrives 4 minutes earlier

- B From Sheffield to London St Pancras Intl
- C To Edinburgh
- E From Leicester
- F From London St Pancras Intl
- G From Reading to Newcastle
- H Also calls at Severn Tunnel Jn 0704 and Caldicot 0707
- J From Plymouth to Edinburgh

Bristol, Cardiff, Birmingham, Crewe, Stoke-on-Trent, Matlock and Derby to Nottingham

Saturdays

Operator Days of operation/Notes 1st Class/Reservations/Bus/Ferry Catering facilities	XC 1◇	XC J 1◇ ⌘	EM	XC 1◇ ⌘	EM E	EM F	EM	EM B	XC 1◇	XC J 1◇ ⌘	EM	XC 1◇ ⌘	EM E	EM F	EM	EM B	XC 1◇ ⌘	XC K 1◇ ⌘
Bristol Temple Meads (BRI) 10 d		0835								0935								1035
Bristol Parkway (BPW) 7 d		0844								0944								1044
Cardiff Central (CDF) 7 d		0745							0845									0945
Newport (South Wales) (NWP) d		0800							0859									0959
Chepstow (CPW) d									0916									1016
Lydney (LYD) d		0825																
Gloucester (GCR) 7 d		0849							0949									1049
Cheltenham Spa (CNM) d		0859	0915						0959	1015								1059 1115
Ashchurch for Tewkesbury (ASC) d																		
Worcestershire Parkway (WOP) d		0914							1014									1114
University (UNI) d		0939							1039									1139
Birmingham New Street (BHM) 12 d		0949	1003		1012				1049	1103		1112						1149 1203
Water Orton (WTO) d																		
Wilnecote (WNE) d									1104									
Tamworth (TAM) d		1006	1019		1029				1108			1129						1206 1219
Burton-on-Trent (BUT) d		1018			1041				1121	1126		1141						1218
Willington (WIL) d		1024																1224
Crewe (CRE) 10 d							1010											1110
Alsager (ASG) d							1019											1119
Kidsgrove (KDG) d							1023											1123
Longport (LPT) d																		
Stoke-on-Trent (SOT) d							1033											1133
Longton (LGN) d							1039											1139
Blythe Bridge (BYB) d							1046											1145
Uttoxeter (UTT) d							1058											1158
Tutbury & Hatton (TUT) d							1108											1207
Peartree (PEA) d																		
Matlock (MAT) d				1013								1113						
Matlock Bath (MTB) d				1015								1115						
Cromford (CMF) d				1018								1118						
Whatstandwell (WTS) d				1023								1123						
Ambergate (AMB) d				1029								1129						
Belper (BLP) d				1034								1134						
Duffield (DFI) d				1038								1138						
Derby (DBY) 6 a	1032	1037	1045	1053			1121		1132	1136	1145	1155				1220		1232 1237
Derby (DBY) 6 d	1040		1051	1101			1124	1132	1140		1150	1201				1225	1232	1240
Spondon (SPO) d												1154						
Long Eaton (LGE) d	1049		1100				1133	1139a	1149		1201					1234	1239a	1249
Attenborough (ATB) d			1108		1120								1221					
Beeston (BEE) d	1057		1112		1124	1141	1147		1157		1210		1225	1243	1248			1257
Nottingham (NOT) 8 a	1103		1125	1122	1136	1150	1152		1204		1216	1223	1233	1251	1254			1303
Newark Castle (NCT) a					1201		1232						1300		1324			
Lincoln (LCN) a					1230								1332					
Grimsby Town (GMB) a													1428					

NOTES (see introductory pages for explanation of train operator codes and standard symbols)

- a Arrival time
- d Departure time
- B From Sheffield to London St Pancras Intl
- E From Leicester
- F From London St Pancras Intl
- J From Plymouth to Edinburgh
- K From Penzance to Edinburgh

Bristol, Cardiff, Birmingham, Crewe, Stoke-on-Trent, Matlock and Derby to Nottingham

Saturdays

Operator Days of operation/Notes 1st Class/Reservations/Bus/Ferry Catering facilities	EM	XC 1◇ ⚡	EM E	EM F	EM	EM B	XC 1◇	XC L 1◇ ⚡	EM	XC 1◇	XC M 1◇ ⚡	EM B	EM E	EM F	XC 1◇ ⚡	XC K 1◇ ⚡	EM	XC 1◇
Bristol Temple Meads (BRI)	10 d							1135								1235		
Bristol Parkway (BPW)	7 d							1144								1244		
Cardiff Central (CDF)	7 d						1045								1145			
Newport (South Wales) (NWP)	d						1100								1200			
Chepstow (CPW)	d														1217			
Lydney (LYD)	d						1124											
Gloucester (GCR)	7 d						1149								1245			
Cheltenham Spa (CNM)	d						1159	1215							1255	1315		
Ashchurch for Tewkesbury (ASC)	d														1303			
Worcestershire Parkway (WOP)	d						1214								1314			
University (UNI)	d						1239								1339			
Birmingham New Street (BHM)	12 d		1212				1249	1303		1312	1328				1349	1403		1412
Water Orton (WTO)	d																	
Wilnecote (WNE)	d						1304								1404			
Tamworth (TAM)	d		1229				1308			1329					1408	1419		1429
Burton-on-Trent (BUT)	d		1241				1320	1326		1341					1420			1441
Willington (WIL)	d																	
Crewe (CRE)	10 d				1210													
Alsager (ASG)	d				1219													
Kidsgrove (KDG)	d				1223													
Longport (LPT)	d																	
Stoke-on-Trent (SOT)	d				1232													
Longton (LGN)	d				1238													
Blythe Bridge (BYB)	d				1245													
Uttoxeter (UTT)	d				1257													
Tutbury & Hatton (TUT)	d				1307													
Peartree (PEA)	d																	
Matlock (MAT)	d	1213							1313									1413
Matlock Bath (MTB)	d	1215							1315									1415
Cromford (CMF)	d	1218							1318									1418
Whatstandwell (WTS)	d	1223							1323									1423
Ambergate (AMB)	d	1229							1329									1429
Belper (BLP)	d	1234							1334									1434
Duffield (DFI)	d	1238							1338									1438
Derby (DBY)	6 a	1245	1252		1320		1331	1336	1345	1353	1358				1431	1437	1445	1453
Derby (DBY)	6 d	1250	1301		1323	1332	1340		1351	1401		1433			1440		1450	1501
Spondon (SPO)	d								1355									
Long Eaton (LGE)	d	1259			1332	1339a	1349		1402			1440a			1449		1459	
Attenborough (ATB)	d	1308		1320										1420			1508	
Beeston (BEE)	d	1311		1324	1342	1346		1357	1411					1424	1442	1457	1511	
Nottingham (NOT)	8 a	1317	1324	1336	1351	1354		1403	1417	1424				1433	1450	1503	1517	1523
Newark Castle (NCT)	a			1400		1426								1502				
Lincoln (LCN)	a			1429										1532				
Grimsby Town (GMB)	a													1628				

NOTES (see introductory pages for explanation of train operator codes and standard symbols)

- a Arrival time
- d Departure time
- B From Sheffield to London St Pancras Intl
- E From Leicester
- F From London St Pancras Intl
- K From Penzance to Edinburgh
- L From Plymouth to Aberdeen
- M From Reading to York

Bristol, Cardiff, Birmingham, Crewe, Stoke-on-Trent, Matlock and Derby to Nottingham

Saturdays

Operator Days of operation/Notes 1st Class/Reservations/Bus/Ferry Catering facilities	EM E	EM F	EM	EM B	XC 1◇	XC J 1◇	EM	XC 1◇	EM E	EM F	EM	EM B	XC 1◇	XC N 1◇	EM	XC 1◇	XC G 1◇	EM P
Bristol Temple Meads (BRI)	10 d					1335								1435				
Bristol Parkway (BPW)	7 d					1344								1444				
Cardiff Central (CDF)	7 d				1245								1345					
Newport (South Wales) (NWP)	d				1259								1359					
Chepstow (CPW)	d				1316													
Lydney (LYD)	d													1423				
Gloucester (GCR)	7 d				1349								1449					
Cheltenham Spa (CNM)	d				1359	1415							1459	1515				
Ashchurch for Tewkesbury (ASC)	d																	
Worcestershire Parkway (WOP)	d				1414								1514					
University (UNI)	d				1439								1539					
Birmingham New Street (BHM)	12 d				1449	1503		1512					1549	1603		1612	1630	
Water Orton (WTO)	d																	
Wilnecote (WNE)	d				1504								1604					
Tamworth (TAM)	d				1508			1529					1608	1619		1629		
Burton-on-Trent (BUT)	d				1520	1526		1541					1620			1641	1654	
Willington (WIL)	d				1526													
Crewe (CRE)	10 d		1410									1510						
Alsager (ASG)	d		1419									1519						
Kidsgrove (KDG)	d		1423									1523						
Longport (LPT)	d																	
Stoke-on-Trent (SOT)	d		1433									1533						
Longton (LGN)	d		1439									1539						
Blythe Bridge (BYB)	d		1446									1546						
Uttoxeter (UTT)	d		1458									1558						
Tutbury & Hatton (TUT)	d		1508									1608						
Peartree (PEA)	d																	
Matlock (MAT)	d						1513								1613			
Matlock Bath (MTB)	d						1515								1615			
Cromford (CMF)	d						1518								1618			
Whatstandwell (WTS)	d						1523								1623			
Ambergate (AMB)	d						1529								1629			
Belper (BLP)	d						1534								1634			
Duffield (DFI)	d						1538								1638			
Derby (DBY)	6 a		1521		1536	1538	1545	1553				1621		1631	1637	1645	1653	1704
Derby (DBY)	6 d		1524	1533	1540		1550	1601				1624	1633	1640		1650	1701	
Spondon (SPO)	d						1554								1654			
Long Eaton (LGE)	d		1533	1540a	1549		1601					1633	1640a	1649		1701	1710	
Attenborough (ATB)	d	1519					1609			1622					1708			1723
Beeston (BEE)	d	1523	1542	1546		1557	1612		1626	1642	1647		1657		1711	1718		1727
Nottingham (NOT)	8 a	1533	1551	1554		1603	1626	1623	1631	1650	1654		1703		1717	1724		1734
Newark Castle (NCT)	a	1602		1628						1701		1729						1803
Lincoln (LCN)	a	1632								1730								1832
Grimsby Town (GMB)	a									1827								1930

NOTES (see introductory pages for explanation of train operator codes and standard symbols)

- a Arrival time
- d Departure time
- B From Sheffield to London St Pancras Intl
- E From Leicester
- F From London St Pancras Intl
- G From Reading to Newcastle
- J From Plymouth to Edinburgh
- N From Plymouth to Glasgow Central
- P From Leicester to Cleethorpes

Bristol, Cardiff, Birmingham, Crewe, Stoke-on-Trent, Matlock and Derby to Nottingham

Saturdays

Operator Days of operation/Notes 1st Class/Reservations/Bus/Ferry Catering facilities	EM F	EM	EM B	XC I◇	XC J I◇	EM	XC I◇	XC M I◇	EM E	EM F	EM	EM B	XC I◇	XC J I◇	EM	XC I◇	EM B	EM E
Bristol Temple Meads (BRI)	10 d				1535									1635				
Bristol Parkway (BPW)	7 d				1544									1644				
Cardiff Central (CDF)	7 d			1445									1545					
Newport (South Wales) (NWP)	d			1459									1559					
Chepstow (CPW)	d			1518									1616					
Lydney (LYD)	d																	
Gloucester (GCR)	7 d			1549									1645					
Cheltenham Spa (CNM)	d			1559	1615								1655	1715				
Ashchurch for Tewkesbury (ASC)	d												1703					
Worcestershire Parkway (WOP)	d			1614									1714					
University (UNI)	d			1639									1739					
Birmingham New Street (BHM)	12 d			1649	1703		1712	1730					1749	1803		1812		
Water Orton (WTO)	d																	
Wilnecote (WNE)	d			1704									1804					
Tamworth (TAM)	d			1708			1730						1808	1819		1829		
Burton-on-Trent (BUT)	d			1720	1726		1744						1820			1841		
Willington (WIL)	d												1826					
Crewe (CRE)	10 d		1610									1710						
Alsager (ASG)	d		1619									1719						
Kidsgrove (KDG)	d		1623									1723						
Longport (LPT)	d																	
Stoke-on-Trent (SOT)	d		1632									1733						
Longton (LGN)	d		1638									1739						
Blythe Bridge (BYB)	d		1644									1746						
Uttoxeter (UTT)	d		1657									1758						
Tutbury & Hatton (TUT)	d		1706									1808						
Peartree (PEA)	d		1718															
Matlock (MAT)	d					1713									1813			
Matlock Bath (MTB)	d					1715									1815			
Cromford (CMF)	d					1718									1818			
Whatstandwell (WTS)	d					1723									1823			
Ambergate (AMB)	d					1729									1829			
Belper (BLP)	d					1734									1834			
Duffield (DFI)	d					1738									1838			
Derby (DBY)	6 a		1720		1733	1736	1745	1755	1803			1821		1836	1838	1845	1852	
Derby (DBY)	6 d		1724	1732	1740		1750	1759				1825	1832	1840		1850	1856	1933
Spondon (SPO)	d						1754								1854			
Long Eaton (LGE)	d		1733	1739a	1749		1801	1808				1834	1839a	1849		1901	1905	1940a
Attenborough (ATB)	d						1808											
Beeston (BEE)	d	1744	1748		1757		1811	1817		1820	1842	1846		1857		1909	1915	1919
Nottingham (NOT)	8 a	1750	1754		1803		1817	1824		1831	1852	1854		1903		1916	1924	1930
Newark Castle (NCT)	a		1825							1901		1931						1958
Lincoln (LCN)	a									1931								2022
Grimsby Town (GMB)	a																	

NOTES (see introductory pages for explanation of train operator codes and standard symbols)

- a Arrival time
- d Departure time
- B From Sheffield to London St Pancras Intl
- E From Leicester
- F From London St Pancras Intl
- J From Plymouth to Edinburgh
- M From Reading to York

Bristol, Cardiff, Birmingham, Crewe, Stoke-on-Trent, Matlock and Derby to Nottingham

Saturdays

Operator Days of operation/Notes 1st Class/Reservations/Bus/Ferry Catering facilities	EM F	XC F	XC Q F	EM	XC F	XC G F	EM E	EM F	EM	EM B	XC F	XC R F	EM	EM E	EM F	EM	EM S	XC F
Bristol Temple Meads (BRI)	10 d		1735									1835						
Bristol Parkway (BPW)	7 d		1744									1844						
Cardiff Central (CDF)	7 d		1645								1745							1845
Newport (South Wales) (NWP)	d		1659								1759							1859
Chepstow (CPW)	d										1817							1916
Lydney (LYD)	d		1724															
Gloucester (GCR)	7 d		1749								1845							1949
Cheltenham Spa (CNM)	d		1759	1815							1855	1915						1959
Ashchurch for Tewkesbury (ASC)	d										1903							
Worcestershire Parkway (WOP)	d		1814								1914							2014
University (UNI)	d		1839								1939							2039
Birmingham New Street (BHM)	12 d		1849	1903		1912	1930					1949	2003					2049
Water Orton (WTO)	d																	
Wilnecote (WNE)	d		1904								2004							2104
Tamworth (TAM)	d		1908			1929					2008	2019						2108
Burton-on-Trent (BUT)	d		1920	1926		1941					2020							2120
Willington (WIL)	d																	
Crewe (CRE)	10 d									1910								2010
Alsager (ASG)	d									1919								2019
Kidsgrove (KDG)	d									1923								2023
Longport (LPT)	d									1929								2029
Stoke-on-Trent (SOT)	d									1934								2034
Longton (LGN)	d									1940								2040
Blythe Bridge (BYB)	d									1946								2046
Uttoxeter (UTT)	d									1959								2059
Tutbury & Hatton (TUT)	d									2008								2108
Peartree (PEA)	d																	
Matlock (MAT)	d				1913													2013
Matlock Bath (MTB)	d				1915													2015
Cromford (CMF)	d				1918													2018
Whatstandwell (WTS)	d				1923													2023
Ambergate (AMB)	d				1929													2029
Belper (BLP)	d				1934													2034
Duffield (DFI)	d				1938													2038
Derby (DBY)	6 a		1931	1936	1945	1952	2003			2021	2032	2037	2045				2121	2135
Derby (DBY)	6 d		1940		1948	1959				2027	2033	2040					2127	2135
Spondon (SPO)	d												2052					2146
Long Eaton (LGE)	d		1949		1957					2036	2040a	2049					2136	2143a
Attenborough (ATB)	d				2006			2019										2157
Beeston (BEE)	d				2009			2023	2042	2047		2057		2111	2124	2142	2147	2211
Nottingham (NOT)	8 a		1951	2004	2015	2020		2029	2048	2054		2103		2122	2130	2148	2155	2216
Newark Castle (NCT)	a							2057										2205
Lincoln (LCN)	a							2127										2232
Grimsby Town (GMB)	a																	

NOTES (see introductory pages for explanation of train operator codes and standard symbols)

- a Arrival time
- d Departure time
- B From Sheffield to London St Pancras Intl
- E From Leicester
- F From London St Pancras Intl
- G From Reading to Newcastle
- Q From Plymouth to York
- R From Plymouth to Leeds
- S From Sheffield to Leicester

Bristol, Cardiff, Birmingham, Crewe, Stoke-on-Trent, Matlock and Derby to Nottingham

Saturdays

Operator Days of operation/Notes	XC R	EM	EM T	EM	XC U	EM	EM E	EM F	XC V	XC	EM E	EM	EM SUM F
1st Class/Reservations/Bus/Ferry Catering facilities	1◇ ⚡				1◇ ⚡			⚡	1◇ ⚡	1◇ ⚡			⚡
Bristol Temple Meads (BRI)	10 d	1931			2031								
Bristol Parkway (BPW)	7 d	1940			2040								
Cardiff Central (CDF)	7 d								2000	2048			
Newport (South Wales) (NWP)	d								2015	2102			
Chepstow (CPW)	d								2037				
Lydney (LYD)	d								2045				
Gloucester (GCR)	7 d								2106	2149			
Cheltenham Spa (CNM)	d	2011			2111				2116	2159			
Ashchurch for Tewkesbury (ASC)	d								2123				
Worcestershire Parkway (WOP)	d									2214			
University (UNI)	d								2200	2239			
Birmingham New Street (BHM)	12 d	2103			2203				2210	2249			
Water Orton (WTO)	d												
Wilnecote (WNE)	d									2304			
Tamworth (TAM)	d	2119			2219				2228	2308			
Burton-on-Trent (BUT)	d	2130			2230				2240	2320			
Willington (WIL)	d								2246				
Crewe (CRE)	10 d				2127								
Alsager (ASG)	d				2136								
Kidsgrove (KDG)	d				2140								
Longport (LPT)	d				2146								
Stoke-on-Trent (SOT)	d				2151								
Longton (LGN)	d				2157								
Blythe Bridge (BYB)	d				2203								
Uttoxeter (UTT)	d				2216								
Tutbury & Hatton (TUT)	d				2225								
Peartree (PEA)	d												
Matlock (MAT)	d		2115			2213						2313	
Matlock Bath (MTB)	d		2117			2215						2315	
Cromford (CMF)	d		2120			2218						2318	
Whatstandwell (WTS)	d		2125			2223						2323	
Ambergate (AMB)	d		2131			2229						2329	
Belper (BLP)	d		2136	2228		2234						2334	
Duffield (DFI)	d		2140			2238						2338	
Derby (DBY)	6 a	2140	2147	2236	2239	2242	2246		2255	2331		2345	
Derby (DBY)	6 d		2154						2259			2347	
Spondon (SPO)	d												
Long Eaton (LGE)	d		2203						2310			2356	
Attenborough (ATB)	d		2213				2220				2357	0004	
Beeston (BEE)	d		2216				2224	2242	2321		0002	0007	0013
Nottingham (NOT)	8 a		2225				2230	2248	2327		0008	0014	0018
Newark Castle (NCT)	a												
Lincoln (LCN)	a												
Grimsby Town (GMB)	a												

NOTES (see introductory pages for explanation of train operator codes and standard symbols)

- a Arrival time
d Departure time
- E From Leicester
F From London St Pancras Intl
R From Plymouth to Leeds
T From Sheffield
U From Plymouth
V Also calls at Severn Tunnel Jn 2026 and Caldicot 2028
- SUM Sunday mornings

Bristol, Cardiff, Birmingham, Crewe, Stoke-on-Trent, Matlock and Derby to Nottingham

Sundays

Operator Days of operation/Notes 1st Class/Reservations/Bus/Ferry Catering facilities	EM A	EM	EM B	EM	XC C 1◇	EM B	EM	XC C 1◇	EM D	EM	EM B	XC C 1◇	EM B	EM D	XC C 1◇	XC C 1◇	XC E 1◇	EM D
	⌘		⌘		⌘	⌘		⌘	⌘		⌘	⌘	⌘	⌘	⌘	⌘	⌘	⌘
Bristol Temple Meads (BRI)	10 d											0915				1031		
Bristol Parkway (BPW)	7 d											0924				1040		
Cardiff Central (CDF)	7 d																	
Newport (South Wales) (NWP)	d																	
Chepstow (CPW)	d																	
Lydney (LYD)	d																	
Gloucester (GCR)	7 d											1002						
Cheltenham Spa (CNM)	d											1011				1111		
Ashchurch for Tewkesbury (ASC)	d																	
Worcestershire Parkway (WOP)	d																	
University (UNI)	d																	
Birmingham New Street (BHM)	12 d				0903			1003				1103			1149	1203	1234	
Water Orton (WTO)	d																	
Wilnecote (WNE)	d																	
Tamworth (TAM)	d				0919			1019							1206	1219		
Burton-on-Trent (BUT)	d				0930			1030				1126			1218			
Willington (WIL)	d																	
Crewe (CRE)	10 d																	
Alsager (ASG)	d																	
Kidsgrove (KDG)	d																	
Longport (LPT)	d																	
Stoke-on-Trent (SOT)	d																	
Longton (LGN)	d																	
Blythe Bridge (BYB)	d																	
Uttoxeter (UTT)	d																	
Tutbury & Hatton (TUT)	d																	
Peartree (PEA)	d																	
Matlock (MAT)	d			0839							1038							
Matlock Bath (MTB)	d			0841							1040							
Cromford (CMF)	d			0844							1043							
Whatstandwell (WTS)	d			0849							1048							
Ambergate (AMB)	d			0855							1054							
Belper (BLP)	d			0900							1059							
Duffield (DFI)	d			0904							1103							
Derby (DBY)	6 a			0911	0940			1040			1110	1136			1229	1237	1304	
Derby (DBY)	6 d	0751	0818	0855	0914		0958	1012			1112	1126		1225		1233		
Spondon (SPO)	d																	
Long Eaton (LGE)	d	0758a	0827	0902a	0923		1006a	1021			1121	1134a		1234a				
Attenborough (ATB)	d		0834		0930			1028			1128							
Beeston (BEE)	d		0837		0933			1031		1108	1132				1208			1308
Nottingham (NOT)	8 a		0844		0941			1038		1115	1139				1214	1253		1315
Newark Castle (NCT)	a																	
Lincoln (LCN)	a																	
Grimsby Town (GMB)	a																	

NOTES (see introductory pages for explanation of train operator codes and standard symbols)

- a Arrival time
- d Departure time
- A To London St Pancras Intl
- B From Sheffield to London St Pancras Intl
- C To Edinburgh
- D From London St Pancras Intl
- E To Newcastle

Bristol, Cardiff, Birmingham, Crewe, Stoke-on-Trent, Matlock and Derby to Nottingham

Sundays

Operator Days of operation/Notes 1st Class/Reservations/Bus/Ferry Catering facilities	EM	EM B	XC 1◇	XC F 1◇	EM D	EM B	XC 1◇	XC G 1◇	EM D	EM	EM	EM B	XC 1◇	XC H 1◇	EM D	EM	EM	EM B	
		Ⓛ	Ⓛ	Ⓛ	Ⓛ	Ⓛ	Ⓛ	Ⓛ	Ⓛ			Ⓛ	Ⓛ	Ⓛ	Ⓛ			Ⓛ	
Bristol Temple Meads (BRI)	10	d		1131				1231							1331				
Bristol Parkway (BPW)	7	d		1140				1240							1340				
Cardiff Central (CDF)	7	d		1049				1145						1245					
Newport (South Wales) (NWP)		d		1104				1159						1259					
Chepstow (CPW)		d																	
Lydney (LYD)		d																	
Gloucester (GCR)	7	d		1149				1249						1349					
Cheltenham Spa (CNM)		d		1159	1211			1259	1311					1359	1411				
Ashchurch for Tewkesbury (ASC)		d																	
Worcestershire Parkway (WOP)		d		1214				1314						1414					
University (UNI)		d		1239				1339						1439					
Birmingham New Street (BHM)	12	d		1249	1303			1349	1403					1449	1503				
Water Orton (WTO)		d																	
Wilnecote (WNE)		d												1504					
Tamworth (TAM)		d		1306				1406	1419					1508					
Burton-on-Trent (BUT)		d		1318	1326			1418						1520	1526				
Willington (WIL)		d																	
Crewe (CRE)	10	d																	1510
Alsager (ASG)		d																	1519
Kidsgrove (KDG)		d																	1523
Longport (LPT)		d																	
Stoke-on-Trent (SOT)		d																	1532
Longton (LGN)		d																	1538
Blythe Bridge (BYB)		d																	1544
Uttoxeter (UTT)		d																	1557
Tutbury & Hatton (TUT)		d																	1606
Peartree (PEA)		d																	
Matlock (MAT)		d	1237																1540
Matlock Bath (MTB)		d	1239																1542
Cromford (CMF)		d	1242																1545
Whatstandwell (WTS)		d	1247																1550
Ambergate (AMB)		d	1253																1557e
Belper (BLP)		d	1258																1602
Duffield (DFI)		d	1302																1606
Derby (DBY)	6	a	1309		1329	1336		1429	1437			1515	1520	1531	1536			1613	1619
Derby (DBY)	6	d	1312	1325	1333		1425	1433				1516		1528	1535			1615	1628
Spondon (SPO)		d																	
Long Eaton (LGE)		d	1321	1334a			1433a					1525		1537a				1624	1636a
Attenborough (ATB)		d	1329									1531						1631	
Beeston (BEE)		d	1332			1421						1527	1535				1611	1634	
Nottingham (NOT)	8	a	1339		1353	1427		1453	1534	1544				1555			1623	1641	
Newark Castle (NCT)		a																	
Lincoln (LCN)		a																	
Grimsby Town (GMB)		a																	










NOTES (see introductory pages for explanation of train operator codes and standard symbols)

- a Arrival time
- d Departure time
- e Arrives 3 minutes earlier

- B From Sheffield to London St Pancras Intl
- D From London St Pancras Intl
- F From Plymouth to Aberdeen
- G From Plymouth to Glasgow Central
- H From Penzance to Edinburgh

Bristol, Cardiff, Birmingham, Crewe, Stoke-on-Trent, Matlock and Derby to Nottingham

Sundays

Operator Days of operation/Notes 1st Class/Reservations/Bus/Ferry Catering facilities	XC 11 11	XC J 11	EM D 11	EM	EM	EM D 11	EM B 11	XC 11 11	XC J 11	EM	EM D 11	EM	EM	EM D 11	EM B 11	XC 11 11	XC J 11	EM	
Bristol Temple Meads (BRI)  d		1431							1531									1631	
Bristol Parkway (BPW)  d		1440							1540									1640	
Cardiff Central (CDF)  d		1345						1445									1545		
Newport (South Wales) (NWP) d		1401						1459									1559		
Chepstow (CPW) d																			
Lydney (LYD) d																			
Gloucester (GCR)  d		1449						1549									1649		
Cheltenham Spa (CNM) d		1459	1511					1559	1611								1659	1711	
Ashchurch for Tewkesbury (ASC) d																			
Worcestershire Parkway (WOP) d		1514						1614									1714		
University (UNI) d		1539						1639									1739		
Birmingham New Street (BHM)  d		1549	1603					1649	1703								1749	1803	
Water Orton (WTO) d																			
Wilnecote (WNE) d																			
Tamworth (TAM) d		1606	1619					1706									1806	1819	
Burton-on-Trent (BUT) d		1618						1718	1726								1818		
Willington (WIL) d																			
Crewe (CRE)  d					1610								1710						
Alsager (ASG) d					1619								1719						
Kidsgrove (KDG) d					1623								1723						
Longport (LPT) d																			
Stoke-on-Trent (SOT) d					1634e								1735f						
Longton (LGN) d					1640								1741						
Blythe Bridge (BYB) d					1646								1747						
Uttoxeter (UTT) d					1659								1800						
Tutbury & Hatton (TUT) d					1708								1809						
Peartree (PEA) d																			
Matlock (MAT) d					1637								1742					1842	
Matlock Bath (MTB) d					1639								1744					1844	
Cromford (CMF) d					1642								1747					1847	
Whatstandwell (WTS) d					1647								1752					1852	
Ambergate (AMB) d					1653								1758					1858	
Belper (BLP) d					1658								1803					1903	
Duffield (DFI) d					1702								1807					1907	
Derby (DBY)  a		1629	1637		1709	1722		1729	1736				1814	1822			1829	1837	1914
Derby (DBY)  d		1633			1711			1725	1733		1749		1816				1826	1833	1916
Spondon (SPO) d																			
Long Eaton (LGE) d					1720			1733a					1825			1833a		1925	
Attenborough (ATB) d					1727								1832					1932	
Beeston (BEE) d					1717	1731		1743					1835					1935	
Nottingham (NOT)  a		1653		1723	1738		1750		1754		1809	1815	1842		1850		1854	1942	
Newark Castle (NCT) a																			
Lincoln (LCN) a																			
Grimsby Town (GMB) a																			

NOTES (see introductory pages for explanation of train operator codes and standard symbols)

- a Arrival time
- d Departure time
- e Arrives 3 minutes earlier
- f Arrives 4 minutes earlier

- B From Sheffield to London St Pancras Intl
- D From London St Pancras Intl
- J From Plymouth to Edinburgh

Bristol, Cardiff, Birmingham, Crewe, Stoke-on-Trent, Matlock and Derby to Nottingham

Sundays

Operator Days of operation/Notes 1st Class/Reservations/Bus/Ferry Catering facilities	EM	EM D	EM B	XC	XC K	XC L	EM	EM	EM D	EM B	XC	XC K	EM B	EM	EM	EM D	XC	XC M
Bristol Temple Meads (BRI)	10 d				1731							1831						1931
Bristol Parkway (BPW)	7 d				1740							1840						1940
Cardiff Central (CDF)	7 d				1645							1745						1845
Newport (South Wales) (NWP)	d				1659							1759						1859
Chepstow (CPW)	d																	
Lydney (LYD)	d																	
Gloucester (GCR)	7 d				1749							1849						1949
Cheltenham Spa (CNM)	d				1759	1811						1859	1911					1959 2011
Ashchurch for Tewkesbury (ASC)	d																	
Worcestershire Parkway (WOP)	d				1814							1914						2014
University (UNI)	d				1839							1939						2039
Birmingham New Street (BHM)	12 d				1849	1903	1930					1949	2003					2049 2103
Water Orton (WTO)	d																	
Wilnecote (WNE)	d				1904													
Tamworth (TAM)	d				1908							2006	2019					2106 2119
Burton-on-Trent (BUT)	d				1920	1926						2017						2117 2130
Willington (WIL)	d																	
Crewe (CRE)	10 d	1810							1910							2010		
Alsager (ASG)	d	1819							1919							2019		
Kidsgrove (KDG)	d	1823							1923							2023		
Longport (LPT)	d																	
Stoke-on-Trent (SOT)	d	1836c							1935f							2035f		
Longton (LGN)	d	1842							1941							2041		
Blythe Bridge (BYB)	d	1848							1947							2047		
Uttoxeter (UTT)	d	1901							2000							2100		
Tutbury & Hatton (TUT)	d	1910							2009							2109		
Peartree (PEA)	d																	
Matlock (MAT)	d							1941								2042		
Matlock Bath (MTB)	d							1943								2044		
Cromford (CMF)	d							1946								2047		
Whatstandwell (WTS)	d							1951								2052		
Ambergate (AMB)	d							1957								2058		
Belper (BLP)	d							2002								2103		
Duffield (DFI)	d							2006								2107		
Derby (DBY)	6 a	1923			1931	1936	2000	2013	2023			2029	2037		2114	2122		2129 2140
Derby (DBY)	6 d			1923	1937			2015				2025	2034		2103	2116		2134
Spondon (SPO)	d																	
Long Eaton (LGE)	d			1931a				2024				2033a		2111a	2125			
Attenborough (ATB)	d							2031							2132			
Beeston (BEE)	d							2034		2044					2135		2141	
Nottingham (NOT)	8 a				1950			2041		2050		2054			2143			2154
Newark Castle (NCT)	a																	
Lincoln (LCN)	a																	
Grimsby Town (GMB)	a																	

NOTES (see introductory pages for explanation of train operator codes and standard symbols)

- a Arrival time
- d Departure time
- c Arrives 5 minutes earlier
- f Arrives 4 minutes earlier

- B From Sheffield to London St Pancras Intl
- D From London St Pancras Intl
- K From Plymouth to Leeds
- L From Reading to Newcastle
- M From Penzance to Leeds

Bristol, Cardiff, Birmingham, Crewe, Stoke-on-Trent, Matlock and Derby to Nottingham

Sundays

Operator Days of operation/Notes 1st Class/Reservations/Bus/Ferry Catering facilities	EM D	EM	EM	X K I ◇ I I	EM D	EM	EM MM D
Bristol Temple Meads (BRI)	10 d			2031			
Bristol Parkway (BPW)	7 d			2040			
Cardiff Central (CDF)	7 d						
Newport (South Wales) (NWP)	d						
Chepstow (CPW)	d						
Lydney (LYD)	d						
Gloucester (GCR)	7 d						
Cheltenham Spa (CNM)	d			2111			
Ashchurch for Tewkesbury (ASC)	d						
Worcestershire Parkway (WOP)	d						
University (UNI)	d						
Birmingham New Street (BHM)	12 d			2203			
Water Orton (WTO)	d						
Wilnecote (WNE)	d						
Tamworth (TAM)	d			2219			
Burton-on-Trent (BUT)	d						
Willington (WIL)	d						
Crewe (CRE)	10 d		2122				
Alsager (ASG)	d		2131				
Kidsgrove (KDG)	d		2135				
Longport (LPT)	d						
Stoke-on-Trent (SOT)	d		2144				
Longton (LGN)	d		2150				
Blythe Bridge (BYB)	d		2156				
Uttoxeter (UTT)	d		2209				
Tutbury & Hatton (TUT)	d		2218				
Peartree (PEA)	d						
Matlock (MAT)	d	2144				2256	
Matlock Bath (MTB)	d	2146				2258	
Cromford (CMF)	d	2149				2301	
Whatstandwell (WTS)	d	2154				2306	
Ambergate (AMB)	d	2200				2312	
Belper (BLP)	d	2205				2318	
Duffield (DFI)	d	2209				2323	
Derby (DBY)	6 a	2216	2231	2237		2330	
Derby (DBY)	6 d	2219				2332	
Spondon (SPO)	d						
Long Eaton (LGE)	d	2228				2341	
Attenborough (ATB)	d	2235				2348	
Beeston (BEE)	d	2206	2238		2320	2352	0023
Nottingham (NOT)	8 a	2212	2245		2326	2359	0029
Newark Castle (NCT)	a						
Lincoln (LCN)	a						
Grimsby Town (GMB)	a						

NOTES (see introductory pages for explanation of train operator codes and standard symbols)

- a Arrival time
d Departure time
- D From London St Pancras Intl
K From Plymouth to Leeds
- MM Monday mornings