

London to Kettering, Corby, Leicester, Nottingham, Derby, Chesterfield and Sheffield

Mondays to Fridays

Operator Train ID Days of operation/Notes 1st Class/Reservations/Bus Catering facilities	EM 1D86	EM 1D64	EM 1Y67	EM 1F66	EM 1F87	EM MX	EM 1D88	EM MX	EM 1Y69	EM 1F89	EM MX	EM 1F00	EM 2L09	EM 1D01	EM 1F01	EM 1D01	EM 2L57
St Pancras International (STP)																	
Luton Airport Parkway (LTN)									0033	0055						0527	
Luton (LUT)									0036	0059							
Bedford (BDM)									0100	0122							
Wellingborough (WEL)				0011	0021				0111	0132							
Kettering (KET)				0017	0036				0119	0141							
Kettering (KET)			0001	0018	0037	0047	0055	0110	0120	0141	0151			0606			
Corby (COR)			0009a						0128a								
Oakham (OKM)																	
Melton Mowbray (MMO)																	
Market Harborough (MHR)				0028		0112a		0135a			0216a			0616			
Leicester (LEI)				0043	0125		0143			0229				0630	0635		
Leicester (LEI)				0044	0130		0149			0236		0548	0632	0641	0636	0641	0638
Syston (SYS)													0640				0647
Sileby (SIL)													0645				0652
Barrow Upon Soar (BWS)													0649				0658
Loughborough (LBO)		0009		0054	0140		0159					0558	0654a		0646	0652	0704
East Midlands Parkway (EMD)	0004	0017		0101	0148		0207					0606			0653	0659	0713
Attenborough (ATB)																	0721
Beeston (BEE)	0016	0023					0213										0725
Nottingham (NOT)	0022	0029					0219										0732
Newark Castle (NCT)																	0803
Lincoln (LCN)																	0836
Grimsby Town (GMB)																	
Long Eaton (LGE)					0152							0610				0658	
Derby (DBY)				0111	0201					0256		0619				0707	
Chesterfield (CHD)												0642				0725	
Sheffield (SHF)												0708				0743	

Operator Train ID Days of operation/Notes 1st Class/Reservations/Bus Catering facilities	EM 1Y01	EM 1F03	EM 1D06	EM 1D06	EM 1Y03	EM 1F07	EM 2L59	EM 1D08	EM 2L59	EM 1Y05	EM 1F10	EM 1D11	EM 1Y07	EM 1F12	EM 2L61 A	EM 1D13	EM 2L61 A
St Pancras International (STP)	0545	0559	0605	0605	0617	0632		0635		0647	0702	0705	0718	0730		0735	
Luton Airport Parkway (LTN)	0607				0643					0709			0742				
Luton (LUT)	0610				0646					0712			0745				
Bedford (BDM)	0626		0639	0639	0701		0711			0728			0800				
Wellingborough (WEL)	0637	0642			0713					0739		0751	0811				
Kettering (KET)	0644		0653	0653	0721		0726			0747		0757	0819			0825	
Kettering (KET)	0646		0654	0654	0722		0727			0748		0758	0820			0826	
Corby (COR)	0654a				0730a					0756a			0828a				
Oakham (OKM)																	
Melton Mowbray (MMO)																	
Market Harborough (MHR)			0704	0704			0737					0808				0836	
Leicester (LEI)		0705	0718	0718		0741	0749			0808	0822		0839			0848	
Leicester (LEI)		0706	0719	0719		0742	0749	0750		0809	0825		0840	0841		0849	
Syston (SYS)							0754							0849			
Sileby (SIL)							0758							0854			
Barrow Upon Soar (BWS)							0758							0858			
Loughborough (LBO)			0729	0731		0752	0804				0835		0850	0903			
East Midlands Parkway (EMD)			0737	0738		0800	0813		0813		0842		0857	0912			0912
Attenborough (ATB)									0819								0918
Beeston (BEE)			0743	0745					0823			0849					0922
Nottingham (NOT)			0750	0751			0821		0830		0900					0911	0928
Newark Castle (NCT)									0900								
Lincoln (LCN)									0932								
Grimsby Town (GMB)									1026								
Long Eaton (LGE)						0804									0902		
Derby (DBY)		0728				0814					0830			0911			
Chesterfield (CHD)		0746				0832					0851			0929			
Sheffield (SHF)		0801				0845					0906			0942			

For the complete service between London, Luton and Bedford see table 051
 For the complete service between Attenborough and Nottingham see table 056
 For the complete service between Nottingham, Lincoln and Grimsby see table 057
 For the complete service between Derby, Chesterfield and Sheffield see table 053
NOTES (see introductory pages for explanation of train operator codes and standard symbols)

- a Arrival time
- d Departure time
- A To Liverpool Lime Street, see table 053
- MO Mondays only
- MX Not Mondays

London to Kettering, Corby, Leicester, Nottingham, Derby, Chesterfield and Sheffield

Mondays to Fridays

Operator Train ID 1st Class/Reservations/Bus Catering facilities	EM 1Y09	EM 1F15 1◇ ㄝ	EM 1D16 1◇ ㄝ	EM 1Y11	EM 1F17 1◇ ㄝ	EM 2L63	EM 1D18 1◇ ㄝ	EM 2L63	EM 1Y13	EM 1F20 1◇ ㄝ	EM 1D21 1◇ ㄝ	EM 1Y15	EM 1F22 1◇ ㄝ	EM 2L65	EM 1D23 1◇ ㄝ	EM 2L65	EM 1M15 1◇ ㄝ
St Pancras International (STP)	d 0749	0803	0806	0818	0832		0835		0847	0902	0905	0915	0932		0935		0945
Luton Airport Parkway (LTN)	d 0811			0841					0912			0937					1007
Luton (LUT)	d 0814			0845					0915			0940					1011
Bedford (BDM)	d 0830			0901					0930			0956					1025
Wellingborough (WEL)	d 0841			0912					0942			1007					1036
Kettering (KET)	a 0848		0854	0919			0925		0950		0955	1014			1021		1044
Kettering (KET)	d 0849		0855	0921			0926		0951		0956	1016			1022		1045
Corby (COR)	d 0857a			0929a					0959a			1024a					1055
Oakham (OKM)	a																
Melton Mowbray (MMO)	a																1123
Market Harborough (MHR)	d		0905				0936				1006				1032		
Leicester (LEI)	a	0908	0919		0939		0948			1009	1019		1036		1046		
Leicester (LEI)	d	0909	0920		0940	0944	0950			1010	1020		1037	1043	1047		
Syston (SYS)	d					0952								1050			
Sileby (SIL)	d					0957								1055			
Barrow Upon Soar (BWS)	d					1002								1059			
Loughborough (LBO)	d		0930		0950	1007					1030		1047	1105			
East Midlands Parkway (EMD)	d 0938		0938		0958	1016		1016			1038		1054	1114			1114
Attenborough (ATB)	d							1024									1120
Beeston (BEE)	d		0944					1028			1044						1124
Nottingham (NOT)	a 0949		0949				1011	1033			1050				1107		1132
Newark Castle (NCT)	a							1057									1157
Lincoln (LCN)	a							1129									1227
Grimsby Town (GMB)	a							1223									
Long Eaton (LGE)	d				1002								1059				
Derby (DBY)	a 0930				1011					1030			1108				
Chesterfield (CHD)	a 0948				1029					1049			1126				
Sheffield (SHF)	a 1001				1042					1105			1142				

Operator Train ID 1st Class/Reservations/Bus Catering facilities	EM 1F25 1◇ ㄝ	EM 1D26 1◇ ㄝ	EM 1Y17	EM 1F27 1◇ ㄝ	EM 2L67	EM 1D28 1◇ ㄝ	EM 2L67	EM 1Y19	EM 1F30 1◇ ㄝ	EM 1D31 1◇ ㄝ	EM 1Y21	EM 1F32 1◇ ㄝ	EM 2L69	EM 1D33 1◇ ㄝ	EM 2L69	EM 1Y23	EM 1F35 1◇ ㄝ
St Pancras International (STP)	d 1002	1005	1015	1032		1035		1045	1102	1105	1115	1132		1135		1145	1202
Luton Airport Parkway (LTN)	d 1007		1037					1107			1137					1207	
Luton (LUT)	d 1010		1040					1110			1140					1210	
Bedford (BDM)	d 1013		1056					1126			1156					1226	
Wellingborough (WEL)	d 1016		1107					1137			1207					1237	
Kettering (KET)	a 1053	1115				1121		1145		1153	1214			1220		1245	
Kettering (KET)	d 1054	1117				1122		1146		1154	1216			1221		1246	
Corby (COR)	d 1125a							1154a			1224a					1254a	
Oakham (OKM)	a																
Melton Mowbray (MMO)	a																
Market Harborough (MHR)	d 1104					1132				1204				1231			
Leicester (LEI)	a 1107	1117		1136		1146			1206	1217		1234		1245			1305
Leicester (LEI)	d 1108	1118		1137	1143	1147			1207	1218		1235	1243	1246			1307
Syston (SYS)	d				1150								1250				
Sileby (SIL)	d				1155								1255				
Barrow Upon Soar (BWS)	d				1159								1259				
Loughborough (LBO)	d 1128		1147	1205						1228		1247c	1305				
East Midlands Parkway (EMD)	d 1135		1154	1214		1214				1235		1254	1314		1314		
Attenborough (ATB)	d					1220											1320
Beeston (BEE)	d	1142				1224				1242							1324
Nottingham (NOT)	a 1150					1208	1231			1248				1307	1331		
Newark Castle (NCT)	a							1257									1356
Lincoln (LCN)	a							1330									1425
Grimsby Town (GMB)	a							1424									
Long Eaton (LGE)	d			1159								1259					
Derby (DBY)	a 1129			1208					1227			1308					1327
Chesterfield (CHD)	a 1147			1228					1246			1327					1346
Sheffield (SHF)	a 1201			1242					1300			1342					1400

NOTES (see introductory pages for explanation of train operator codes and standard symbols)

- a Arrival time
- d Departure time
- c Arrives 3 minutes earlier

London to Kettering, Corby, Leicester, Nottingham, Derby, Chesterfield and Sheffield

Mondays to Fridays

Operator Train ID 1st Class/Reservations/Bus Catering facilities	EM 1D36	EM 1Y25	EM 1F37	EM 2L71	EM 1D38	EM 2L71	EM 1Y27	EM 1F40	EM 1D41	EM 1Y29	EM 1F42	EM 1D43	EM 1Y31	EM 1F45	EM 1D46	EM 1Y33	EM 1F47
St Pancras International (STP)	d 1205	1215	1232		1235		1245	1302	1305	1315	1332	1335	1345	1402	1405	1415	1432
Luton Airport Parkway (LTN)	d 1205	1237					1307			1337			1407			1437	
Luton (LUT)	d 1205	1240					1310			1340			1410			1440	
Bedford (BDM)	d 1205	1256					1326			1356			1426			1456	
Wellingborough (WEL)	d 1205	1307					1337			1408			1437			1508	
Kettering (KET)	a 1252	1316			1321		1344		1352	1416		1421	1445		1452	1515	
Kettering (KET)	d 1253	1317			1322		1346		1353	1417		1422	1446		1453	1516	
Corby (COR)	d 1253	1325a					1356a			1425a			1454a			1524a	
Oakham (OKM)	a 1253																
Melton Mowbray (MMO)	a 1253																
Market Harborough (MHR)	d 1305				1332				1404			1432			1503		
Leicester (LEI)	a 1318		1335		1346			1405	1417		1436	1446		1505	1516		1536
Leicester (LEI)	d 1319		1336	1338	1347			1407	1418		1437	1447		1507	1517		1537
Syston (SYS)	d 1319			1346													
Sileby (SIL)	d 1319			1352													
Barrow Upon Soar (BWS)	d 1319			1357													
Loughborough (LBO)	d 1329		1346	1403					1428		1447				1528		1547
East Midlands Parkway (EMD)	d 1336		1354	1413		1413			1435		1454				1535		1554
Attenborough (ATB)	d 1343					1419											
Beeston (BEE)	d 1343					1422			1442						1542		
Nottingham (NOT)	a 1350				1408	1432			1448		1507				1548		
Newark Castle (NCT)	a 1350					1459											
Lincoln (LCN)	a 1350					1530											
Grimsby Town (GMB)	a 1350					1625											
Long Eaton (LGE)	d 1358									1459							1559
Derby (DBY)	a 1407							1428		1508				1528			1609
Chesterfield (CHD)	a 1428							1446		1527				1547			1628
Sheffield (SHF)	a 1442							1505		1542				1600			1642

Operator Train ID Days of operation/Notes 1st Class/Reservations/Bus Catering facilities	EM 2L75	EM 1D48	EM 2L75	EM 1Y35	EM 1F50	EM 1D51	EM 1Y37	EM 1F52	EM 2L77	EM 1D53	EM 2L77	EM 1Y39	EM 1F55	EM 1D90	EM 1Y41	EM 1F56	EM 2L79 B
St Pancras International (STP)		1435		1445	1502	1505	1515	1532		1535		1545	1602	1605	1616	1632	
Luton Airport Parkway (LTN)				1507			1537					1608			1639		
Luton (LUT)				1510			1540					1611			1642		
Bedford (BDM)				1526			1556					1627			1658		
Wellingborough (WEL)				1537			1607					1638			1709		
Kettering (KET)		1521		1545		1551	1614			1621		1646		1651	1717		
Kettering (KET)		1522		1546		1552	1615			1622		1647		1652	1718		
Corby (COR)				1554a			1623a					1655a			1726a		
Oakham (OKM)																	
Melton Mowbray (MMO)																	
Market Harborough (MHR)		1532			1602					1632				1703			
Leicester (LEI)	a 1539	1547			1606	1615		1636		1646			1705	1717		1739	
Leicester (LEI)	d 1547			1607	1617			1637	1643	1647			1706	1718		1741	1743
Syston (SYS)	d 1547								1650								1750
Sileby (SIL)	d 1553								1655								1755
Barrow Upon Soar (BWS)	d 1558								1659								1759
Loughborough (LBO)	d 1603					1627		1647	1705					1728		1751	1805
East Midlands Parkway (EMD)	d 1613		1613			1634		1654	1714		1714			1737		1758	
Attenborough (ATB)	d 1613		1620								1720						
Beeston (BEE)	d 1613		1624			1641					1724			1744			
Nottingham (NOT)	a 1607		1632			1650				1709	1731			1751			
Newark Castle (NCT)	a 1700										1801						
Lincoln (LCN)	a 1731										1834						
Grimsby Town (GMB)	a 1826																
Long Eaton (LGE)	d 1659							1659								1804	
Derby (DBY)	a 1628							1708					1728			1813	
Chesterfield (CHD)	a 1646							1728					1747			1835	
Sheffield (SHF)	a 1700							1744					1805			1848	

NOTES (see introductory pages for explanation of train operator codes and standard symbols)

- a Arrival time
- d Departure time
- B To Cleethorpes, see table 057

London to Kettering, Corby, Leicester, Nottingham, Derby, Chesterfield and Sheffield

Mondays to Fridays

Operator Train ID Days of operation/Notes 1st Class/Reservations/Bus Catering facilities	EM 1D92	EM 2L79 B	EM 1Y43	EM 1F60	EM 1D61	EM 1Y45	EM 1F62	EM 1D63	EM 1Y47	EM 1F65	EM 1D66	EM 1Y49	EM 1F67	EM 2L83 B	EM 1D99	EM 1M51	EM 2L83 B
St Pancras International (STP) d	1635		1647	1702	1705	1717	1732	1735	1747	1802	1805	1817	1832			1835	
Luton Airport Parkway (LTN) d			1709			1741			1812			1842					
Luton (LUT) d			1712			1744			1815			1845					
Bedford (BDM) d			1728			1800			1830			1901					
Wellingborough (WEL) d			1739			1811			1842			1912					
Kettering (KET) a	1725		1746		1756	1819		1824	1850		1856	1919				1927	
Kettering (KET) d	1726		1748		1758	1820		1826	1851		1857	1920			1933	1938	
Corby (COR) d			1756a			1828a			1859a			1928a				1947	
Oakham (OKM) a																2006	
Melton Mowbray (MMO) a																2017	
Market Harborough (MHR) d	1737				1808			1836			1907				1943		
Leicester (LEI) a	1749			1809	1822		1840	1848		1909	1920		1940		1955		
Leicester (LEI) d	1751			1811	1823		1841	1850		1910	1921		1941	1944	1957		
Syston (SYS) d														1951			
Sileby (SIL) d														1956			
Barrow Upon Soar (BWS) d														2000			
Loughborough (LBO) d		1805			1834		1851				1931		1951	2006	2007		
East Midlands Parkway (EMD) d	1804	1816c			1841		1859	1903			1938		1959	2015			2015
Attenborough (ATB) d		1822															2020
Beeston (BEE) d		1825			1849						1947						2024
Nottingham (NOT) a	1821	1833			1855			1913			1956				2025		2030
Newark Castle (NCT) a		1902															2059
Lincoln (LCN) a		1931															2129
Grimsby Town (GMB) a		2026															2223
Long Eaton (LGE) d							1903						2003				
Derby (DBY) a				1834			1912			1931			2012				
Chesterfield (CHD) a				1852			1931			1949			2031				
Sheffield (SHF) a				1916			1948			2002			2049				

Operator Train ID Days of operation/Notes 1st Class/Reservations/Bus Catering facilities	EM 1Y51	EM 1F70	EM 1D71	EM 1Y53	EM 1F72	EM 2L85	EM 1D73	EM 2L85	EM 1Y55	EM 1F75	EM 1D96	EM 1Y57	EM 2K32 C	EM 1F77	EM 1D94	EM 2K32 C	EM 1Y59
St Pancras International (STP) d	1847	1902	1905	1915	1932		1935		1945	2002	2005	2015		2031	2034		2045
Luton Airport Parkway (LTN) d	1909			1937					2007			2037					2107
Luton (LUT) d	1912			1940					2010			2040					2110
Bedford (BDM) d	1928			1956					2026			2056					2126
Wellingborough (WEL) d	1939			2007					2037			2107					2138
Kettering (KET) a	1947		1955	2015			2024		2047		2055	2115			2120		2146
Kettering (KET) d	1948		1956	2016			2026		2048		2057	2116			2121		2147
Corby (COR) d	1956a			2024a					2056a			2124a					2155a
Oakham (OKM) a																	
Melton Mowbray (MMO) a																	
Market Harborough (MHR) d			2006				2036				2107				2131		
Leicester (LEI) a		2009	2019		2040		2048			2110	2122			2136	2145		
Leicester (LEI) d		2010	2020		2041		2050			2111	2123			2137	2146		
Syston (SYS) d					2048								2130				
Sileby (SIL) d					2053								2142				
Barrow Upon Soar (BWS) d					2057								2146				2146
Loughborough (LBO) d			2031		2051		2103				2133			2147			2152
East Midlands Parkway (EMD) d			2038		2058		2104		2113		2141			2154			2207e
Attenborough (ATB) d									2121								2217f
Beeston (BEE) d			2046						2125		2149						2220
Nottingham (NOT) a			2053				2114		2131		2155				2207		2230
Newark Castle (NCT) a									2203						2242		
Lincoln (LCN) a									2234						2313		
Grimsby Town (GMB) a																	
Long Eaton (LGE) d					2103									2159			
Derby (DBY) a		2031			2112					2131				2210			
Chesterfield (CHD) a		2051			2131					2150				2228			
Sheffield (SHF) a		2116			2145					2204				2243			

NOTES (see introductory pages for explanation of train operator codes and standard symbols)

- a Arrival time
- d Departure time
- c Arrives 3 minutes earlier
- e Arrives 7 minutes earlier
- f Arrives 4 minutes earlier
- B To Cleethorpes, see table 057
- C From Peterborough, see table 054

London to Kettering, Corby, Leicester, Nottingham, Derby, Chesterfield and Sheffield

Mondays to Fridays

Operator Train ID Days of operation/Notes 1st Class/Reservations/Bus Catering facilities	EM 1F80	EM 1D81	EM 1Y61	EM 1F82	EM 1D83	EM 1Y63	EM 1Y65	EM 2L87	EM 1F85	EM 1D86	EM 1Y67	EM 1F87	EM TSM 1D88	EM TSM 1Y69	EM 1F89 TSM
St Pancras International (STP)	2102	2105	2115	2132	2135	2145	2215		2232	2235	2247	2305			2354
Luton Airport Parkway (LTN)			2137			2207	2238				2316	2346			0033
Luton (LUT)			2140			2210	2241				2319				0036
Bedford (BDM)			2156			2226	2256				2340				0100
Wellingborough (WEL)			2208			2237	2308				2352	0021			0111
Kettering (KET)		2152	2215		2221	2245	2316			2321	2359	0036		0054	0119
Kettering (KET)		2153	2217		2222	2247	2317			2322	0001	0037	0047	0055	0110
Corby (COR)			2225a			2255a	2325a				0009a				0120
Oakham (OKM)															0128a
Melton Mowbray (MMO)															
Market Harborough (MHR)		2203			2232					2332			0112a	0135a	
Leicester (LEI)	2205	2215		2237	2245				2336	2345		0125		0143	0229
Leicester (LEI)		2206	2218		2238	2246		2251	2337	2346		0130		0149	0236
Syston (SYS)								2259							
Sileby (SIL)								2304							
Barrow Upon Soar (BWS)															
Loughborough (LBO)			2228		2248			2310	2347	2356		0140		0159	
East Midlands Parkway (EMD)			2235		2256	2300		2318	2354	0004		0148		0207	
Attenborough (ATB)								2323							
Beeston (BEE)			2242					2327		0016				0213	
Nottingham (NOT)			2248		2310			2334		0022				0219	
Newark Castle (NCT)															
Lincoln (LCN)															
Grimsby Town (GMB)															
Long Eaton (LGE)						2300			2359			0152			
Derby (DBY)		2228			2309				0008			0201			0256
Chesterfield (CHD)		2246			2328				0026						
Sheffield (SHF)		2301			2341				0039						

Operator Days of operation/Notes 1st Class/Reservations/Bus	EM TSM
St Pancras International (STP)	
Luton Airport Parkway (LTN)	
Luton (LUT)	
Bedford (BDM)	
Wellingborough (WEL)	
Kettering (KET)	
Kettering (KET)	0151
Corby (COR)	
Oakham (OKM)	
Melton Mowbray (MMO)	
Market Harborough (MHR)	0216a
Leicester (LEI)	
Leicester (LEI)	
Syston (SYS)	
Sileby (SIL)	
Barrow Upon Soar (BWS)	
Loughborough (LBO)	
East Midlands Parkway (EMD)	
Attenborough (ATB)	
Beeston (BEE)	
Nottingham (NOT)	
Newark Castle (NCT)	
Lincoln (LCN)	
Grimsby Town (GMB)	
Long Eaton (LGE)	
Derby (DBY)	
Chesterfield (CHD)	
Sheffield (SHF)	

NOTES (see introductory pages for explanation of train operator codes and standard symbols)

- a Arrival time
- d Departure time
- TSM Tuesday to Saturday mornings

London to Kettering, Corby, Leicester, Nottingham, Derby, Chesterfield and Sheffield

Saturdays

Operator Train ID 1st Class/Reservations/Bus Catering facilities	EM 1D86 1◇	EM 1Y67 1◇	EM 1F87 1◇	EM 1D88 1◇	EM 1Y69 1◇	EM 1F89 1◇	EM 1F00 1◇	EM 1Y99 1◇	EM 1D01 1◇	EM 1F03 1◇	EM 1D01 1◇	EM 2L57 1◇	EM 1Y01 1◇	EM 1F05 1◇	EM 1D06 1◇	
St Pancras International (STP) d						0015				0530				0533	0600	0605
Luton Airport Parkway (LTN) d						0033	0054							0601		
Luton (LUT) d						0036	0059							0604		
Bedford (BDM) d						0100	0122							0619		0638
Wellingborough (WEL) d			0021			0111	0132							0630	0642	
Kettering (KET) a			0036			0119	0141							0638		0652
Kettering (KET) d		0001	0037	0047	0055	0110	0120	0141	0151		0555	0610		0639		0653
Corby (COR) d		0009a				0128a					0603a			0649a		
Oakham (OKM) a																
Melton Mowbray (MMO) a																
Market Harborough (MHR) d				0112a		0135a		0216a			0620					0704
Leicester (LEI) a			0125		0143		0229			0634	0638				0706	0718
Leicester (LEI) d			0130		0149		0236		0551	0646	0639	0646	0643		0707	0719
System (SYS) d													0650			
Sileby (SIL) d													0655			
Barrow Upon Soar (BWS) d													0659			
Loughborough (LBO) d			0140		0159				0601		0649	0656	0706		0717	0729
East Midlands Parkway (EMD) d	0004		0148		0207				0608		0657	0704	0715		0724	0737
Attenborough (ATB) d														0723		
Beeston (BEE) d	0016				0213								0713	0727		0743
Nottingham (NOT) a	0022				0219								0719	0734		0751
Newark Castle (NCT) a														0800		
Lincoln (LCN) a														0830		
Grimsby Town (GMB) a																
Long Eaton (LGE) d			0152						0613				0701			
Derby (DBY) a			0201				0256		0622				0709			0735
Chesterfield (CHD) a									0644				0728			0753
Sheffield (SHF) a									0708				0743			0806

Operator Train ID 1st Class/Reservations/Bus Catering facilities	EM 1Y03 1◇	EM 1F07 1◇	EM 1D08 1◇	EM 1Y05 1◇	EM 1F10 1◇	EM 1D11 1◇	EM 1Y07 1◇	EM 1F12 1◇	EM 2L61 1◇	EM 1D13 1◇	EM 2L61 1◇	EM 1Y09 1◇	EM 1F15 1◇	EM 1D16 1◇	EM 1Y11 1◇	EM 1F17 1◇	EM 2L63 1◇	EM 1D18 1◇
St Pancras International (STP) d	0608	0630	0633	0646	0702	0705	0715	0732		0735		0745	0802	0805	0815	0832		0835
Luton Airport Parkway (LTN) d	0630			0708			0737					0807			0837			
Luton (LUT) d	0633			0711			0740					0810			0840			
Bedford (BDM) d	0649		0706	0727		0739	0756					0826			0856			
Wellingborough (WEL) d	0701			0738		0750	0808					0838			0908			
Kettering (KET) a	0709		0720	0746		0756	0815			0821		0845		0852	0915			0921
Kettering (KET) d	0710		0721	0748		0757	0816			0822		0846		0854	0916			0922
Corby (COR) d	0718a			0757a			0824a					0854a			0924a			
Oakham (OKM) a																		
Melton Mowbray (MMO) a																		
Market Harborough (MHR) d			0731		0807					0832				0904				0932
Leicester (LEI) a		0733	0744		0806	0820		0836		0845			0905	0916		0936		0945
Leicester (LEI) d		0734	0745		0807	0821		0837	0843	0846			0906	0917		0937	0943	0946
System (SYS) d									0850									0951
Sileby (SIL) d									0855									0956
Barrow Upon Soar (BWS) d									0859									1000
Loughborough (LBO) d		0744	0755		0831		0847	0905						0927		0947		1005
East Midlands Parkway (EMD) d		0753			0838		0854	0916c		0916c				0935		0954		1014
Attenborough (ATB) d														0922				
Beeston (BEE) d					0845									0926				
Nottingham (NOT) a			0811		0853				0911					0933		0948		1009
Newark Castle (NCT) a												0956						
Lincoln (LCN) a												1026						
Grimsby Town (GMB) a																		
Long Eaton (LGE) d		0757						0859										0959
Derby (DBY) a		0806			0827			0908						0927				1008
Chesterfield (CHD) a		0828			0846			0930						0945				1028
Sheffield (SHF) a		0844			0900			0945						1000				1042

NOTES (see introductory pages for explanation of train operator codes and standard symbols)

- a Arrival time
- d Departure time
- c Arrives 3 minutes earlier

London to Kettering, Corby, Leicester, Nottingham, Derby, Chesterfield and Sheffield

Saturdays

Operator Train ID 1st Class/Reservations/Bus Catering facilities	EM 2L63	EM 1Y13	EM 1F20 1◇ ⌘	EM 1D21 1◇ ⌘	EM 1Y15	EM 1F22 1◇ ⌘	EM 2L65	EM 1D23 1◇ ⌘	EM 2L65	EM 1Y17	EM 1F25 1◇ ⌘	EM 1D26 1◇ ⌘	EM 1Y19	EM 1F27 1◇ ⌘	EM 2L67	EM 1D28 1◇ ⌘	EM 2L67	EM 1Y21
St Pancras International (STP) d		0845	0902	0905	0915	0932		0935		0945	1002	1005	1015	1032		1035		1045
Luton Airport Parkway (LTN) d		0907			0937					1007			1037					1107
Luton (LUT) d		0910			0940					1010			1040					1110
Bedford (BDM) d		0926			0956					1026			1056					1126
Wellingborough (WEL) d		0938			1008					1038			1108					1138
Kettering (KET) a		0945		0952	1015			1021		1045		1052	1115			1121		1145
Kettering (KET) d		0946		0953	1016			1022		1046		1054	1116			1122		1146
Corby (COR) d		0954a			1024a					1054a		1124a						1154a
Oakham (OKM) a																		
Melton Mowbray (MMO) a																		
Market Harborough (MHR) d				1003				1032				1104				1132		
Leicester (LEI) a			1005	1016		1036		1045			1105	1116		1136		1145		
Leicester (LEI) d			1006	1018		1037	1042	1046			1106	1117		1137	1143	1147		
System (SYS) d							1050								1150			
Sileby (SIL) d							1055								1155			
Barrow Upon Soar (BWS) d							1059								1159			
Loughborough (LBO) d				1028		1047	1104					1127		1147	1205			
East Midlands Parkway (EMD) d		1014		1035		1054	1113		1113			1135		1154	1213			1213
Attenborough (ATB) d		1025							1119									1220
Beeston (BEE) d		1029		1042					1123			1141						1224
Nottingham (NOT) a		1036		1049				1109	1135			1149				1211		1233
Newark Castle (NCT) a		1100							1201									1300
Lincoln (LCN) a		1130							1230									1332
Grimsby Town (GMB) a		1225																1428
Long Eaton (LGE) d						1059								1159				
Derby (DBY) a			1027			1108					1127			1208				
Chesterfield (CHD) a			1045			1129					1145			1227				
Sheffield (SHF) a			1058			1142					1158			1244				











Operator Train ID 1st Class/Reservations/Bus Catering facilities	EM 1F30 1◇ ⌘	EM 1D31 1◇ ⌘	EM 1Y23	EM 1F32 1◇ ⌘	EM 2L69	EM 1D33 1◇ ⌘	EM 2L69	EM 1Y25	EM 1F35 1◇ ⌘	EM 1D36 1◇ ⌘	EM 1Y27	EM 1F37 1◇ ⌘	EM 2L71	EM 1D38 1◇ ⌘	EM 2L71	EM 1Y29	EM 1F40 1◇ ⌘	EM 1D41 1◇ ⌘
St Pancras International (STP) d	1102	1105	1115	1132		1135		1145	1202	1205	1215	1232		1235		1245	1302	1305
Luton Airport Parkway (LTN) d			1137					1207			1237					1307		
Luton (LUT) d			1140					1210			1240					1310		
Bedford (BDM) d			1156					1226			1256					1326		
Wellingborough (WEL) d			1208					1238			1308					1338		
Kettering (KET) a		1152	1215			1221		1245		1252	1315			1321		1345		1352
Kettering (KET) d		1153	1216			1222		1246		1254	1316			1322		1346		1353
Corby (COR) d			1224a					1254a			1324a					1354a		
Oakham (OKM) a																		
Melton Mowbray (MMO) a																		
Market Harborough (MHR) d		1203				1232				1304				1332				1403
Leicester (LEI) a	1206	1216		1236		1245			1305	1317		1336		1345			1405	1416
Leicester (LEI) d	1207	1217		1237	1243	1246			1306	1318		1337	1343	1346			1406	1418
System (SYS) d					1250								1350					
Sileby (SIL) d					1255								1355					
Barrow Upon Soar (BWS) d					1259								1359					
Loughborough (LBO) d		1227		1247	1305					1328		1347	1405					1428
East Midlands Parkway (EMD) d		1235		1254	1313		1313			1335		1354	1413		1413			1435
Attenborough (ATB) d								1320							1420			
Beeston (BEE) d		1241						1324			1342				1423			1442
Nottingham (NOT) a		1248				1309	1334			1349				1408	1433			1448
Newark Castle (NCT) a								1400								1502		
Lincoln (LCN) a								1429								1532		
Grimsby Town (GMB) a																1627		
Long Eaton (LGE) d				1259								1359						
Derby (DBY) a	1227			1308						1327		1408						1427
Chesterfield (CHD) a	1246			1328						1346		1426						1445
Sheffield (SHF) a	1259			1343						1400		1444						1500














NOTES (see introductory pages for explanation of train operator codes and standard symbols)

- a Arrival time
- d Departure time

London to Kettering, Corby, Leicester, Nottingham, Derby, Chesterfield and Sheffield

Saturdays

Operator Train ID Days of operation/Notes 1st Class/Reservations/Bus Catering facilities	EM 1Y31	EM 1F42	EM 1D43	EM 1Y33	EM 1F45	EM 1D46	EM 1Y35	EM 1F47	EM 2L75	EM 1D48	EM 2L75	EM 1Y37	EM 1F50	EM 1D51	EM 1Y39	EM 1F52	EM 2L77 A	EM 1D53
St Pancras International (STP)    d	1315	1332	1335	1345	1402	1405	1415	1432		1435		1445	1502	1505	1515	1532		1535
Luton Airport Parkway (LTN)  d	1337			1407			1437					1507			1537			
Luton (LUT)  d	1340			1410			1440					1510			1540			
Bedford (BDM)  d	1356			1426			1456					1526			1556			
Wellingborough (WEL) d	1408			1438			1508					1538			1608			
Kettering (KET) a	1415		1421	1445		1452	1515			1521		1545		1552	1615			1621
Kettering (KET) d	1416		1422	1446		1453	1516			1522		1546a		1553	1616a			1622
Corby (COR) d	1424a			1454a			1524a					1554a			1624a			
Oakham (OKM) a																		
Melton Mowbray (MMO) a																		
Market Harborough (MHR) d			1432			1503				1532				1603				1632
Leicester (LEI) a		1435	1445		1505	1516		1536		1545			1605	1616		1635		1645
Leicester (LEI) d		1436	1446		1506	1518		1537	1543	1546			1606	1618		1636	1643	1646
Syston (SYS) d									1550								1650	
Sileby (SIL) d									1555								1655	
Barrow Upon Soar (BWS) d									1559								1659	
Loughborough (LBO) d		1446			1528		1547	1605						1628	1646		1705	
East Midlands Parkway (EMD)  d		1454			1535		1554	1614		1614				1635	1654		1715	
Attenborough (ATB) d										1622								1709
Beeston (BEE) d						1542				1626				1642				
Nottingham (NOT)  a			1508			1549				1609				1648				
Newark Castle (NCT) a												1659						
Lincoln (LCN) a												1729						
Grimsby Town (GMB) a												1825						
Long Eaton (LGE) d		1458					1559									1658		
Derby (DBY)  a		1507			1527		1608					1627		1627	1708			
Chesterfield (CHD) a		1526			1545		1627					1645		1645	1730			
Sheffield (SHF)  a		1542			1600		1642					1658		1658	1745			

Operator Train ID Days of operation/Notes 1st Class/Reservations/Bus Catering facilities	EM 2L77 A	EM 1Y41	EM 1F55	EM 1D56	EM 1Y43	EM 1F57	EM 2L79	EM 1D58	EM 2L79	EM 1Y45	EM 1F60	EM 1D61	EM 1Y47	EM 1F62	EM 1D63	EM 1Y49	EM 1F65	EM 1D66
St Pancras International (STP)    d		1545	1602	1605	1615	1632		1635		1645	1702	1705	1715	1732	1735	1745	1802	1805
Luton Airport Parkway (LTN)  d		1607			1637					1707			1737			1807		
Luton (LUT)  d		1610			1640					1710			1740			1810		
Bedford (BDM)  d		1626			1656					1726			1756			1826		
Wellingborough (WEL) d		1638			1708					1738			1808			1838		
Kettering (KET) a		1645		1650	1715		1721			1745		1751	1815		1821	1845		1851
Kettering (KET) d		1646		1652	1716		1722			1746		1752	1816		1822	1846		1852
Corby (COR) d		1654a			1724a					1754a			1824a			1854a		
Oakham (OKM) a																		
Melton Mowbray (MMO) a																		
Market Harborough (MHR) d				1704c				1732				1803			1832			1903
Leicester (LEI) a			1705	1717		1735		1744			1805	1816		1835	1845		1905	1916
Leicester (LEI) d			1706	1718		1736	1742	1745			1806	1818		1836	1846		1906	1918
Syston (SYS) d							1750											
Sileby (SIL) d							1755											
Barrow Upon Soar (BWS) d							1759											
Loughborough (LBO) d		 1715		1728		1746	1804		 1813			1828		1846				1928
East Midlands Parkway (EMD)  d		1715		1735		1753	1813		1813			1835		1854				1935
Attenborough (ATB) d		1723					 1819											
Beeston (BEE) d		1727			1742					1823		1842						1942
Nottingham (NOT)  a		1733		1749			1807	1832		1848				1909				1951
Newark Castle (NCT) a		1802								1901								
Lincoln (LCN) a		1832								1931								
Grimsby Town (GMB) a		1930																
Long Eaton (LGE) d						1758								1900				
Derby (DBY)  a			1726			1807						1827		1909			1927	
Chesterfield (CHD) a			1745			1828						1845		1928			1945	
Sheffield (SHF)  a			1758			1843						1900		1942			2000	

NOTES (see introductory pages for explanation of train operator codes and standard symbols)

- a Arrival time
- d Departure time
- c Arrives 3 minutes earlier

A To Cleethorpes, see table 057

London to Kettering, Corby, Leicester, Nottingham, Derby, Chesterfield and Sheffield

Saturdays

Operator Train ID 1st Class/Reservations/Bus Catering facilities	EM 1Y51	EM 1F67 1◇ ♣	EM 2L83	EM 1D68 1◇ ♣	EM 2L83	EM 1Y53	EM 1F70 1◇ ♣	EM 1D71 1◇ ♣	EM 1Y55	EM 1F72 1◇ ♣	EM 2L85	EM 1D73 1◇ ♣	EM 2L85	EM 1Y57	EM 1F75 1◇ ♣	EM 1D96 1◇ ♣	EM 1Y59	EM 1F77 1◇ ♣
St Pancras International (STP) 15 d	1815	1832		1835		1845	1902	1905	1915	1932		1935		1945	2002	2005	2015	2032
Luton Airport Parkway (LTN) 7 d	1837					1907			1937					2007			2037	
Luton (LUT) 10 d	1840					1910			1940					2010			2040	
Bedford (BDM) 7 d	1856					1926			1956					2026			2056	
Wellingborough (WEL) d	1908					1938			2008					2038			2108	
Kettering (KET) a	1915			1921		1945		1952	2015			2021		2045		2052	2115	
Kettering (KET) d	1916			1922		1946		1954	2016			2022		2046		2053	2116	
Corby (COR) d	1924a					1954a			2024a					2054a			2124a	
Oakham (OKM) a																		
Melton Mowbray (MMO) a																		
Market Harborough (MHR) d				1932				2004				2032				2103		
Leicester (LEI) a		1935		1944			2005	2017		2036		2045			2105	2116		2135
Leicester (LEI) d		1936	1943	1946			2006	2018		2037	2043	2046			2106	2117		2136
Syston (SYS) d			1950								2050							
Sileby (SIL) d			1955								2055							
Barrow Upon Soar (BWS) d			1959								2059		←					
Loughborough (LBO) d		1946	2005		←			2028		2047	2105		2105			2128		2146
East Midlands Parkway (EMD) ← d		1954	2013			2013		2035		2054	←	2100	2114			2136		2154
Attenborough (ATB) d			←			2019							2120					
Beeston (BEE) d						2023		2042					2124			2142		
Nottingham (NOT) 8 a				2009		2029		2048				2110	2130			2148		
Newark Castle (NCT) a						2057							2205					
Lincoln (LCN) a						2127							2232					
Grimsby Town (GMB) a																		
Long Eaton (LGE) d		1959								2059								2200
Derby (DBY) 6 a		2007					2028			2108						2130		2211
Chesterfield (CHD) a		2026						2047		2127						2149		2230
Sheffield (SHF) 7 a		2040						2101		2141						2202		2243

Operator Train ID 1st Class/Reservations/Bus Catering facilities	EM 2L87	EM 1D78 1◇ ♣	EM 2L87	EM 1Y61	EM 1F80 1◇ ♣	EM 1D81 1◇ ♣	EM 1Y63	EM 1F82 1◇ ♣	EM 1D83 1◇ ♣	EM 1Y65	EM 1F85 1◇ ♣	EM 2L89	EM 1Y67	EM 1D86 1◇ ♣	EM 1Y69 1◇ ♣	EM 1Y69 1◇ ♣
St Pancras International (STP) 15 d		2035		2045	2102	2105	2115	2132	2135	2145	2215		2218	2232		2235
Luton Airport Parkway (LTN) ← 7 d				2107			2137			2207			2240			
Luton (LUT) 10 d				2110			2140			2210			2243			
Bedford (BDM) 7 d				2126			2156			2228			2259			2316
Wellingborough (WEL) d				2138			2208			2240			2310			2335a
Kettering (KET) a		2121		2145		2152	2215		2224	2247	2302		2319	2318		
Kettering (KET) d		2122		2146		2153	2216		2225	2248	2304			2319	2329	
Corby (COR) d				2154a			2224a			2256a						0030a
Oakham (OKM) a																
Melton Mowbray (MMO) a																
Market Harborough (MHR) d		2132				2203			2235		2314			2329		
Leicester (LEI) a		2145			2205	2217		2235	2248		2327			2342		
Leicester (LEI) d	2143	2146			2206	2218		2236	2249		2328	2333		2345		
Syston (SYS) d	2150															
Sileby (SIL) d	2155															
Barrow Upon Soar (BWS) d	2159															
Loughborough (LBO) d	2205		←			2228		2246	2259		2338	2344		2355		
East Midlands Parkway (EMD) ← d	2214		←	2214		2235		2254	2306		2345	2352		0002		
Attenborough (ATB) d	←			2220									2357			
Beeston (BEE) d				2224									0002			
Nottingham (NOT) 8 a		2207	2230			2242			2316				0008			0018
Newark Castle (NCT) a																
Lincoln (LCN) a																
Grimsby Town (GMB) a																
Long Eaton (LGE) d														0037		
Derby (DBY) 6 a						2227			2304					0046		
Chesterfield (CHD) a						2245			2322							
Sheffield (SHF) 7 a						2258			2334							

NOTES (see introductory pages for explanation of train operator codes and standard symbols)

- a Arrival time
- d Departure time

London to Kettering, Corby, Leicester, Nottingham, Derby, Chesterfield and Sheffield

Sundays

Operator Train ID 1st Class/Reservations/Bus Catering facilities	EM 2L89	EM 1D86 1◇ ⌘	EM 1F01 1◇ ⌘	EM 1Y01	EM 1Y03	EM 1D03 1◇ ⌘	EM 1F04 1◇ ⌘	EM 1Y05	EM 1D06 1◇ ⌘	EM 1F07 1◇ ⌘	EM 1Y07	EM 1D09 1◇ ⌘	EM 1Y09	EM 1D11 1◇ ⌘	EM 1F11 1◇ ⌘	EM 1Y11	EM 1D14 1◇ ⌘	EM 1Y13
St Pancras International (STP) d						0900	0930		1000	1030		1100		1130	1202	1214	1234	
Luton Airport Parkway (LTN) d						0932	1002		1033	1103		1133		1203		1236	1257	
Luton (LUT) d						0936			1037			1137				1239		
Bedford (BDM) d						1000	1030		1100	1130		1200		1224		1255	1311	
Wellingborough (WEL) d						1012	1042		1112	1142		1212		1235		1307	1323	
Kettering (KET) a						1018	1048		1118	1148		1218		1241		1315	1329	
Kettering (KET) d				0945	1015	1019	1049	1100	1119	1149	1202	1219	1230	1242		1316	1330	1348
Corby (COR) d				0953a	1023a			1108a			1210a		1238a			1324a		1356a
Oakham (OKM) a																		
Melton Mowbray (MMO) a																		
Market Harborough (MHR) d						1029	1059		1129	1159		1229		1252	1257		1340	
Leicester (LEI) a						1043	1113		1143	1216		1243		1306	1311		1354	
Leicester (LEI) d			1015			1044	1114		1144	1218		1244		1308	1313		1356	
Syston (SYS) d																		
Sileby (SIL) d																		
Barrow Upon Soar (BWS) d																		
Loughborough (LBO) d			1025			1054	1124		1154	1228		1254			1323		1406	
East Midlands Parkway (EMD) d		0002	1032			1102	1132		1202	1235		1302			1330		1414	
Attenborough (ATB) d																		
Beeston (BEE) d	0002	0012				1108			1208			1308					1421	
Nottingham (NOT) a	0008	0018				1115			1214			1315		1329			1427	
Newark Castle (NCT) a																		
Lincoln (LCN) a																		
Grimsby Town (GMB) a																		
Long Eaton (LGE) d		0037	1037				1136			1240						1335		
Derby (DBY) a		0046	1048				1145			1250						1344		
Chesterfield (CHD) a			1111				1209			1310						1409		
Sheffield (SHF) a			1126				1224			1327						1429		









Operator Train ID 1st Class/Reservations/Bus Catering facilities	EM 1F16 1◇ ⌘	EM 1Y15	EM 1D18 1◇ ⌘	EM 1Y17	EM 1F20 1◇ ⌘	EM 1Y19	EM 1D22 1◇ ⌘	EM 1Y21	EM 1F24 1◇ ⌘	EM 1Y23	EM 1F26 1◇ ⌘	EM 1D27 1◇ ⌘	EM 1Y25	EM 1F29 1◇ ⌘	EM 1D30 1◇ ⌘	EM 1Y27	EM 1F32 1◇ ⌘	EM 1D33 1◇ ⌘
St Pancras International (STP) d	1302	1314	1334		1402	1414	1434	1444	1502	1514	1532	1535	1544	1602	1605	1614	1632	1635
Luton Airport Parkway (LTN) d		1336	1357			1436		1506		1536			1606			1636		
Luton (LUT) d		1339	1400			1439		1509		1539			1609			1639		
Bedford (BDM) d		1355	1414			1455		1525		1555			1625			1655		
Wellingborough (WEL) d		1407	1426			1507		1537		1607			1637			1706		
Kettering (KET) a		1414	1432			1514	1520	1545		1615	1617	1623	1645		1650	1715		1721
Kettering (KET) d		1416	1433	1446		1516	1521	1547		1617	1618	1624	1647		1651	1717		1722
Corby (COR) d		1424a		1454a		1524a		1555a		1625a			1655a			1725a		
Oakham (OKM) a																		
Melton Mowbray (MMO) a																		
Market Harborough (MHR) d	1355		1443		1455		1531		1555			1634		1655	1701			1732
Leicester (LEI) a	1409		1500		1509		1545		1609		1640	1652		1708	1718		1737	1746
Leicester (LEI) d	1411		1502		1511		1547		1611		1642	1653		1709	1719		1738	1748
Syston (SYS) d																		
Sileby (SIL) d																		
Barrow Upon Soar (BWS) d																		
Loughborough (LBO) d	1421		1512		1521		1557		1621		1652	1703			1729		1748	
East Midlands Parkway (EMD) d	1428		1519		1529		1605		1629		1659	1711		1723	1736		1755	1802
Attenborough (ATB) d																		
Beeston (BEE) d			1527				1611					1717			1743			1808
Nottingham (NOT) a			1533				1623					1723			1750			1815
Newark Castle (NCT) a																		
Lincoln (LCN) a																		
Grimsby Town (GMB) a																		
Long Eaton (LGE) d	1433				1533				1633		1704							1800
Derby (DBY) a	1442				1542				1642		1713			1733				1809
Chesterfield (CHD) a	1510				1609				1710		1733			1751				1831
Sheffield (SHF) a	1527				1627				1727		1749			1805				1846









NOTES (see introductory pages for explanation of train operator codes and standard symbols)

- a Arrival time
- d Departure time

London to Kettering, Corby, Leicester, Nottingham, Derby, Chesterfield and Sheffield

Sundays

Operator Train ID 1st Class/Reservations/Bus Catering facilities	EM 1Y29	EM 1F35 1◇ CP	EM 1D36 1◇ CP	EM 1Y31	EM 1F38 1◇ CP	EM 1D39 1◇ CP	EM 1Y33	EM 1F41 1◇ CP	EM 1D42 1◇ CP	EM 1Y35	EM 1F44 1◇ CP	EM 1D45 1◇ CP	EM 1Y37	EM 1F47 1◇ CP	EM 1D48 1◇ CP	EM 1Y39	EM 1F50 1◇ CP	EM 1D51 1◇ CP
St Pancras International (STP)  d	1644	1702	1705	1714	1732	1735	1744	1802	1805	1814	1832	1835	1844	1902	1905	1914	1932	1935
Luton Airport Parkway (LTN)  d	1706			1736			1806			1836			1906			1936		
Luton (LUT)  d	1709			1739			1809			1839			1909			1939		
Bedford (BDM)  d	1725			1755			1825			1855			1925			1955		
Wellingborough (WEL) d	1737			1807			1836			1906			1936			2006		
Kettering (KET) a	1745		1750	1815		1820	1845		1850	1915		1920	1945		1950	2015		2020
Kettering (KET) d	1747		1751	1817		1821	1847		1851	1917		1921	1947		1951	2017		2021
Corby (COR) d	1755a			1825a			1855a			1925a			1955a			2025a		
Oakham (OKM) a																		
Melton Mowbray (MMO) a																		
Market Harborough (MHR) d			1801			1831			1901			1931			2001			2031
Leicester (LEI) a		1805	1816		1837	1846		1906	1916		1937	1946		2005	2017		2037	2046
Leicester (LEI) d		1806	1819		1838	1849		1907	1918		1938	1947		2007	2019		2038	2048
System (SYS) d																		
Sileby (SIL) d																		
Barrow Upon Soar (BWS) d																		
Loughborough (LBO) d			1829		1848				1928		1948				2029		2048	2058
East Midlands Parkway (EMD)  d		1820	1836		1855	1902		1920	1935		1955	2001		2020	2036		2055	2105
Attenborough (ATB) d																		
Beeston (BEE) d			1845						1944						2044			
Nottingham (NOT)  a			1850			1912			1950			2011			2050			2115
Newark Castle (NCT) a																		
Lincoln (LCN) a																		
Grimsby Town (GMB) a																		
Long Eaton (LGE) d					1900					2000								2100
Derby (DBY)  a		1830			1909			1930		2009				2030				2109
Chesterfield (CHD) a		1848			1928			1950		2030				2049				2127
Sheffield (SHF)  a		1905			1947			2005		2046				2106				2141

Operator Train ID 1st Class/Reservations/Bus Catering facilities	EM 1Y41	EM 1F53 1◇ CP	EM 1D54 1◇ CP	EM 1Y43	EM 1F52 1◇ CP	EM 1D56 1◇ CP	EM 1Y45	EM 1F58 1◇ CP	EM 1Y47	EM 1F59 1◇ CP	EM 1D61 1◇ CP	EM 1F62 1◇ CP	EM 1D61 1◇ CP	EM 1Y49	EM 1D64 1◇ CP	EM 1F66 1◇ CP
St Pancras International (STP)  d	1944	2002	2005	2014	2032	2035	2044	2102	2114		2135	2202		2212	2232	2300
Luton Airport Parkway (LTN)  d	2006			2036			2106		2136		2157			2236	2254	2330
Luton (LUT)  d	2009			2039			2109		2139					2239		
Bedford (BDM)  d	2025			2055			2125		2155		2211			2255	2313	2359
Wellingborough (WEL) d	2037			2107			2137		2167		2223			2307	2326	0011
Kettering (KET) a	2045		2050	2115		2120	2145		2215		2229			2315	2332	0017
Kettering (KET) d			2051	2117		2121			2217		2230			2316	2334	0018
Corby (COR) d				2125a					2225a					2324a		
Oakham (OKM) a																
Melton Mowbray (MMO) a																
Market Harborough (MHR) d			2101			2131					2240	2256			2344	0028
Leicester (LEI) a		2105	2116		2136	2146		2207			2254	2311			2358	0043
Leicester (LEI) d		2106	2117		2138	2147		2208		2230	2256	2312			2359	0044
System (SYS) d																
Sileby (SIL) d																
Barrow Upon Soar (BWS) d																
Loughborough (LBO) d		2116	2127		2148			2218		2240	2306				0009	0054
East Midlands Parkway (EMD)  d		2124	2135		2155			2225		2247	2313	2325			0017	0101
Attenborough (ATB) d																
Beeston (BEE) d			2141			2206					2320				0023	
Nottingham (NOT)  a			2147			2212					2326		2326		0029	
Newark Castle (NCT) a																
Lincoln (LCN) a																
Grimsby Town (GMB) a																
Long Eaton (LGE) d					2200			2230				2330				
Derby (DBY)  a		2134			2209			2239		2257		2339	2350			0111
Chesterfield (CHD) a		2152			2227			2257				2357				
Sheffield (SHF)  a		2208			2242			2316				0013				

NOTES (see introductory pages for explanation of train operator codes and standard symbols)

- a Arrival time
- d Departure time

Sheffield, Chesterfield, Derby, Nottingham, Leicester, Corby and Kettering to London

Mondays to Fridays

Operator Train ID Days of operation/Notes 1st Class/Reservations/Bus Catering facilities	EM 1H00	EM MX 1C00	EM MX 1C00	EM MX 1C01	EM MX 1C01	EM MO 1C00	EM MO 1C01	EM 1H02	EM 1B04	EM 1C05	EM 1H04	EM 2L08	EM 1B07	EM 2L08	EM 1C08	EM 1H06
Sheffield (SHF)	7 d									0458					0530	
Chesterfield (CHD)	d									0510					0542	
Derby (DBY)	6 d		0357		0412	0420	0440		0447	0530					0602	
Long Eaton (LGE)	d		0405			0429	0448		0455	0538					0610	
Grimsby Town (GMB)	d															
Lincoln (LCN)	d															
Newark Castle (NCT)	d															
Nottingham (NOT)	8 d								0514			0531	0549			
Beeston (BEE)	d								0520							
Attenborough (ATB)	d															
East Midlands Parkway (EMD)	← d		0410		0422	0433	0453		0527	0543		0542		0542	0615	
Loughborough (LBO)	d		0417		0430	0441	0500		0534	0550		→		0551		
Barrow Upon Soar (BWS)	d													0556		
Sileby (SIL)	d													0600		
Syston (SYS)	d													0605		
Leicester (LEI)	a		0427		0440	0451	0510		0544	0600			0609	0614	0628	
Leicester (LEI)	d		0434		0446	0452	0512		0547	0602			0610		0630	
Market Harborough (MHR)	d		0446	0459		0505	0525		0600				0624			
Melton Mowbray (MMO)	d															
Oakham (OKM)	d															
Corby (COR)	d	0432						0539			0610					0638
Kettering (KET)	a	0440	0511	0521	0524	0534	0534	0547	0609		0618		0633			0646
Kettering (KET)	d	0440		0522		0535	0535	0547	0611		0618		0636			0647
Wellingborough (WEL)	d	0448						0555			0626					0655
Bedford (BDM)	7 d	0507						0609			0640					0710
Luton (LUT)	10 d	0529						0625			0656					0726
Luton Airport Parkway (LTN)	← 7 d	0532			0613		0613	0628			0659					0729
St Pancras International (STP)	↻ 15 a	0602	0610		0636	0610	0636	0651	0701	0709	0724		0733		0739	0754

Operator Train ID 1st Class/Reservations/Bus Catering facilities	EM 1B10	EM 1C11	EM 1H08	EM 1B13	EM 2L10	EM 1C14	EM 1H10	EM 1B16	EM 1C17	EM 1H12	EM 2L12	EM 1B19	EM 2L12	EM 1C20	EM 1H14
Sheffield (SHF)	7 d	0556				0630			0700					0733	
Chesterfield (CHD)	d	0608				0644			0713					0745	
Derby (DBY)	6 d	0628				0705			0733					0805	
Long Eaton (LGE)	d	0636							0741						
Grimsby Town (GMB)	d														
Lincoln (LCN)	d							0614				0640			
Newark Castle (NCT)	d							0642				0714			
Nottingham (NOT)	8 d	0612		0649				0712			0727	0749			
Beeston (BEE)	d	0618						0718			0733				
Attenborough (ATB)	d										0737				
East Midlands Parkway (EMD)	← d	0624	0641	0659				0726c			0744	0759	←		
Loughborough (LBO)	d	0632	0648		0659	0719			0750		0753		→	0753	0819
Barrow Upon Soar (BWS)	d				0703									0759	
Sileby (SIL)	d				0708									0803	
Syston (SYS)	d				0713									0808	
Leicester (LEI)	a	0642	0658	0712	0722	0730		0740	0800			0812	0817	0829	
Leicester (LEI)	d	0643	0700	0714		0732		0743	0801			0814		0830	
Market Harborough (MHR)	d	0656		0727				0757				0828			
Melton Mowbray (MMO)	d														
Oakham (OKM)	d														
Corby (COR)	d		0709				0739			0808					0839
Kettering (KET)	a	0705	0717	0736			0747	0806		0816		0837			0847
Kettering (KET)	d	0706		0717	0737			0808		0816		0838			0847
Wellingborough (WEL)	d		0725				0755			0825					0855
Bedford (BDM)	7 d		0740				0810			0839					0911
Luton (LUT)	10 d		0755				0825			0855					0926
Luton Airport Parkway (LTN)	← 7 d		0758				0828			0858					0929
St Pancras International (STP)	↻ 15 a	0757	0808	0824	0827		0836	0851	0856	0909	0921		0927	0937	0953








NOTES (see introductory pages for explanation of train operator codes and standard symbols)








- a Arrival time
- d Departure time
- c Arrives 3 minutes earlier

- MO Mondays only
- MX Not Mondays

Sheffield, Chesterfield, Derby, Nottingham, Leicester, Corby and Kettering to London

Mondays to Fridays

Operator Train ID 1st Class/Reservations/Bus Catering facilities	EM	EM	EM	EM	EM	EM	EM	EM	EM	EM	EM	EM	EM	EM	EM	EM
	1P22	1B22	1C23	1H16	2L14	1B25	2L14	1C26	1H18	1B28	1C29	1H20	2L56	1B31	2L56	1C32
	1◇	1◇	1◇			1◇		1◇		1◇	1◇			1◇		1◇
Sheffield (SHF)  7 d			0752					0837			0900					0937
Chesterfield (CHD) d			0812					0849			0912					0949
Derby (DBY) 6 d			0832					0909			0932					1009
Long Eaton (LGE) d			0840								0941					
Grimsby Town (GMB) d													0741			
Lincoln (LCN) d													0838			
Newark Castle (NCT) d													0906			
Nottingham (NOT)  8 d		0813			0824	0850				0912			0929	0950		
Beeston (BEE) d		0819			0831					0918			0935			
Attenborough (ATB) d					0835								0939			
East Midlands Parkway (EMD)  d		0825	0845		0842			0842		0925	0945		0945			0945
Loughborough (LBO) d			0853					0852		0932	0953					0954
Barrow Upon Soar (BWS) d																0959
Sileby (SIL) d								0901								1003
Syston (SYS) d								0908								1009
Leicester (LEI) a		0839	0903			0910	0916	0929		0942	1003			1012	1018	1029
Leicester (LEI) d		0840	0904			0912		0931		0943	1004			1013		1032
Market Harborough (MHR) d		0852				0926				0957				1026		
Melton Mowbray (MMO) d	0815															
Oakham (OKM) d	0827															
Corby (COR) d	0848			0910					0939			1010				
Kettering (KET) a	0857	0905		0918		0935			0947	1006		1018		1035		
Kettering (KET) d	0911			0919		0936			0948	1007		1019		1036		
Wellingborough (WEL) d				0927					0956			1027				
Bedford (BDM) 7 d				0940					1010			1040				
Luton (LUT) 10 d				0956					1025			1056				
Luton Airport Parkway (LTN)  7 d				0959					1029			1059				
St Pancras International (STP)  15 a		1006	1009	1022		1027		1039	1052	1055	1107	1123		1127		1138

Operator Train ID 1st Class/Reservations/Bus Catering facilities	EM	EM	EM	EM	EM	EM	EM	EM	EM	EM	EM	EM	EM	EM	EM	EM
	1H22	1B34	1C35	1H24	2L58	1B37	2L58	1C38	1H26	1B40	1C41	1H28	2L60	1B43	2L60	1C44
		1◇	1◇			1◇		1◇		1◇	1◇			1◇		1◇
Sheffield (SHF)  7 d			1000					1036			1100					1137
Chesterfield (CHD) d			1014					1049			1112					1149
Derby (DBY) 6 d			1034					1110			1132					1209
Long Eaton (LGE) d			1042								1140					
Grimsby Town (GMB) d					0839											
Lincoln (LCN) d					0935								1035			
Newark Castle (NCT) d					1003								1104			
Nottingham (NOT)  8 d		1012			1027	1050				1112			1127	1150		
Beeston (BEE) d		1018			1033					1118			1133			
Attenborough (ATB) d					1037								1137			
East Midlands Parkway (EMD)  d		1025	1047		1043			1043		1125	1145		1143			1143
Loughborough (LBO) d		1032	1054					1052		1132	1152					1152
Barrow Upon Soar (BWS) d								1057								1157
Sileby (SIL) d								1101								1201
Syston (SYS) d								1106								1206
Leicester (LEI) a		1042	1104			1110	1114	1131		1142	1202			1211	1214	1229
Leicester (LEI) d		1043	1106			1113		1133		1143	1204			1213		1232
Market Harborough (MHR) d		1057				1126				1157				1226		
Melton Mowbray (MMO) d																
Oakham (OKM) d																
Corby (COR) d	1038			1110					1139			1203				
Kettering (KET) a	1046	1106		1118		1135			1147	1206		1211		1235		
Kettering (KET) d	1047	1107		1119		1136			1147	1207		1211		1236		
Wellingborough (WEL) d	1055			1127					1155			1219				
Bedford (BDM) 7 d	1110			1140					1210			1238e				
Luton (LUT) 10 d	1126			1156					1225			1255				
Luton Airport Parkway (LTN)  7 d	1129			1159					1228			1258				
St Pancras International (STP)  15 a	1152	1155	1210	1222		1227		1237	1251	1254	1308	1321		1327		1339

NOTES (see introductory pages for explanation of train operator codes and standard symbols)

- a Arrival time
- d Departure time
- e Arrives 5 minutes earlier

Sheffield, Chesterfield, Derby, Nottingham, Leicester, Corby and Kettering to London

Mondays to Fridays

Operator Train ID 1st Class/Reservations/Bus Catering facilities	EM 1H30	EM 1B46 1◇ ㄥ	EM 1C47 1◇ ㄥ	EM 1H32	EM 2L62	EM 1B49 1◇ ㄥ	EM 2L62	EM 1C50 1◇ ㄥ	EM 1H34	EM 1B52 1◇ ㄥ	EM 1C53 1◇ ㄥ	EM 1H36	EM 1B55 1◇ ㄥ	EM 1C56 1◇ ㄥ	EM 1H38	EM 1B58 1◇ ㄥ	
Sheffield (SHF)	7 d		1200					1237			1300			1337			
Chesterfield (CHD)	d		1212					1249			1312			1349			
Derby (DBY)	6 d		1232					1309			1332			1409			
Long Eaton (LGE)	d		1240								1340						
Grimsby Town (GMB)	d				1041												
Lincoln (LCN)	d				1135												
Newark Castle (NCT)	d				1203												
Nottingham (NOT)	8 d		1212		1227	1250				1312			1350			1412	
Beeston (BEE)	d		1218		1233					1318						1418	
Attenborough (ATB)	d				1237												
East Midlands Parkway (EMD)	4 d		1225	1245	1243			1243		1325	1345					1425	
Loughborough (LBO)	d		1232	1252				1252		1332	1352					1432	
Barrow Upon Soar (BWS)	d							1257									
Sileby (SIL)	d							1301									
Syston (SYS)	d							1306									
Leicester (LEI)	a		1242	1302		1310	1314	1329		1342	1402		1410	1429		1442	
Leicester (LEI)	d		1243	1303		1313		1332		1343	1404		1413	1432		1443	
Market Harborough (MHR)	d		1257			1326				1357			1426			1457	
Melton Mowbray (MMO)	d																
Oakham (OKM)	d																
Corby (COR)	d	1239		1309					1339			1409			1439		
Kettering (KET)	a	1247	1306	1317		1335			1347	1406		1417	1435		1447	1506	
Kettering (KET)	d	1247	1307		1318		1336		1347	1407		1418	1436		1447	1507	
Wellingborough (WEL)	d	1255		1327					1355		1426				1455		
Bedford (BDM)	7 d	1310		1340					1410		1440				1510		
Luton (LUT)	10 d	1325		1356					1425		1456				1525		
Luton Airport Parkway (LTN)	7 d	1328		1359					1428		1459				1528		
St Pancras International (STP)	15 a	1351	1354	1409	1422		1427		1442	1451	1454	1509	1522	1526	1539	1551	1554












Operator Train ID 1st Class/Reservations/Bus Catering facilities	EM 1C59 1◇ ㄥ	EM 1P60 1◇ ㄥ	EM 2L66	EM 1B61 1◇ ㄥ	EM 2L66	EM 1C62 1◇ ㄥ	EM 1H40	EM 1B64 1◇ ㄥ	EM 1C65 1◇ ㄥ	EM 1H42	EM 2L68	EM 1B67 1◇ ㄥ	EM 2L68	EM 1C68 1◇ ㄥ	EM 1H44	EM 1B98 1◇ ㄥ	
Sheffield (SHF)	7 d	1400				1437			1500					1537			
Chesterfield (CHD)	d	1412				1449			1512					1549			
Derby (DBY)	6 d	1432				1509			1532					1609			
Long Eaton (LGE)	d	1440							1540								
Grimsby Town (GMB)	d			1241													
Lincoln (LCN)	d			1336							1437						
Newark Castle (NCT)	d			1404							1504						
Nottingham (NOT)	8 d			1427	1450			1512			1528	1550				1612	
Beeston (BEE)	d			1433				1518			1534					1618	
Attenborough (ATB)	d			1437							1538						
East Midlands Parkway (EMD)	4 d	1445		1444		1444		1525	1545		1544		1544			1625	
Loughborough (LBO)	d	1452				1452		1532	1552				1553			1632	
Barrow Upon Soar (BWS)	d					1457							1558				
Sileby (SIL)	d					1501							1602				
Syston (SYS)	d					1506							1607				
Leicester (LEI)	a	1502		1510	1515	1529		1542	1602			1610	1615	1629		1642	
Leicester (LEI)	d	1504		1512		1532		1543	1603			1612		1630		1643	
Market Harborough (MHR)	d			1526				1557				1625				1657	
Melton Mowbray (MMO)	d		1435														
Oakham (OKM)	d		1447														
Corby (COR)	d		1508				1540			1610					1640		
Kettering (KET)	a		1517		1535		1548	1606		1618		1635			1648	1706	
Kettering (KET)	d		1518		1536		1548	1607		1618		1636			1648	1707	
Wellingborough (WEL)	d		1528				1556			1627					1656		
Bedford (BDM)	7 d		1540				1610			1641					1712	1726c	
Luton (LUT)	10 d		1555				1626			1657					1727		
Luton Airport Parkway (LTN)	7 d		1558				1629			1700					1730		
St Pancras International (STP)	15 a	1608	1623		1626		1639	1653	1656	1709	1724		1727		1740	1753	1806















NOTES (see introductory pages for explanation of train operator codes and standard symbols)

- a Arrival time
- d Departure time
- c Arrives 3 minutes earlier

Sheffield, Chesterfield, Derby, Nottingham, Leicester, Corby and Kettering to London

Mondays to Fridays

Operator Train ID Days of operation/Notes 1st Class/Reservations/Bus Catering facilities	EM 1C71	EM 1H46	EM 2L70	EM 1B73	EM 2L70	EM 1C74	EM 1H48	EM 1B76	EM 1C77	EM 1H50	EM 1B79	EM 1C80 A	EM 1H52	EM 1B82	EM 1C83	EM 1H54
Sheffield (SHF)  d	1600					1637			1701			1732				1800
Chesterfield (CHD) d	1613					1649			1714			1745				1812
Derby (DBY)  d	1633					1709			1734			1808				1832
Long Eaton (LGE) d	1641								1743							1840
Grimsby Town (GMB) d			1438													
Lincoln (LCN) d			1532													
Newark Castle (NCT) d			1558													
Nottingham (NOT)  d			1628	1650				1712			1750			1810		
Beeston (BEE) d			1634					1718						1816		
Attenborough (ATB) d			1638													
East Midlands Parkway (EMD)  d	1646		1644		1644			1725	1748					1823	1845	
Loughborough (LBO) d	1653				1653			1732	1755					1830	1852	
Barrow Upon Soar (BWS) d					1658											
Sileby (SIL) d					1702											
Syston (SYS) d					1707											
Leicester (LEI) a	1703			1710	1715	1729		1742	1805		1810	1829		1840	1902	
Leicester (LEI) d	1705			1715		1730		1745	1806		1811	1830		1841	1903	
Market Harborough (MHR) d				1728				1758			1824			1857		
Melton Mowbray (MMO) d																
Oakham (OKM) d																
Corby (COR) d		1711					1739			1806			1838			1909
Kettering (KET) a		1719		1737			1747	1807		1814	1833		1846	1906		1917
Kettering (KET) d		1719		1739			1748	1808		1815	1834		1846	1907		1918
Wellingborough (WEL) d		1727				1754	1756	1815		1823	1841		1854			1927
Bedford (BDM)  d		1741					1810			1840f			1909			1940
Luton (LUT)  d		1756					1826			1855			1924			1956
Luton Airport Parkway (LTN)   d		1759					1829			1858			1927			1959
St Pancras International (STP)  a	1809	1822		1826		1840	1852	1904	1910	1921	1926	1938	1950	1954	2007	2022










Operator Train ID Days of operation/Notes 1st Class/Reservations/Bus Catering facilities	EM 2L74	EM 1B85	EM 2L74	EM 1C86	EM 1H56	EM 1B88	EM 1C89	EM 1H58	EM 2L76	EM 1B91	EM 2L76	EM 1C92	EM 1H60	EM 1B94	EM 2L78	EM 1C95
Sheffield (SHF)  d				1837			1900					1937				2000
Chesterfield (CHD) d				1849			1912					1949				2012
Derby (DBY)  d				1909			1932					2010				2032
Long Eaton (LGE) d							1940									2040
Grimsby Town (GMB) d	1641														1838	
Lincoln (LCN) d	1737								1835						1932	
Newark Castle (NCT) d	1808								1903						2001	
Nottingham (NOT)  d	1837	1850				1912			1927	1949				2011	2024	
Beeston (BEE) d	1843					1919			1933					2017	2031	
Attenborough (ATB) d	1847								1937						2035	
East Midlands Parkway (EMD)  d	1853		1853		1925	1945		1944						2023	2042	2045
Loughborough (LBO) d			1902		1933	1952		1953	2004					2031	2050	2052
Barrow Upon Soar (BWS) d			1907					1958		1958					2055	
Sileby (SIL) d			1911							2003						
Syston (SYS) d			1916							2009						
Leicester (LEI) a		1910	1924	1929		1943	2002			2014	2018	2032		2041		2102
Leicester (LEI) d		1911		1930		1944	2003			2015		2033		2042		2104
Market Harborough (MHR) d		1925				1957				2028				2056		
Melton Mowbray (MMO) d																
Oakham (OKM) d																
Corby (COR) d					1939			2010					2039			
Kettering (KET) a		1934			1947	2006		2018		2037			2047	2105		
Kettering (KET) d		1935			1948	2007		2018		2038			2048	2106		
Wellingborough (WEL) d					1956			2027					2056			
Bedford (BDM)  d					2010			2041					2110			
Luton (LUT)  d					2025			2056					2126			
Luton Airport Parkway (LTN)   d					2028			2059					2129			
St Pancras International (STP)  a		2027		2036	2051	2054	2108	2122		2134		2139	2152	2156		2207

NOTES (see introductory pages for explanation of train operator codes and standard symbols)

- a Arrival time
- d Departure time
- f Arrives 4 minutes earlier
- A Also calls at Belper 1758

Sheffield, Chesterfield, Derby, Nottingham, Leicester, Corby and Kettering to London

Mondays to Fridays

Operator Train ID 1st Class/Reservations/Bus Catering facilities	EM 2L78	EM 1B96 1◇ ♠	EM 1H62	EM 1C98 1◇ ♠	EM 1B99 1◇ ♠	EM 2L82	EM 1H64	EM 1C04 1◇ ♠	EM 1H66	EM 2L88
Sheffield (SHF)  d				2101				2145		
Chesterfield (CHD) d				2113				2201		
Derby (DBY)  d				2134				2220		
Long Eaton (LGE) d				2142				2229		
Grimsby Town (GMB) d										
Lincoln (LCN) d										
Newark Castle (NCT) d										
Nottingham (NOT)  d		2048			2140	2158				2320
Beeston (BEE) d		2056			2149	2204				2326
Attenborough (ATB) d						2208				
East Midlands Parkway (EMD)  d		2102		2147	2156	2215		2233		2333
Loughborough (LBO)  d		2110		2154		2223		2241		2341
Barrow Upon Soar (BWS) d	2055					2229				
Sileby (SIL) d	2059					2233				
Syston (SYS) d	2104					2239				
Leicester (LEI) a	2113	2120		2204	2210	2248		2251		2353
Leicester (LEI) d		2123		2206	2215			2252		
Market Harborough (MHR) d		2137			2228			2305		
Melton Mowbray (MMO) d										
Oakham (OKM) d										
Corby (COR) d			2142				2233		2310	
Kettering (KET) a		2146	2150		2237		2241	2314	2318	
Kettering (KET) d		2147	2151		2240		2242	2315		
Wellingborough (WEL) d			2159				2250			
Bedford (BDM)  d			2213				2304			
Luton (LUT)  d			2229				2322			
Luton Airport Parkway (LTN)  d			2232		2316		2325			
St Pancras International (STP)  a		2239	2255	2316	2352		2358	0023		

NOTES (see introductory pages for explanation of train operator codes and standard symbols)

- a Arrival time
d Departure time

Sheffield, Chesterfield, Derby, Nottingham, Leicester, Corby and Kettering to London

Saturdays

Operator Train ID 1st Class/Reservations/Bus Catering facilities	EM 1H00	EM 1C02 1◇ ♣	EM 1H02	EM 1B04 1◇ ♣	EM 1H04	EM 1C08 1◇ ♣	EM 1H06	EM 1B10 1◇ ♣	EM 1C11 1◇ ♣	EM 1H08	EM 1B13 1◇ ♣	EM 1C14 1◇ ♣	EM 1H10	EM 1B16 1◇ ♣	EM 1C17 1◇ ♣	EM 1H12	EM 2L52 1	EM 1B19 1◇ ♣
Sheffield (SHF)	7 d					0530			0556			0633			0700			
Chesterfield (CHD)	d					0542			0609			0645			0712			
Derby (DBY)	6 d	0447		0459		0602			0628			0705			0732			
Long Eaton (LGE)	d	0456		0508					0637						0740			
Grimsby Town (GMB)	d																	
Lincoln (LCN)	d																0629	
Newark Castle (NCT)	d																0658	
Nottingham (NOT)	8 d			0526				0612			0649			0712			0726	0746
Beeston (BEE)	d							0618					0718				0733	
Attenborough (ATB)	d																0736	
East Midlands Parkway (EMD)	← d	0500		0536				0624	0641		0659			0724	0745		0744	
Loughborough (LBO)	d	0508		0543				0632	0649			0719		0732	0752		→	
Barrow Upon Soar (BWS)	d																	
Sileby (SIL)	d																	
Syston (SYS)	d																	
Leicester (LEI)	a	0518		0553		0622		0642	0700		0712	0729		0742	0802			0810
Leicester (LEI)	d	0519		0554		0623		0643	0701		0713	0731		0743	0803			0813
Market Harborough (MHR)	d	0533		0608		0637		0656			0727			0757				0826
Melton Mowbray (MMO)	d																	
Oakham (OKM)	d																	
Corby (COR)	d	0510		0540		0610		0640		0710			0740			0810		
Kettering (KET)	a	0518		0548	0617	0618	0646	0648	0705		0718	0736		0748	0806		0818	0835
Kettering (KET)	d	0519		0549	0618	0619	0647	0648	0706		0719	0737		0749	0807		0819	0836
Wellingborough (WEL)	d	0527		0557		0627		0656			0727			0757			0827	
Bedford (BDM)	7 d	0540		0610		0641		0710			0740			0811			0840	
Luton (LUT)	10 d	0556		0626		0656		0725			0756			0826			0856	
Luton Airport Parkway (LTN)	← 7 d	0559		0629		0659		0728			0759			0829			0859	
St Pancras International (STP)	← 15 a	0623	0626	0652	0704	0722	0736	0751	0754	0809	0822	0827	0836	0852	0855	0907	0922	0927

Operator Train ID Days of operation/Notes 1st Class/Reservations/Bus Catering facilities	EM 2L52 1	EM 1C20 1◇ ♣	EM 1H14	EM 1B22 1◇ ♣	EM 1C23 1◇ ♣	EM 1H16	EM 2L54 A	EM 1B25 1◇ ♣	EM 2L54 A	EM 1C26 1◇ ♣	EM 1H18	EM 1B28 1◇ ♣	EM 1C29 1◇ ♣	EM 1H20	EM 2L56	EM 1B31 1◇ ♣	EM 2L56	EM 1C32 1◇ ♣
Sheffield (SHF)	7 d	0731			0800					0835			0901					0929
Chesterfield (CHD)	d	0743			0812					0848			0913					0941
Derby (DBY)	6 d	0804			0832					0910			0932					1005
Long Eaton (LGE)	d				0840								0941					
Grimsby Town (GMB)	d						0642											
Lincoln (LCN)	d						0739								0839			
Newark Castle (NCT)	d						0806								0907			
Nottingham (NOT)	8 d			0812			0831	0850				0912			0929	0950		
Beeston (BEE)	d			0818			0837					0918			0935			
Attenborough (ATB)	d	←					0841		←						0939			←
East Midlands Parkway (EMD)	← d	0744		0824	0845		0848					0924	0945		0946			0946
Loughborough (LBO)	d	0753		0832	0852				→	0856		0932	0953		→			0955
Barrow Upon Soar (BWS)	d	0758								0901								1000
Sileby (SIL)	d	0802								0905								1004
Syston (SYS)	d	0807								0910								1009
Leicester (LEI)	a	0815	0825		0842	0902		0910	0918	0930		0942	1003			1010	1017	1026
Leicester (LEI)	d		0827		0843	0904		0913		0932		0943	1004			1013		1027
Market Harborough (MHR)	d				0857			0927				0956				1026		
Melton Mowbray (MMO)	d																	
Oakham (OKM)	d																	
Corby (COR)	d			0840		0910				0940			1010					
Kettering (KET)	a			0848	0906	0918		0936		0948	1005		1018			1035		
Kettering (KET)	d			0848	0907	0919		0937		0948	1006		1019			1036		
Wellingborough (WEL)	d			0856		0927				0956			1027					
Bedford (BDM)	7 d			0910		0940				1010			1040					
Luton (LUT)	10 d			0925		0956				1025			1055					
Luton Airport Parkway (LTN)	← 7 d			0928		0959				1028			1058					
St Pancras International (STP)	← 15 a		0934	0951	0954	1007	1022		1027	1039	1051	1054	1109	1121		1127		1139

NOTES (see introductory pages for explanation of train operator codes and standard symbols)

- a Arrival time
- d Departure time

A From Cleethorpes, see table 057

Sheffield, Chesterfield, Derby, Nottingham, Leicester, Corby and Kettering to London

Saturdays

Operator Train ID 1st Class/Reservations/Bus Catering facilities	EM 1H22	EM 1B34 1◇ ♣	EM 1C35 1◇ ♣	EM 1H24	EM 2L58	EM 1B37 1◇ ♣	EM 2L58	EM 1C38 1◇ ♣	EM 1H26	EM 1B40 1◇ ♣	EM 1C41 1◇ ♣	EM 1H28	EM 2L60	EM 1B43 1◇ ♣	EM 2L60	EM 1C44 1◇ ♣	EM 1H30	EM 1B46 1◇ ♣
Sheffield (SHF)	7 d		1001					1036			1100					1130		
Chesterfield (CHD)	d		1013					1048			1112					1142		
Derby (DBY)	6 d		1033					1108			1132					1208		
Long Eaton (LGE)	d		1041								1140							
Grimsby Town (GMB)	d				0838													
Lincoln (LCN)	d				0933								1036					
Newark Castle (NCT)	d				1003								1104					
Nottingham (NOT)	8 d		1012		1030	1050				1112			1129	1150				1212
Beeston (BEE)	d		1018		1036					1118			1137					1218
Attenborough (ATB)	d				1040		←						1141		←			
East Midlands Parkway (EMD)	← d		1024	1046	1047		1047			1124	1145		1148		1148			1225
Loughborough (LBO)	d		1032	1053	→		1055			1132	1152		→		1156			1232
Barrow Upon Soar (BWS)	d						1100								1201			
Sileby (SIL)	d						1104								1205			
Syston (SYS)	d						1109								1210			
Leicester (LEI)	a		1042	1103		1110	1117	1128		1142	1202			1210	1218	1228		1242
Leicester (LEI)	d		1043	1104		1112		1130		1143	1204			1213		1231		1243
Market Harborough (MHR)	d		1056			1125				1157				1226				1257
Melton Mowbray (MMO)	d																	
Oakham (OKM)	d																	
Corby (COR)	d	1040			1110				1140			1210						1240
Kettering (KET)	a	1048	1105		1118		1134		1148	1206		1218		1235				1248 1306
Kettering (KET)	d	1048	1106		1119		1136		1148	1207		1219		1236				1248 1307
Wellingborough (WEL)	d	1056			1127				1156			1227						1256
Bedford (BDM)	7 d	1110			1140				1210			1240						1310
Luton (LUT)	10 d	1125			1156				1225			1256						1325
Luton Airport Parkway (LTN)	← 7 d	1128			1159				1228			1259						1328
St Pancras International (STP)	← 15 a	1151	1154	1209	1222		1227		1239	1251	1254	1309	1322		1327		1336	1351 1354

Operator Train ID Days of operation/Notes 1st Class/Reservations/Bus Catering facilities	EM 1C47	EM 1H32	EM 2L62 A	EM 1B49 1◇ ♣	EM 2L62 A	EM 1C50 1◇ ♣	EM 1H34	EM 1B52 1◇ ♣	EM 1C53 1◇ ♣	EM 1H36	EM 1B55 1◇ ♣	EM 1C56 1◇ ♣	EM 1H38	EM 1B58 1◇ ♣	EM 1C59 1◇ ♣	EM 1H40	EM 2L66	EM 1B61 1◇ ♣
Sheffield (SHF)	7 d	1200				1236			1300			1336			1401			
Chesterfield (CHD)	d	1212				1249			1312			1349			1413			
Derby (DBY)	6 d	1232				1309			1332			1409			1433			
Long Eaton (LGE)	d	1240							1340						1441			
Grimsby Town (GMB)	d			1038													1240	
Lincoln (LCN)	d			1133													1335	
Newark Castle (NCT)	d			1202													1403	
Nottingham (NOT)	8 d			1227	1250			1312			1350			1412			1427	1449
Beeston (BEE)	d			1233				1318						1418			1433	
Attenborough (ATB)	d			1237		←											1437	
East Midlands Parkway (EMD)	← d	1245		1244		1244		1325	1345					1424	1446		1444	
Loughborough (LBO)	d	1252		→		1253		1332	1352					1432	1453		→	
Barrow Upon Soar (BWS)	d					1258												
Sileby (SIL)	d					1302												
Syston (SYS)	d					1307												
Leicester (LEI)	a	1302			1310	1315	1329		1342	1402		1411	1429		1442	1503		1510
Leicester (LEI)	d	1304			1313		1332		1343	1404		1413	1431		1443	1504		1513
Market Harborough (MHR)	d				1326				1357			1426			1456			1526
Melton Mowbray (MMO)	d																	
Oakham (OKM)	d																	
Corby (COR)	d		1310				1340			1410			1440			1510		
Kettering (KET)	a		1318		1335		1348	1406		1418	1435		1448	1505		1518		1535
Kettering (KET)	d		1319		1336		1348	1407		1419	1436		1448	1506		1519		1536
Wellingborough (WEL)	d		1327				1356			1427			1456			1527		
Bedford (BDM)	7 d		1340				1410			1440			1510			1541		
Luton (LUT)	10 d		1356				1425			1456			1525			1556		
Luton Airport Parkway (LTN)	← 7 d		1359				1428			1459			1528			1559		
St Pancras International (STP)	← 15 a	1408	1422		1427		1436	1451	1454	1507	1522	1527	1536	1551	1554	1608	1622	1627

NOTES (see introductory pages for explanation of train operator codes and standard symbols)

- a Arrival time
- d Departure time

A From Cleethorpes, see table 057

Sheffield, Chesterfield, Derby, Nottingham, Leicester, Corby and Kettering to London

Saturdays

Operator Train ID 1st Class/Reservations/Bus Catering facilities	EM 2L66	EM 1C62 1◇ ⌘	EM 1H42	EM 1B64 1◇ ⌘	EM 1C65 1◇ ⌘	EM 1H44	EM 2L68	EM 1B67 1◇ ⌘	EM 2L68	EM 1C68 1◇ ⌘	EM 1H46	EM 1B70 1◇ ⌘	EM 1C71 1◇ ⌘	EM 1H48	EM 2L70	EM 1B73 1◇ ⌘	EM 2L70	EM 1C74 1◇ ⌘
Sheffield (SHF)		1436			1501					1537			1601					1637
Chesterfield (CHD)		1448			1513					1549			1613					1649
Derby (DBY)		1510			1533					1611			1633					1711
Long Eaton (LGE)					1541								1641					
Grimsby Town (GMB)															1438			
Lincoln (LCN)							1437								1533			
Newark Castle (NCT)							1506								1605			
Nottingham (NOT)				1512			1529	1550				1612			1632	1650		
Beeston (BEE)				1518			1535					1618			1639			
Attenborough (ATB)							1539								1642			
East Midlands Parkway (EMD)	←	1444		1524	1546		1546		1546			1624	1646		1649			1649
Loughborough (LBO)		1452		1532	1553				1554			1632	1653					1658
Barrow Upon Soar (BWS)		1457							1559									1703
Sileby (SIL)		1501							1603									1707
Syston (SYS)		1507							1608									1712
Leicester (LEI)	a	1516	1530		1542	1603		1610	1617	1631		1642	1703			1712	1720	1731
Leicester (LEI)	d		1532		1543	1604		1613		1632		1643	1704			1713		1733
Market Harborough (MHR)				1556				1626				1656			1726			
Melton Mowbray (MMO)																		
Oakham (OKM)																		
Corby (COR)			1540			1610					1640			1710				
Kettering (KET)	a		1548	1605		1618		1635			1648	1705		1718		1735		
Kettering (KET)	d		1548	1606		1619		1636			1648	1706		1719		1736		
Wellingborough (WEL)			1556		1627						1656			1727				
Bedford (BDM)			1610		1640						1710			1740				
Luton (LUT)			1625		1656						1725			1756				
Luton Airport Parkway (LTN)	←		1628		1659						1728			1759				
St Pancras International (STP)	ⓂⓃⓅⓆ	1636	1651	1654	1710	1722		1727		1739	1751	1754	1809	1822		1827		1836

Operator Train ID 1st Class/Reservations/Bus Catering facilities	EM 1H50	EM 1B76 1◇ ⌘	EM 1C77 1◇ ⌘	EM 1H52	EM 1B79 1◇ ⌘	EM 1C80 1◇ ⌘	EM 1H54	EM 1B82 1◇ ⌘	EM 1C83 1◇ ⌘	EM 1H56	EM 2L74	EM 1B85 1◇ ⌘	EM 2L74	EM 1C86 1◇ ⌘	EM 1H58	EM 1B88 1◇ ⌘	EM 1C89 1◇ ⌘	EM 1H60
Sheffield (SHF)			1700			1731			1800					1837				1901
Chesterfield (CHD)			1712			1749			1812					1849				1913
Derby (DBY)			1732			1811			1832					1909				1933
Long Eaton (LGE)			1740						1840									1941
Grimsby Town (GMB)											1638							
Lincoln (LCN)											1731							
Newark Castle (NCT)											1759							
Nottingham (NOT)		1712			1750			1812			1827	1850				1912		
Beeston (BEE)		1718						1818			1833					1918		
Attenborough (ATB)											1837		←					
East Midlands Parkway (EMD)	←	1724	1745					1824	1845		1844		1844			1924	1945	
Loughborough (LBO)		1732	1752					1832	1852			→	1852			1932	1953	
Barrow Upon Soar (BWS)													1857					
Sileby (SIL)													1901					
Syston (SYS)													1906					
Leicester (LEI)	a	1742	1802		1810	1831		1842	1902		1910	1915	1929		1942	2003		
Leicester (LEI)	d	1743	1804		1813	1833		1843	1904		1913	1915	1932		1943	2004		
Market Harborough (MHR)		1756			1826			1856			1926				1956			
Melton Mowbray (MMO)																		
Oakham (OKM)																		
Corby (COR)	d	1740		1810		1840			1910					1940				2010
Kettering (KET)	a	1748	1805	1818	1835	1848	1905	1918	1935		1935			1948	2005			2018
Kettering (KET)	d	1748	1806	1819	1836	1848	1906	1919	1936		1936			1948	2006			2019
Wellingborough (WEL)		1756		1827		1856		1927						1956				2027
Bedford (BDM)		1810		1840		1910		1940						2010				2040
Luton (LUT)		1825		1856		1925		1956						2025				2055
Luton Airport Parkway (LTN)	←	1828		1859		1928		1959						2028				2058
St Pancras International (STP)	ⓂⓃⓅⓆ	1851	1854	1909	1922	1936	1951	1954	2007	2022		2027		2039	2051	2054	2109	2121

NOTES (see introductory pages for explanation of train operator codes and standard symbols)

- a Arrival time
- d Departure time

Sheffield, Chesterfield, Derby, Nottingham, Leicester, Corby and Kettering to London

Saturdays

Operator Train ID 1st Class/Reservations/Bus Catering facilities	EM 2L76	EM 1B91 1◇ ♣	EM 2L76	EM 1C92 1◇ ♣	EM 1H62	EM 1B94 1◇ ♣	EM 1C95 1◇ ♣	EM 1H64	EM 2L78	EM 1B97 1◇ ♣	EM 2L78	EM 1C96 1◇ ♣	EM 1H66	EM 1H68	EM 1B00 1◇ ♣	EM 1C98 1◇ ♣	EM 2L82	EM 2L86
Sheffield (SHF)				1937			2001					2030				2100		
Chesterfield (CHD)				1949			2013					2042				2114		
Derby (DBY)				2011			2033					2102				2134		
Long Eaton (LGE)							2041									2144		
Grimsby Town (GMB)									1839									
Lincoln (LCN)									1934								2042	
Newark Castle (NCT)									2003								2110	
Nottingham (NOT)						2012			2033	2050					2125		2149	2233
Beeston (BEE)						2018			2039						2131		2155	2239
Attenborough (ATB)									2043								2159	2243
East Midlands Parkway (EMD)						2024	2046		2050		2050	2112			2137	2149	2206	2249
Loughborough (LBO)						2032	2053				2058	2119			2145	2157	2214	2258
Barrow Upon Soar (BWS)											2103						2219	2303
Sileby (SIL)											2107						2223	2307
Syston (SYS)											2112						2228	2312
Leicester (LEI)			2010	2015	2031		2042	2103		2110	2120	2129			2155	2207	2237	2320
Leicester (LEI)			2013		2032		2043	2104		2114					2156			
Market Harborough (MHR)			2026				2056			2127					2209			
Melton Mowbray (MMO)																		
Oakham (OKM)																		
Corby (COR)						2040			2110				2140	2201				
Kettering (KET)			2035		2048	2105		2118		2136			2148	2209		2218		
Kettering (KET)			2036		2048	2106		2119		2137			2148			2219		
Wellingborough (WEL)					2056			2127					2156			2227		
Bedford (BDM)					2110			2140		2155			2210					
Luton (LUT)					2125			2156					2225					
Luton Airport Parkway (LTN)					2128			2159					2228					
St Pancras International (STP)			2126		2138	2151	2154	2208	2222		2234				2251		2322	

Operator Train ID	EM 1H70	EM 2L88
Sheffield (SHF)		
Chesterfield (CHD)		
Derby (DBY)		
Long Eaton (LGE)		
Grimsby Town (GMB)		
Lincoln (LCN)		
Newark Castle (NCT)		
Nottingham (NOT)		2318
Beeston (BEE)		2324
Attenborough (ATB)		
East Midlands Parkway (EMD)		2332
Loughborough (LBO)		2340
Barrow Upon Soar (BWS)		
Sileby (SIL)		
Syston (SYS)		
Leicester (LEI)		2351
Leicester (LEI)		
Market Harborough (MHR)		
Melton Mowbray (MMO)		
Oakham (OKM)		
Corby (COR)	2240	
Kettering (KET)	2248	
Kettering (KET)		
Wellingborough (WEL)		
Bedford (BDM)		
Luton (LUT)		
Luton Airport Parkway (LTN)		
St Pancras International (STP)		

NOTES (see introductory pages for explanation of train operator codes and standard symbols)

- a Arrival time
- d Departure time

Sheffield, Chesterfield, Derby, Nottingham, Leicester, Corby and Kettering to London

Sundays

Operator Train ID 1st Class/Reservations/Bus Catering facilities	EM	EM	EM	EM	EM	EM	EM	EM	EM	EM	EM	EM	EM	EM	EM	EM	EM	EM
	1C01	1B02	1C03	1B04	1C06	1H00	1B07	1H02	1C09	1B10	1H04	1B12	1C13	1H06	1B15	1C16	1H08	1H10
	1	1	1	1	1		1		1	1		1	1		1	1		
	1	1	1	1	1		1		1	1		1	1		1	1		
Sheffield (SHF)					0823				0926				1052			1152		
Chesterfield (CHD)					0835				0938				1105			1204		
Derby (DBY)	0700		0751		0855				0958				1126			1225		
Long Eaton (LGE)			0759		0903				1007				1135			1235		
Grimsby Town (GMB)																		
Lincoln (LCN)																		
Newark Castle (NCT)																		
Nottingham (NOT)		0724		0821			0926			1016		1110			1209			
Beeston (BEE)				0827								1116			1215			
Attenborough (ATB)																		
East Midlands Parkway (EMD)	0711	0734	0804	0833	0908		0936		1011	1026		1122	1140		1221	1239		
Loughborough (LBO)		0741	0811	0841	0915		0943		1019	1033		1130	1147		1229	1247		
Barrow Upon Soar (BWS)																		
Sileby (SIL)																		
Syston (SYS)																		
Leicester (LEI)	a 0725	0752	0822	0852	0926		0954		1030	1044		1141	1158		1240	1258		
Leicester (LEI)	d 0726	0753	0823	0853	0927		0956		1031	1046		1144	1200		1242	1259		
Market Harborough (MHR)	d 0743	0810	0840	0910	0944		1013		1044	1059		1158	1213		1256	1312		
Melton Mowbray (MMO)																		
Oakham (OKM)																		
Corby (COR)						1000		1038			1141			1227			1310	1341
Kettering (KET)	a 0752	0819	0849	0919	0953	1008	1022	1046	1053	1108	1149	1207		1235	1305		1318	1349
Kettering (KET)	d 0753	0820	0850	0920	0954		1023		1054	1109	1149	1208		1235	1306		1318	1349
Wellingborough (WEL)	d 0800	0827	0857	0927	1001		1031		1101	1116	1158			1244			1326	1357
Bedford (BDM)	d 0812	0844	0914	0944	1014		1044		1114	1130	1210			1256			1339	1410
Luton (LUT)	d 0834			1004			1103				1225			1312			1355	1425
Luton Airport Parkway (LTN)	d 0838	0907	0937	1008	1039		1107		1136	1154	1228			1315			1358	1428
St Pancras International (STP)	a 0916	0943	1012	1041	1111		1142		1211	1219	1252	1256	1308	1339	1353	1408	1422	1452

Operator Train ID 1st Class/Reservations/Bus Catering facilities	EM	EM	EM	EM	EM	EM	EM	EM	EM	EM	EM	EM	EM	EM	EM	EM	EM	EM	EM
	1B19	1C20	1H12	1C22	1H14	1B24	1C25	1H16	1C27	1H18	1B29	1C30	1H20	1B32	1C33	1H22	1B35	1C36	
	1	1		1		1	1		1		1	1		1	1		1	1	
	1	1		1		1	1		1		1	1		1	1		1	1	
Sheffield (SHF)		1252		1331			1351		1432			1451			1531			1551	
Chesterfield (CHD)		1304		1344			1404		1446			1504			1544			1604	
Derby (DBY)		1325		1406			1425		1506			1528			1606			1628	
Long Eaton (LGE)		1335					1434					1538						1637	
Grimsby Town (GMB)																			
Lincoln (LCN)																			
Newark Castle (NCT)																			
Nottingham (NOT)	1310					1410					1506			1547			1610		
Beeston (BEE)	d 1316					1416					1512						1616		
Attenborough (ATB)																			
East Midlands Parkway (EMD)	d 1323	1339		1416		1423	1439		1516		1520	1542		1557	1616		1623	1642	
Loughborough (LBO)	d 1330	1347				1430	1446				1528	1550					1630	1649	
Barrow Upon Soar (BWS)																			
Sileby (SIL)																			
Syston (SYS)																			
Leicester (LEI)	a 1341	1358		1430		1441	1457		1530		1541	1601		1611	1630		1641	1700	
Leicester (LEI)	d 1343	1359		1432		1443	1459		1532		1543	1602		1613	1632		1643	1702	
Market Harborough (MHR)	d 1356	1412				1456	1512				1556			1626			1656		
Melton Mowbray (MMO)																			
Oakham (OKM)																			
Corby (COR)			1410		1440			1510		1540			1610			1640			
Kettering (KET)	a 1405		1418		1448	1505		1518		1548	1605		1618	1635		1648	1705		
Kettering (KET)	d 1406		1418		1448	1506		1518		1548	1606		1618	1636		1648	1706		
Wellingborough (WEL)			1426		1456			1526		1556			1626			1656			
Bedford (BDM)	d 1439			1509				1539		1609			1639			1709			
Luton (LUT)	d 1455			1525				1555		1625			1655			1725			
Luton Airport Parkway (LTN)	d 1458			1528				1558		1628			1658			1728			
St Pancras International (STP)	a 1455	1508	1522	1539	1552	1556	1609	1622	1639	1652	1655	1709	1722	1727	1739	1752	1755	1809	

NOTES (see introductory pages for explanation of train operator codes and standard symbols)

a Arrival time
d Departure time

Sheffield, Chesterfield, Derby, Nottingham, Leicester, Corby and Kettering to London

Sundays

Operator Train ID 1st Class/Reservations/Bus Catering facilities	EM 1H24	EM 1B38 1◇ CP	EM 1C39 1◇ CP	EM 1H26	EM 1B41 1◇ CP	EM 1C42 1◇ CP	EM 1H28	EM 1B44 1◇ CP	EM 1C45 1◇ CP	EM 1H30	EM 1B47 1◇ CP	EM 1C48 1◇ CP	EM 1H32	EM 1B50 1◇ CP	EM 1H34	EM 1B52 1◇ CP	EM 1C53 1◇ CP	EM 1H36	
Sheffield (SHF)			1628			1651			1728			1751						1851	
Chesterfield (CHD)			1640			1703			1741			1803						1903	
Derby (DBY)			1701			1725			1802			1826						1923	
Long Eaton (LGE)						1734						1834						1932	
Grimsby Town (GMB)																			
Lincoln (LCN)																			
Newark Castle (NCT)																			
Nottingham (NOT)		1647			1710			1745			1810			1845		1906			
Beeston (BEE)					1716						1816					1912			
Attenborough (ATB)																			
East Midlands Parkway (EMD)		1657	1712		1723	1739		1757	1813		1823	1839		1857		1919	1937		
Loughborough (LBO)			1719		1730	1746					1830	1846				1926	1944		
Barrow Upon Soar (BWS)																			
Sileby (SIL)																			
Syston (SYS)																			
Leicester (LEI)		1711	1730		1741	1757		1811	1827		1841	1857		1911		1937	1955		
Leicester (LEI)		1713	1732		1743	1802		1813	1829		1843	1902		1913		1943	1959		
Market Harborough (MHR)		1726			1756			1826	1842		1856			1926		1956			
Melton Mowbray (MMO)																			
Oakham (OKM)																			
Corby (COR)		1710		1740			1810			1840			1910					2005	
Kettering (KET)		1718	1735	1748	1805		1818	1835		1848	1905		1918	1935	1948	2005		2013	
Kettering (KET)		1718	1736	1748	1806		1818	1836		1848	1906		1918	1936	1948	2006		2018	
Wellingborough (WEL)		1726		1756			1826			1856			1926		1956			2026	
Bedford (BDM)		1739		1809			1839			1909			1940		2009			2039	
Luton (LUT)		1755		1825			1855			1925			1956		2025		2044	2055	
Luton Airport Parkway (LTN)		1758		1828			1858			1928			1959		2028			2058	
St Pancras International (STP)		1822	1827	1839	1852	1855	1909	1922	1927	1939	1952	1955	2009	2023	2027	2052	2055	2108	2122

Operator Train ID 1st Class/Reservations/Bus Catering facilities	EM 1B55 1◇ CP	EM 1C56 1◇ CP	EM 1H38	EM 1H40	EM 1C59 1◇ CP	EM 1B60 1◇ CP	EM 1B62 1◇ CP
Sheffield (SHF)		1951			2029		
Chesterfield (CHD)		2003			2042		
Derby (DBY)		2025			2103		
Long Eaton (LGE)		2034			2112		
Grimsby Town (GMB)							
Lincoln (LCN)							
Newark Castle (NCT)							
Nottingham (NOT)		1959				2109	2150
Beeston (BEE)		2005				2115	2156
Attenborough (ATB)							
East Midlands Parkway (EMD)		2012	2039		2117	2121	2202
Loughborough (LBO)		2019	2046		2124	2129	2210
Barrow Upon Soar (BWS)							
Sileby (SIL)							
Syston (SYS)							
Leicester (LEI)		2030	2057		2135	2140	2221
Leicester (LEI)		2032	2059		2136	2141	
Market Harborough (MHR)		2045	2112		2150	2154	
Melton Mowbray (MMO)							
Oakham (OKM)							
Corby (COR)			2110	2140			
Kettering (KET)		2054	2118	2148	2159	2203	
Kettering (KET)		2055	2118		2200	2205	
Wellingborough (WEL)		2102	2126		2207	2213	
Bedford (BDM)		2115	2139		2220	2227	
Luton (LUT)			2155		2235	2242	
Luton Airport Parkway (LTN)		2131	2158		2238	2246	
St Pancras International (STP)		2155	2208	2223	2303	2309	

NOTES (see introductory pages for explanation of train operator codes and standard symbols)

- a Arrival time
- d Departure time