

London and Reading to Swindon, Cheltenham Spa, Bath, Bristol, Weston-Super-Mare, Cardiff, Swansea and West Wales

Mondays to Fridays

Operator	Train ID	Days of operation/Notes	1st Class/Reservations/Bus/Ferry	Catering facilities	GW 1C39	GW 1C36	GW 2G93	GW 1B38	GW 2020	GW 1C00	GW 1G01	GW 1C01	GW 1G03	GW 1C02	GW 1B03	GW 2G81	GW 1C03	GW 9B04	GW 1G05	GW 1C04	GW 1B05	GW 2M22	
					MX	MO A	MX	MX	B	C	D			E		F							
					11	11		11		11	11	11	11	11	11		11	11	11	11	11		
London Paddington (PAD)	7 d									0523	0535	0545	0628	0632	0648		0702	0712	0727	0732	0748		
Reading (RDG)	7 d									0549	0600	0610	0653	0657	0713		0727	0739	0753	0800	0813		
Didcot Parkway (DID)	d									0603	0614		0707	0712			0741	0754		0814			
Swindon (SWI)	a									0618	0630	0634	0724	0728	0737		0755	0811	0820	0829	0838		
Swindon (SWI)	d									0611	0621	0633	0637	0730	0730	0741	0754	0758	0812	0822	0831	0841	0845
Kemble (KEM)	d												0645	0742			0807			0835			
Stroud (STD)	d												0701	0758			0822			0850			
Stonehouse (SHU)	d												0706	0803			0827			0855			
Gloucester (GCR)	7 a												0718	0817			0847			0908			
Cheltenham Spa (CNM)	a												0733	0832			0903			0925			
Chippenham (CPM)	d									0627	0633		0649		0742		0810			0843		0900	
Melksham (MKM)	a									0636												0909	
Trowbridge (TRO)	a									0645												0919	
Westbury (WSB)	a									0653												0926	
Bath Spa (BTH)	7 d										0646c		0705e		0757e		0823c			0856c			
Bristol Parkway (BPW)	7 d										0728g				0805c		0835				0905c		
Bristol Temple Meads (BRI)	10 a										0657h		0717		0813		0835			0910			
Nailsea & Backwell (NLS)	a																						
Yatton (YAT)	a																						
Worle (WOR)	a																						
Weston Milton (WNM)	a																						
Weston-super-Mare (WSM)	a																						
Highbridge & Burnham (HIG)	a																						
Bridgwater (BWT)	a																						
Taunton (TAU)	a																						
Newport (South Wales) (NWP)	a														0824		0853				0923		
Cardiff Central (CDF)	7 a														0839		0908				0938		
Bridgend (BGN)	a														0901						1001		
Port Talbot Parkway (PTA)	a														0913						1013		
Neath (NTH)	a														0920						1020		
Swansea (SWA)	a														0933						1034		
Llanelli (LLE)	7 a																						
Pembrey & Burry Port (PBY)	a																						
Carmarthen (CMN)	a																						

For the complete service between London, Reading and Didcot Parkway see table 121

For the complete service between Gloucester and Cheltenham Spa see table 132

For the complete service between Bath and Bristol see table 133

For the complete service between Bristol, Weston-super-Mare and Taunton see table 134

For the complete service between Newport and Cardiff see table 128

For the complete service between Cardiff, Swansea and West Wales see table 126

NOTES (see introductory pages for explanation of train operator codes and standard symbols)

- a Arrival time
- d Departure time
- s Stops to set down only
- c Arrives 3 minutes earlier
- e Arrives 4 minutes earlier
- g Arrives 12 minutes earlier
- h Calls at Bristol Temple Meads before Bristol Parkway and departs at 0706

- A Also calls at Slough 0001
- B To Southampton Central, see table 133
- C Also calls at Filton Abbey Wood 0713
- D To Worcester Shrub Hill, see table 132
- E Also calls at Keynsham 0806
- F From Salisbury, see table 133

- MO Mondays only
- MX Not Mondays

London and Reading to Swindon, Cheltenham Spa, Bath, Bristol, Weston-Super-Mare, Cardiff, Swansea and West Wales

Mondays to Fridays

Operator	Train ID	1st Class/Reservations/Bus/Ferry Catering facilities	GW 1C05	GW 1B06	GW 1G07	GW 1C06	GW 1B07	GW 1C07	GW 1B08	GW 1G09	GW 1C08	GW 1B09	GW 1C09	GW 2M24	GW 1B10	GW 1G11	GW 1C10	GW 1B11	GW 1C11	GW 1B12
			⌘	⌘	⌘	⌘	⌘	⌘	⌘	⌘	⌘	⌘	⌘		⌘	⌘	⌘	⌘	⌘	⌘
London Paddington (PAD)	13 d		0802	0818	0828	0832	0848	0902	0918	0928	0932	0948	1002		1018	1028	1032	1048	1102	1118
Reading (RDG)	7 d		0827	0843	0853	0857	0913	0927	0943	0954	0958	1013	1027		1043	1053	1058	1113	1127	1143
Didcot Parkway (DID)	d		0841		0906	0912		0941		1007	1013		1040			1107	1112		1140	
Swindon (SWI)	a		0855	0907	0922	0926	0938	0955	1007	1023	1027	1038	1055		1107	1122	1127	1137	1155	1207
Swindon (SWI)	d		0858	0910	0929	0929	0941	0958	1011	1028	1030	1041	1057	1105	1111	1128	1129	1140	1157	1210
Kemble (KEM)	d				0942					1041						1141				
Stroud (STD)	d				0958					1057						1156				
Stonehouse (SHU)	d				1003					1102						1201				
Gloucester (GCR)	7 a				1015					1115						1214				
Cheltenham Spa (CNM)	a				1031					1130						1228				
Chippenham (CPM)	d		0910			0940		1014			1041		1109	1121				1141		1209
Melksham (MKM)	a													1130						
Trowbridge (TRO)	a													1140						
Westbury (WSB)	a													1147						
Bath Spa (BTH)	7 d		0923c			0953		1027		1054		1105	1122				1154		1204c	1223c
Bristol Parkway (BPW)	7 d			0934c			1005		1035c						1134					1235e
Bristol Temple Meads (BRI)	10 a		0935			1005		1039			1106		1135				1206		1236	
Nailsea & Backwell (NLS)	a																			
Yatton (YAT)	a																			
Worle (WOR)	a																			
Weston Milton (WNM)	a																			
Weston-super-Mare (WSM)	a																			
Highbridge & Burnham (HIG)	a																			
Bridgwater (BWT)	a																			
Taunton (TAU)	a																			
Newport (South Wales) (NWP)	a			0955			1023		1053			1124			1156			1225		1302
Cardiff Central (CDF)	7 a			1010			1037		1107			1141			1213			1239		1317
Bridgend (BGN)	a						1059					1202						1301		
Port Talbot Parkway (PTA)	a						1111					1214						1313		
Neath (NTH)	a						1119					1222						1320		
Swansea (SWA)	a						1131					1234						1333		
Llanelli (LLE)	7 a																			
Pembrey & Burry Port (PBY)	a																			
Carmarthen (CMN)	a																			

NOTES (see introductory pages for explanation of train operator codes and standard symbols)

- a Arrival time
- d Departure time
- c Arrives 3 minutes earlier
- e Arrives 4 minutes earlier

London and Reading to Swindon, Cheltenham Spa, Bath, Bristol, Weston-Super-Mare, Cardiff, Swansea and West Wales

Mondays to Fridays










Operator	Train ID	1st Class/Reservations/Bus/Ferry Catering facilities	GW 1G13	GW 1C12	GW 1B13	GW 1C13	GW 1B14	GW 2M26	GW 1G15	GW 1C14	GW 1B15	GW 1C15	GW 1B16	GW 1G17	GW 1C16	GW 1B17	GW 1C17	GW 1B18	GW 2M28	GW 1G19
			⌚	⌚	⌚	⌚	⌚		⌚	⌚	⌚	⌚	⌚	⌚	⌚	⌚	⌚	⌚		⌚
London Paddington (PAD)	13 d	Ⓢ	1128	1132	1148	1202	1218		1228	1231	1248	1302	1318	1328	1332	1348	1402	1418		1428
Reading (RDG)	7 d		1153	1157	1213	1227	1243		1253	1257	1313	1327	1343	1353	1358	1413	1427	1443		1453
Didcot Parkway (DID)	d		1207	1212		1240			1306	1312		1340		1406	1412		1440			1506
Swindon (SWI)	a		1223	1227	1237	1259	1308		1322	1326	1337	1355	1407	1423	1426	1437	1456	1507		1522
Swindon (SWI)	d		1228	1230	1240	1301	1310	1315	1328	1329	1340	1357	1410	1428	1429	1440	1458	1510	1514	1528
Kemble (KEM)	d		1241						1341					1441						1541
Stroud (STD)	d		1257						1357					1457						1557
Stonehouse (SHU)	d		1302						1402					1502						1602
Gloucester (GCR)	7 a		1314						1414					1514						1617
Cheltenham Spa (CNM)	a		1331						1428					1530						1632
Chippenham (CPM)	d			1242		1313		1330		1340		1409			1441		1511		1530	
Melksham (MKM)	a							1339												1539
Trowbridge (TRO)	a							1349												1548
Westbury (WSB)	a							1356												1558
Bath Spa (BTH)	7 d			1256		1326c			1353		1423c			1454c		1524				
Bristol Parkway (BPW)	7 d				1303		1334c			1405		1435e			1504c		1533			
Bristol Temple Meads (BRI)	10 a			1309		1339			1406		1435			1508		1536				
Nailsea & Backwell (NLS)	a																			
Yatton (YAT)	a																			
Worle (WOR)	a																			
Weston Milton (WNM)	a																			
Weston-super-Mare (WSM)	a																			
Highbridge & Burnham (HIG)	a																			
Bridgwater (BWT)	a																			
Taunton (TAU)	a																			
Newport (South Wales) (NWP)	a				1321		1352			1423		1500			1522		1552			
Cardiff Central (CDF)	7 a				1335		1407			1437		1517			1536		1607			
Bridgend (BGN)	a				1357					1459					1558					
Port Talbot Parkway (PTA)	a				1409					1511					1610					
Neath (NTH)	a				1416					1519					1617					
Swansea (SWA)	a				1429					1531					1630					
Llanelli (LLE)	7 a																			
Pembrey & Burry Port (PBY)	a																			
Carmarthen (CMN)	a																			

NOTES (see introductory pages for explanation of train operator codes and standard symbols)

- a Arrival time
- d Departure time
- c Arrives 3 minutes earlier
- e Arrives 4 minutes earlier


London and Reading to Swindon, Cheltenham Spa, Bath, Bristol, Weston-Super-Mare, Cardiff, Swansea and West Wales

Mondays to Fridays

Operator	GW	GW	GW	GW	GW	GW	GW	GW	GW	GW	GW	GW	GW	GW	GW	GW	GW	GW	GW
Train ID	1C18	1B19	1C19	1B20	1G21	1C20	1B21	1C21	1B23	1G23	1C22	2M30	1B24	1C24	1B26	1G25	1C25	1B27	G
Days of operation/Notes	1	1	1	1	1	1	1	1	1	1	1		1	1	1	1	1	1	1
1st Class/Reservations/Bus/Ferry	1	1	1	1	1	1	1	1	1	1	1		1	1	1	1	1	1	1
Catering facilities	1	1	1	1	1	1	1	1	1	1	1		1	1	1	1	1	1	1
London Paddington (PAD)   d	1432	1448	1502	1518	1528	1532	1548	1602	1618	1630	1633		1648	1702	1718	1730	1732	1748	
Reading (RDG)  d	1457	1513	1527	1543	1553	1558	1613	1627	1643		1658		1713	1727	1743		1757	1813	
Didcot Parkway (DID) d	1512		1540		1606	1612		1641	1658	1706	1712			1741	1756	1806	1811		
Swindon (SWI) a	1527	1537	1555	1607	1625	1628	1638	1655	1712	1728	1731		1737	1756	1811	1821	1826	1838	
Swindon (SWI) d	1529	1540	1557	1610	1628	1630	1640	1658	1715	1730	1733	1736	1742	1758	1813	1825	1828	1841	
Kemble (KEM) d					1641					1742								1838	
Stroud (STD) d					1657					1758								1854	
Stonehouse (SHU) d					1702					1802								1859	
Gloucester (GCR)  a					1715					1816								1920	
Cheltenham Spa (CNM) a					1731					1831								1935	
Chippenham (CPM) d	1541		1609			1642		1710				1745	1752		1810			1840	
Melksham (MKM) a												1802							
Trowbridge (TRO) a												1812							
Westbury (WSB) a												1820							
Bath Spa (BTH)  d	1554		1623c			1655		1723c			1758c			1825c				1853c	
Bristol Parkway (BPW)  d		1604c		1633			1704		1740				1805		1838e				1904
Bristol Temple Meads (BRI)  a	1606		1635			1707		1735			1809			1840				1905	
Nailsea & Backwell (NLS) a	1622					1724					1824							1919	
Yatton (YAT) a	1627					1729					1829							1924	
Worle (WOR) a	1633					1735					1835							1930	
Weston Milton (WNM) a																		1935	
Weston-super-Mare (WSM) a	1640					1742					1842							1939	
Highbridge & Burnham (HIG) a											1853							1955	
Bridgwater (BWT) a											1900							2002	
Taunton (TAU) a											1912							2014	
Newport (South Wales) (NWP) a		1622		1655			1722		1759				1823		1859				1922
Cardiff Central (CDF)  a		1637		1709			1737		1814				1837		1915				1938
Bridgend (BGN) a		1658					1801		1849				1859		1946				2000
Port Talbot Parkway (PTA) a		1710					1813		1901				1912		1959				2012
Neath (NTH) a		1718					1820		1908				1919		2006				2019
Swansea (SWA) a		1730					1833		1921				1932		2019				2032
Llanelli (LLE)  a																			2118
Pembrey & Burry Port (PBY) a																			2125
Carmarthen (CMN) a																			2152

NOTES (see introductory pages for explanation of train operator codes and standard symbols)

- a Arrival time
- d Departure time
- c Arrives 3 minutes earlier
- e Arrives 4 minutes earlier

G Also calls at Kidwelly 2132 and Ferryside 2138
 Pullman restaurant car service is available when boarding at highlighted times

London and Reading to Swindon, Cheltenham Spa, Bath, Bristol, Weston-Super-Mare, Cardiff, Swansea and West Wales

Mondays to Fridays

Operator Train ID Days of operation/Notes 1st Class/Reservations/Bus/Ferry Catering facilities	GW 2009 H	GW 1C27	GW 1B29	GW 1G27	GW 1C28	GW 1B30	GW 1C30	GW 1B31	GW 1G29 J	GW 1C31	GW 1B32	GW 2M34	GW 2G91 L	GW 1C32	GW 1G31	GW 1C33	GW 1B34 FO	GW 1B34 FX
London Paddington (PAD) d		1801	1818	1830	1834	1848	1902	1918	1928	1932	1948			2001	2028	2032	2048	2048
Reading (RDG) d		1828	1843		1859	1913	1927	1943		1958	2013			2027	2053	2057	2113	2113
Didcot Parkway (DID)	d	1841	1857	1907	1913		1941		2004	2011				2040	2106	2112		
Swindon (SWI)	a	1856	1912	1924	1928	1937	1955	2007	2020	2026	2037			2055	2122	2126	2137	2137
Swindon (SWI)	d	1852	1859	1914	1926	1930	1940	1958	2010	2025	2028	2040	2045	2054	2057	2127	2129	2140
Kemble (KEM)	d			1939					2038				2107		2140			
Stroud (STD)	d			1955					2054				2122		2156			
Stonehouse (SHU)	d			2000					2100				2127		2201			
Gloucester (GCR) a				2015					2116				2142		2215			
Cheltenham Spa (CNM)	a			2032					2132				2205		2234			
Chippenham (CPM)	d	1907	1913		1942		2010			2040		2100		2109		2140		
Melksham (MKM)	a	1916										2109						
Trowbridge (TRO)	a	1927										2119						
Westbury (WSB)	a	1934										2126						
Bath Spa (BTH) d		1926			1956c		2025e			2053				2122		2153		
Bristol Parkway (BPW) d			1940			2004c		2038f			2105e						2203	2203
Bristol Temple Meads (BRI) a		1939			2007		2040			2108				2134		2205		
Nailsea & Backwell (NLS)	a				2021					2128						2229		
Yatton (YAT)	a				2026					2133						2235		
Worle (WOR)	a				2032					2139						2241		
Weston Milton (WNM)	a				2037					2145								
Weston-super-Mare (WSM)	a				2042					2150						2249		
Highbridge & Burnham (HIG)	a																	
Bridgwater (BWT)	a																	
Taunton (TAU)	a																	
Newport (South Wales) (NWP)	a		1958			2025		2057			2123						2223	2232
Cardiff Central (CDF) a			2013			2039		2115			2140						2241	2250
Bridgend (BGN)	a		2047			2101		2145			2202						2311	2311
Port Talbot Parkway (PTA)	a		2059			2113		2157			2214						2323	2323
Neath (NTH)	a		2106			2120		2204			2221						2330	2330
Swansea (SWA)	a		2118			2133		2217			2234						2343	2343
Llanelli (LLE) a																		
Pembrey & Burry Port (PBY)	a																	
Carmarthen (CMN)	a																	

NOTES (see introductory pages for explanation of train operator codes and standard symbols)

- a Arrival time
- d Departure time
- c Arrives 3 minutes earlier
- e Arrives 4 minutes earlier
- f Arrives 7 minutes earlier

- H To Salisbury, see table 133
- J To Worcester Shrub Hill, see table 132. Also calls at Ashchurch For Tewkesbury 2140
- L From Westbury, see table 133

- FO Fridays only
- FX Not Fridays

London and Reading to Swindon, Cheltenham Spa, Bath, Bristol, Weston-Super-Mare, Cardiff, Swansea and West Wales

Mondays to Fridays

Operator	Train ID	Days of operation/Notes	1st Class/Reservations/Bus/Ferry	Catering facilities	GW 1C34	GW 1G33	GW 1B36 FO	GW 1B36 FX	GW 1C36 K	GW 1C37	GW 2G93	GW 1B38 FO	GW 1B38 FX	GW 1C39
London Paddington (PAD)	15 d				2102	2128	2148	2148	2202	2232		2248	2248	2332
Reading (RDG)	7 d				2127	2153	2213	2213	2227	2259		2318	2318	0005
Didcot Parkway (DID)	d				2140	2206			2241	2313		2334	2334	0020
Swindon (SWI)	a				2155	2222	2237	2237	2255	2329		2348	2348	0034
Swindon (SWI)	d				2157	2229	2240	2240	2258	2332	2342	2351	2351	0038
Kemble (KEM)	d					2242					2355			
Stroud (STD)	d					2257					0010			
Stonehouse (SHU)	d					2302					0015			
Gloucester (GCR)	7 a					2315					0029			
Cheltenham Spa (CNM)	a					2331					0043			
Chippenham (CPM)	d				2209				2311	2344				0050
Melksham (MKM)	a													
Trowbridge (TRO)	a													
Westbury (WSB)	a													
Bath Spa (BTH)	7 d				2224e				2324	2357c				0103c
Bristol Parkway (BPW)	7 d						2304	2304				0015	0015	
Bristol Temple Meads (BRI)	10 a				2239				2335	0009				0115
Nailsea & Backwell (NLS)	a								2357s					
Yatton (YAT)	a								0002s					
Worle (WOR)	a								0008s					
Weston Milton (WNM)	a													
Weston-super-Mare (WSM)	a								0015s					
Highbridge & Burnham (HIG)	a								0026s					
Bridgwater (BWT)	a								0033s					
Taunton (TAU)	a								0044					
Newport (South Wales) (NWP)	a						2322	2329				0034	0042	
Cardiff Central (CDF)	7 a						2337	2347				0047	0100	
Bridgend (BGN)	a						0012	0012				0110	0122	
Port Talbot Parkway (PTA)	a						0024	0024				0135	0143	
Neath (NTH)	a						0031	0031				0143	0151	
Swansea (SWA)	a						0044	0044				0155	0203	
Llanelli (LLE)	7 a													
Pembrey & Burry Port (PBY)	a													
Carmarthen (CMN)	a													

NOTES (see introductory pages for explanation of train operator codes and standard symbols)

- a Arrival time
- d Departure time
- s Stops to set down only
- c Arrives 3 minutes earlier
- e Arrives 4 minutes earlier

K To Plymouth, see table 135

- FO Fridays only
- FX Not Fridays

London and Reading to Swindon, Cheltenham Spa, Bath, Bristol, Weston-Super-Mare, Cardiff, Swansea and West Wales

Saturdays

Operator Train ID Days of operation/Notes 1st Class/Reservations/Bus/Ferry Catering facilities	GW 2G93	GW 1B38	GW 1C39	GW 1B01 A	GW 1C02	GW 2G03	GW 1B03	GW 1C03	GW 2071 B	GW 1G05	GW 1C04	GW 2M22	GW 1B05	GW 1C05	GW 9U06	GW 1G07	GW 1C06	GW 2M24	
London Paddington (PAD) d					0630		0648	0702		0728	0732		0748	0802	0813	0828	0832		
Reading (RDG) d			0005		0655		0713	0727		0753	0757		0813	0827	0840	0854	0859		
Didcot Parkway (DID)			0020		0709			0740		0806	0812			0840	0855	0908	0913		
Swindon (SWI)			0034		0724		0738	0756		0823	0827		0838	0856	0913	0924	0929		
Swindon (SWI)			0038		0726	0729	0740	0757	0808	0828	0828	0835	0841	0858	0915	0928	0930	0935	
Kemble (KEM)						0741				0841						0941			
Stroud (STD)	0010					0756				0857						0957			
Stonehouse (SHU)	0015					0801				0902						1002			
Gloucester (GCR) a	0029					0813				0915						1014			
Cheltenham Spa (CNM)	0043					0827				0929						1031			
Chippenham (CPM)			0050		0738			0809	0824		0841	0857f		0910				0942	0950
Melksham (MKM)									0833			0906							0959
Trowbridge (TRO)									0843			0915							1009
Westbury (WSB)									0850			0923							1016
Bath Spa (BTH) d			0103c		0751			0823			0854			0923					0955
Bristol Parkway (BPW) d		0015		0724h			0804						0905		0938a				
Bristol Temple Meads (BRI) a			0115	0703j	0803			0835			0906			0935					1007
Nailsea & Backwell (NLS)																			
Yatton (YAT)																			1022
Worle (WOR)																			
Weston Milton (WNM)																			
Weston-super-Mare (WSM)																			1033
Highbridge & Burnham (HIG)																			1045
Bridgwater (BWT)																			1053
Taunton (TAU)																			1105
Newport (South Wales) (NWP)		0034		0744			0825						0924						
Cardiff Central (CDF) a		0047		0758			0838						0939						
Bridgend (BGN)		0110		0822			0901						1001						
Port Talbot Parkway (PTA)		0135		0835			0914						1013						
Neath (NTH)		0143		0843			0922						1021						
Swansea (SWA)		0155		0855			0934						1033						
Llanelli (LLE) a																			
Pembrey & Burry Port (PBY)																			
Carmarthen (CMN)																			

NOTES (see introductory pages for explanation of train operator codes and standard symbols)

- a Arrival time
- d Departure time
- c Arrives 3 minutes earlier
- f Arrives 6 minutes earlier
- h Arrives 9 minutes earlier
- j Departure time. Starts from Bristol Temple Meads before Bristol Parkway

- A Also calls at Filton Abbey Wood 0710
- B Runs until 10 September. To Weymouth, see table 133

London and Reading to Swindon, Cheltenham Spa, Bath, Bristol, Weston-Super-Mare, Cardiff, Swansea and West Wales

Saturdays

Operator	Train ID	Days of operation/Notes	1st Class/Reservations/Bus/Ferry	Catering facilities	GW 1B07	GW 1B07	GW 1C07	GW 1G09	GW 1C08	GW 1B09	GW 1C09	GW 2M25	GW 1G11	GW 1C10	GW 1B11	GW 1C11	GW 1G13	GW 1C12	GW 1B13	GW 1C13	GW 2M26	GW 9B14
London Paddington (PAD)	15 d				0848	0848	0902	0928	0932	0948	1002		1028	1032	1048	1102	1128	1132	1148	1202		1213
Reading (RDG)	7 d	C			0913	0913	0927	0953	0958	1013	1027		1053	1057	1113	1127	1153	1157	1213	1227		1240
Didcot Parkway (DID)	d						0940	1007	1013		1040		1106	1112		1140	1206	1212		1240		1256
Swindon (SWI)	a				0938	0938	0956	1024	1028	1038	1056		1123	1127	1138	1156	1224	1228	1238	1256		1318
Swindon (SWI)	d				0940	0940	0957	1028	1030	1040	1057	1105	1128	1129	1140	1157	1228	1230	1240	1257	1305	1319
Kemble (KEM)	d							1041					1141				1241					
Stroud (STD)	d							1057					1157				1257					
Stonehouse (SHU)	d							1102					1202				1302					
Gloucester (GCR)	7 a							1114					1214				1314					
Cheltenham Spa (CNM)	a							1129					1228				1328					
Chippenham (CPM)	d						1009		1042		1109	1121		1141		1210		1241		1310	1321	
Melksham (MKM)	a											1130										1330
Trowbridge (TRO)	a											1139										1339
Westbury (WSB)	a											1148										1348
Bath Spa (BTH)	7 d						1023		1055		1123			1155c		1223		1254		1323		
Bristol Parkway (BPW)	7 d				1005	1005				1104					1204				1304			1343
Bristol Temple Meads (BRI)	10 a						1035		1107		1135			1209		1235		1306		1335		
Nailsea & Backwell (NLS)	a																					
Yatton (YAT)	a																					
Worle (WOR)	a																					
Weston Milton (WNM)	a																					
Weston-super-Mare (WSM)	a													1232				1333				
Highbridge & Burnham (HIG)	a																					
Bridgwater (BWT)	a																					
Taunton (TAU)	a																					
Newport (South Wales) (NWP)	a				1024	1024				1124					1224				1323			1403
Cardiff Central (CDF)	7 a				1038	1038				1137					1237				1338			1417
Bridgend (BGN)	a				1059	1059				1158					1258				1400			
Port Talbot Parkway (PTA)	a				1111	1111				1210					1310				1412			
Neath (NTH)	a				1118	1118				1218					1318				1419			
Swansea (SWA)	a				1131	1131				1230					1330				1432			
Llanelli (LLE)	7 a				1154																	
Pembrey & Burry Port (PBY)	a				1201																	
Carmarthen (CMN)	a				1229																	

NOTES (see introductory pages for explanation of train operator codes and standard symbols)

- a Arrival time
- d Departure time
- c Arrives 3 minutes earlier

- C Runs until 10 September. Also calls at Kidwelly 1208 and Ferryside 1215
- D Runs from 17 September

London and Reading to Swindon, Cheltenham Spa, Bath, Bristol, Weston-Super-Mare, Cardiff, Swansea and West Wales

Saturdays

Operator Train ID 1st Class/Reservations/Bus/Ferry Catering facilities	GW 1G15 ⌘	GW 1C14 ⌘	GW 1B15 ⌘	GW 1C15 ⌘	GW 1G17 ⌘	GW 1C16 ⌘	GW 1B17 ⌘	GW 1C17 ⌘	GW 2M27	GW 1G19 ⌘	GW 1C18 ⌘	GW 1B19 ⌘	GW 1C19 ⌘	GW 2M29	GW 9U20 ⌘	GW 2G21 ⌘	GW 1C20 ⌘	GW 1B21 ⌘
London Paddington (PAD) d	1228	1232	1248	1302	1328	1332	1348	1402		1428	1432	1448	1502		1513		1532	1548
Reading (RDG) d	1253	1257	1313	1327	1353	1357	1413	1427		1453	1457	1513	1527		1540		1557	1613
Didcot Parkway (DID) d	1306	1312		1340	1406	1412		1440		1506	1512		1540		1555		1612	
Swindon (SWI) a	1323	1327	1338	1356	1423	1427	1438	1456		1523	1527	1538	1556		1613		1627	1638
Swindon (SWI) d	1328	1329	1340	1357	1428	1429	1440	1458	1510	1528	1529	1540	1557	1603	1614	1628	1629	1640
Kemble (KEM) d	1341				1441					1541						1641		
Stroud (STD) d	1356				1457					1557						1657		
Stonehouse (SHU) d	1401				1502					1602						1702		
Gloucester (GCR) a	1414				1514					1614						1714		
Cheltenham Spa (CNM) a	1428				1529					1629						1729		
Chippenham (CPM) d		1341		1409		1441		1510	1530g		1541		1609	1618			1641	
Melksham (MKM) a									1539					1627				
Trowbridge (TRO) a									1548					1637				
Westbury (WSB) a									1556					1644				
Bath Spa (BTH) d		1354		1423		1455c		1523			1554		1623				1654	
Bristol Parkway (BPW) d			1404				1504					1604			1637a			1704
Bristol Temple Meads (BRI) a		1406		1435		1509		1535			1606		1635				1706	
Nailsea & Backwell (NLS) a						1523											1723	
Yatton (YAT) a		1422				1528											1729	
Worle (WOR) a																	1735	
Weston Milton (WNM) a																		
Weston-super-Mare (WSM) a		1434				1540					1630						1742	
Highbridge & Burnham (HIG) a																		
Bridgwater (BWT) a																		
Taunton (TAU) a																		
Newport (South Wales) (NWP) a			1423				1526					1624						1723
Cardiff Central (CDF) a			1437				1541					1637						1738
Bridgend (BGN) a			1500				1605					1700						1758
Port Talbot Parkway (PTA) a			1512				1619					1712						1810
Neath (NTH) a			1520				1627					1719						1818
Swansea (SWA) a			1532				1640					1734						1830
Llanelli (LLE) a																		
Pembrey & Burry Port (PBY) a																		
Carmarthen (CMN) a																		

NOTES (see introductory pages for explanation of train operator codes and standard symbols)

- a Arrival time
- d Departure time
- c Arrives 3 minutes earlier
- g Arrives 5 minutes earlier

London and Reading to Swindon, Cheltenham Spa, Bath, Bristol, Weston-Super-Mare, Cardiff, Swansea and West Wales

Saturdays

Operator	Train ID	1st Class/Reservations/Bus/Ferry	Catering facilities	GW 1C21	GW 1B23	GW 1G23	GW 1C22	GW 2M30	GW 1B24	GW 1C24	GW 1B26	GW 1G25	GW 1C25	GW 1B27	GW 1C27	GW 1B29	GW 1G27	GW 1C28	GW 2M40	GW 1B30	GW 1C30
London Paddington (PAD)	15 d			1602	1618	1628	1631		1648	1702	1718	1728	1732	1748	1802	1818	1828	1832		1848	1902
Reading (RDG)	7 d			1627	1643	1653	1657		1713	1727	1743	1754	1800	1813	1827	1843	1853	1857		1913	1927
Didcot Parkway (DID)	d			1640	1657	1706	1712		1740	1757	1809	1815		1840	1857	1906	1912				1940
Swindon (SWI)	a			1656	1712	1723	1727		1738	1756	1812	1826	1830	1838	1856	1912	1923	1927		1938	1956
Swindon (SWI)	d			1657	1715	1728	1729	1735	1740	1757	1814	1828	1832	1840	1857	1915	1928	1929	1935	1940	1957
Kemble (KEM)	d					1741					1841					1940					
Stroud (STD)	d					1757					1857					1956					
Stonehouse (SHU)	d					1802					1902					2001					
Gloucester (GCR)	7 a					1815					1915					2013					
Cheltenham Spa (CNM)	a					1829					1931					2030					
Chippenham (CPM)	d			1709			1740	1750		1809			1844		1909			1941	1950		2009
Melksham (MKM)	a							1759											1959		
Trowbridge (TRO)	a							1809											2009		
Westbury (WSB)	a							1817											2016		
Bath Spa (BTH)	7 d			1723			1753			1823			1857		1923			1956e			2022
Bristol Parkway (BPW)	7 d				1739				1804		1838			1904		1940c				2004	
Bristol Temple Meads (BRI)	10 a			1735			1805			1835			1909		1935			2008			2037
Nailsea & Backwell (NLS)	a						1817						1920					2020			
Yatton (YAT)	a						1823						1926					2025			
Worle (WOR)	a												1932					2032			
Weston Milton (WNM)	a																				
Weston-super-Mare (WSM)	a						1834						1939					2039			
Highbridge & Burnham (HIG)	a						1846											2051			
Bridgwater (BWT)	a						1854											2058			
Taunton (TAU)	a						1906											2112			
Newport (South Wales) (NWP)	a				1759				1823		1900			1923		1959					2023
Cardiff Central (CDF)	7 a				1813				1837		1914			1940		2013					2039
Bridgend (BGN)	a								1859		1938			2001		2034					2059
Port Talbot Parkway (PTA)	a								1911		1950			2013		2046					2111
Neath (NTH)	a								1919		1958			2020		2053					2119
Swansea (SWA)	a								1932		2012			2033		2106					2131
Llanelli (LLE)	7 a										2040										
Pembrey & Burry Port (PBY)	a										2047										
Carmarthen (CMN)	a										2109										

NOTES (see introductory pages for explanation of train operator codes and standard symbols)

- a Arrival time
- d Departure time
- c Arrives 3 minutes earlier
- e Arrives 4 minutes earlier

London and Reading to Swindon, Cheltenham Spa, Bath, Bristol, Weston-Super-Mare, Cardiff, Swansea and West Wales

Saturdays

Operator Train ID Days of operation/Notes 1st Class/Reservations/Bus/Ferry Catering facilities	GW 1B31	GW 1G29	GW 1C31	GW 1B32	GW 1C32	GW 2M44 D	GW 9C40 E	GW 2G31	GW 1C33 F	GW 1B35	GW 2M44 G	GW 1C35	GW 2G93	GW 1U36	GW 1C37	GW 1C38
	1915	1928	1932	1948	2002		2013		2032	2048		2132		2202	2230	2330
London Paddington (PAD) d	1915	1928	1932	1948	2002		2013		2032	2048		2132		2202	2230	2330
Reading (RDG) d	1941	1953	1957	2013	2027		2044		2057	2113		2157		2227	2255	0005
Didcot Parkway (DID)	d	1955	2006	2012	2040		2059		2112			2210		2240	2309	0020
Swindon (SWI)	a	2012	2023	2027	2038	2056	2118		2127	2138		2227		2256	2324	0037
Swindon (SWI)	d	2014	2028	2028	2040	2057	2107	2125	2129	2140	2208	2227	2241	2257	2326	0038
Kemble (KEM)	d		2041					2138					2254			
Stroud (STD)	d		2057					2153					2309			
Stonehouse (SHU)	d		2102					2158					2314			
Gloucester (GCR) a			2115					2213					2329			
Cheltenham Spa (CNM)	a		2129					2228								
Chippenham (CPM)	d		2040		2109	2122			2140		2224	2239			2338	0050
Melksham (MKM)	a					2131					2233					
Trowbridge (TRO)	a					2141					2243					
Westbury (WSB)	a					2149					2250					
Bath Spa (BTH) d			2053	2104	2122			2153		2205		2253		2319a	2351	0103
Bristol Parkway (BPW) d	2039e															
Bristol Temple Meads (BRI) a			2105	2134				2205				2305			0003	0115
Nailsea & Backwell (NLS)	a		2117					2217s								
Yatton (YAT)	a		2123					2222s								
Worle (WOR)	a		2129					2228s								
Weston Milton (WNM)	a		2133													
Weston-super-Mare (WSM)	a		2137					2235s								
Highbridge & Burnham (HIG)	a		2149					2247s								
Bridgwater (BWT)	a		2156					2254s								
Taunton (TAU)	a		2208					2306								
Newport (South Wales) (NWP)	a	2058		2123						2231						
Cardiff Central (CDF) a	2111			2138						2250						
Bridgend (BGN)	a	2132		2159						2310						
Port Talbot Parkway (PTA)	a	2144		2211						2322						
Neath (NTH)	a	2152		2219						2330						
Swansea (SWA)	a	2204		2231						2343						
Llanelli (LLE) a																
Pembrey & Burry Port (PBY)	a															
Carmarthen (CMN)	a															

NOTES (see introductory pages for explanation of train operator codes and standard symbols)

- a Arrival time
- d Departure time
- s Stops to set down only
- e Arrives 4 minutes earlier

- D Runs from 17 September
- E Also calls at Maidenhead 2031
- F To Exeter St Davids, see table 135
- G Runs until 10 September

London and Reading to Swindon, Cheltenham Spa, Bath, Bristol, Weston-Super-Mare, Cardiff, Swansea and West Wales

Sundays

Operator Train ID Days of operation/Notes 1st Class/Reservations/Bus/Ferry Catering facilities	GW 1C38	GW 1B09	GW 1C05 A	GW 2M06	GW 1B15	GW 2G01	GW 1C07	GW 1C08	GW 1B20 B	GW 2G02	GW 9U22	GW 1C10	GW 2G03	GW 1B25	GW 2M08 C	GW 2O89 D	GW 1C12	GW 2G04
London Paddington (PAD) d			0813		0833		0900		0937		1016	1030		1043			1130	
Reading (RDG) d	0005		0837		0859		0929		1003		1043	1055		1109			1154	
Didcot Parkway (DID)	d	0020	0853		0915		0949		1016		1058	1108					1208	
Swindon (SWI)	a	0037	0909		0930		1004		1032		1116	1124		1135			1224	
Swindon (SWI)	d	0038	0910	0914	0931	0935	1006	1020	1033	1037	1117	1125	1130	1136	1141	1141	1225	1232
Kemble (KEM)	d					0946				1048			1143					1244
Stroud (STD)	d					1001				1103			1157					1259
Stonehouse (SHU)	d					1005				1107			1201					1302
Gloucester (GCR) a						1019				1122			1219					1318
Cheltenham Spa (CNM)	a					1036				1135			1231					1332
Chippenham (CPM)	d	0050	0922	0930			1018	1036				1137			1156	1156	1237	
Melksham (MKM)	a			0939											1205	1205		
Trowbridge (TRO)	a			0949											1214	1215		
Westbury (WSB)	a			0956											1221	1223		
Bath Spa (BTH) d	0103		0934				1031	1051				1150					1251	
Bristol Parkway (BPW) d		0858			0955				1100c		1146a			1201				
Bristol Temple Meads (BRI) a	0115		0946				1043	1104				1202					1303	
Nailsea & Backwell (NLS)	a																	
Yatton (YAT)	a						1057											
Worle (WOR)	a																	
Weston Milton (WNM)	a																	
Weston-super-Mare (WSM)	a						1108											
Highbridge & Burnham (HIG)	a																	
Bridgwater (BWT)	a																	
Taunton (TAU)	a			1015														
Newport (South Wales) (NWP)	a		0924			1014			1120						1221			
Cardiff Central (CDF) a			0943			1031			1134						1235			
Bridgend (BGN)	a		1004			1056			1155						1255			
Port Talbot Parkway (PTA)	a		1016			1108			1207						1307			
Neath (NTH)	a		1024			1116			1214						1315			
Swansea (SWA)	a		1036			1129			1229						1329			
Llanelli (LLE) a									1251									
Pembrey & Burry Port (PBY)	a								1258									
Carmarthen (CMN)	a								1327									

NOTES (see introductory pages for explanation of train operator codes and standard symbols)

- a Arrival time
- d Departure time
- c Arrives 4 minutes earlier
- A To Exeter St Davids, see table 135
- B Also calls at Kidwelly 1305 and Ferryside 1312
- C Runs from 30 October
- D Runs until 23 October. To Weymouth, see table 133

London and Reading to Swindon, Cheltenham Spa, Bath, Bristol, Weston-Super-Mare, Cardiff, Swansea and West Wales

Sundays

Operator Train ID Days of operation/Notes 1st Class/Reservations/Bus/Ferry Catering facilities	GW 1B28 E 11	GW 1C14 E 11	GW 2G05 F 11	GW 2G05 G 11	GW 1B35 E 11	GW 2O91 H 11	GW 1C16 E 11	GW 2G07 E 11	GW 1B40 E 11	GW 9B43 E 11	GW 1C18 E 11	GW 2G09 E 11	GW 1B46 E 11	GW 2M12 J 11	GW 1C19 E 11	GW 1C20 E 11	GW 2G10 E 11	GW 1B51 E 11	
London Paddington (PAD) d	1143	1230			1243		1330		1343	1413	1430		1443		1500	1530		1543	
Reading (RDG) d	1209	1255			1309		1355		1409	1440	1454		1509		1525	1555		1609	
Didcot Parkway (DID)		1308					1408			1455	1508				1538	1608			
Swindon (SWI)	a	1234	1323		1335		1424		1434	1513	1523		1534		1554	1624		1635	
Swindon (SWI)	d	1236	1325	1328	1330	1336	1341	1425	1430	1436	1515	1524	1530	1536	1544	1555	1625	1629	1637
Kemble (KEM)	d			1342e	1342				1443				1542					1641	
Stroud (STD)	d			1357	1357				1457				1557					1656	
Stonehouse (SHU)	d			1400	1400				1501				1600					1700	
Gloucester (GCR) a				1417	1417				1522				1617					1718	
Cheltenham Spa (CNM)	a			1435	1435				1533				1632					1732	
Chippenham (CPM)	d		1337				1356	1437				1536			1559	1607	1638		
Melksham (MKM)	a						1405								1608				
Trowbridge (TRO)	a						1414								1618				
Westbury (WSB)	a						1421								1625				
Bath Spa (BTH) d		1350					1450				1550					1620	1651		
Bristol Parkway (BPW) d	1300				1400				1459	1539			1601						1702
Bristol Temple Meads (BRI) a		1402					1502				1602				1634	1703			
Nailsea & Backwell (NLS)	a	1415																1714	
Yatton (YAT)	a	1419																1720	
Worle (WOR)	a	1425																1726	
Weston Milton (WNM)	a																		
Weston-super-Mare (WSM)	a	1433																1733	
Highbridge & Burnham (HIG)	a																	1745	
Bridgwater (BWT)	a																	1752	
Taunton (TAU)	a										1640							1804	
Newport (South Wales) (NWP)	a	1321			1419				1525	1558			1620						1725
Cardiff Central (CDF) a	1335				1433				1540	1613			1634						1738
Bridgend (BGN)	a	1356			1456				1600				1659						1759
Port Talbot Parkway (PTA)	a	1411			1508				1612				1715						1811
Neath (NTH)	a	1419			1516				1620				1722						1818
Swansea (SWA)	a	1431			1529				1632				1735						1831
Llanelli (LLE) a	1453								1654										
Pembrey & Burry Port (PBY)	a	1500							1701										
Carmarthen (CMN)	a	1528							1723										

NOTES (see introductory pages for explanation of train operator codes and standard symbols)

- a Arrival time
- d Departure time
- e Arrives 3 minutes earlier

- E Also calls at Kidwelly 1507 and Ferryside 1514
- F Runs from 18 September
- G Runs until 11 September
- H To Weymouth, see table 133
- J To Frome, see table 133

London and Reading to Swindon, Cheltenham Spa, Bath, Bristol, Weston-Super-Mare, Cardiff, Swansea and West Wales

Sundays

Operator Train ID Days of operation/Notes 1st Class/Reservations/Bus/Ferry Catering facilities	GW 1C21	GW 1C22 K	GW 2G11	GW 1B59	GW 2014 L	GW 1C23	GW 1C24	GW 1G68	GW 1B69	GW 1C25 K	GW 1C26	GW 2G13	GW 2M16	GW 1B79	GW 1C27	GW 9C83	GW 1C28	GW 2G14	
	113 113	113 113		113 113		113 113	113 113	113 113	113 113	113 113	113 113			113 113	113 113	113 113	113 113		
London Paddington (PAD) d	1600	1630		1643		1700	1730	1733	1743	1800	1830			1843	1900	1913	1930		
Reading (RDG) d	1624	1655		1709		1725	1755	1758	1809	1825	1855			1909	1925	1940	1955		
Didcot Parkway (DID)	d	1638	1708			1738		1811		1838					1938	1955			
Swindon (SWI)	a	1653	1725		1735	1754	1820	1828	1835	1854	1920			1934	1954	2014	2020		
Swindon (SWI)	d	1654	1727	1730	1736	1744	1755	1822	1829	1837	1855	1922	1929	1929	1936	1955		2022	2031
Kemble (KEM)	d			1742				1841						1942					2044
Stroud (STD)	d			1757				1857						1956					2058
Stonehouse (SHU)	d			1801				1901						2000					2102
Gloucester (GCR) a				1818				1916						2018					2121
Cheltenham Spa (CNM)	a			1830				1932						2032					2132
Chippenham (CPM)	d	1707	1739			1759	1807	1834			1907	1933		1945		2007		2034	
Melksham (MKM)	a					1808								1954					
Trowbridge (TRO)	a					1818								2003					
Westbury (WSB)	a					1825								2011					
Bath Spa (BTH) d	1720	1752				1820	1847			1920	1946				2020			2048e	
Bristol Parkway (BPW) d				1800					1901					2000e					
Bristol Temple Meads (BRI) a	1736	1804				1833	1859			1932	1958				2032			2102	
Nailsea & Backwell (NLS)	a						1919				2019								
Yatton (YAT)	a						1924				2024								
Worle (WOR)	a						1930				2030								
Weston Milton (WNM)	a						1935												
Weston-super-Mare (WSM)	a		1837				1940				2039								
Highbridge & Burnham (HIG)	a																		
Bridgwater (BWT)	a		1853																
Taunton (TAU)	a		1904							2008									
Newport (South Wales) (NWP)	a			1820					1921						2021				
Cardiff Central (CDF) a				1834					1935						2032				
Bridgend (BGN)	a			1857					1955						2055				
Port Talbot Parkway (PTA)	a			1909					2007						2107				
Neath (NTH)	a			1916					2015						2115				
Swansea (SWA)	a			1929					2027						2127				
Llanelli (LLE) a																			
Pembrey & Burry Port (PBY)	a																		
Carmarthen (CMN)	a																		

NOTES (see introductory pages for explanation of train operator codes and standard symbols)

- a Arrival time
- d Departure time
- e Arrives 3 minutes earlier
- K To Plymouth, see table 135
- L To Salisbury, see table 133

London and Reading to Swindon, Cheltenham Spa, Bath, Bristol, Weston-Super-Mare, Cardiff, Swansea and West Wales

Sundays

Operator	Train ID	Days of operation/Notes	1st Class/Reservations/Bus/Ferry	Catering facilities	GW 1B88	GW 1C30	GW 2M18	GW 2G15	GW 1B91	GW 1C32	GW 1B93	GW 1C33	GW 2G90	GW 1U34 M	GW 1C35	GW 1C36 N
					113	113		1	113	113	113	113		113 M	113	113
					卐	卐		卐	卐	卐	卐	卐		卐 M	卐	卐
London Paddington (PAD)	15 d				1943	2030			2043	2130	2143	2200		2237	2258	2333
Reading (RDG)	7 d				2009	2055			2109	2155	2209	2224		2315	2337	0019
Didcot Parkway (DID)	d				2022				2123	2208	2223	2238		2329s	2351s	0034s
Swindon (SWI)	a				2038	2120			2138	2224	2238	2253		2346s	0010s	0052s
Swindon (SWI)	d				2039	2122	2125	2130	2140	2225	2240	2255	2310			
Kemble (KEM)	d							2143					2322			
Stroud (STD)	d							2158					2337			
Stonehouse (SHU)	d							2202					2341			
Gloucester (GCR)	7 a							2218					2359			
Cheltenham Spa (CNM)	a							2232					0011			
Chippenham (CPM)	d					2134	2140			2237		2306			0023s	0104s
Melksham (MKM)	a						2149									
Trowbridge (TRO)	a						2159									
Westbury (WSB)	a						2205									
Bath Spa (BTH)	7 d					2147			2250		2319				0034s	0116s
Bristol Parkway (BPW)	7 d				2103			2205		2302			0009a			
Bristol Temple Meads (BRI)	10 a					2159				2302		2332			0049	0130
Nailsea & Backwell (NLS)	a					2213										
Yatton (YAT)	a					2218										
Worle (WOR)	a					2223										
Weston Milton (WNM)	a					2228										
Weston-super-Mare (WSM)	a					2235										
Highbridge & Burnham (HIG)	a															
Bridgwater (BWT)	a															
Taunton (TAU)	a															
Newport (South Wales) (NWP)	a				2122			2224		2321						
Cardiff Central (CDF)	7 a				2136			2238		2336						
Bridgend (BGN)	a				2156			2258		2357						
Port Talbot Parkway (PTA)	a				2208			2310		0010						
Neath (NTH)	a				2215			2318		0018						
Swansea (SWA)	a				2228			2330		0031						
Llanelli (LLE)	7 a															
Pembrey & Burry Port (PBY)	a															
Carmarthen (CMN)	a															

NOTES (see introductory pages for explanation of train operator codes and standard symbols)

- a Arrival time
- d Departure time
- s Stops to set down only

- M Also calls at Slough 2255
- N Also calls at Slough 0001

West Wales, Swansea, Cardiff, Weston-Super-Mare, Bristol, Bath, Cheltenham Spa and Swindon to Reading and London

Mondays to Fridays

Operator Train ID Days of operation/Notes 1st Class/Reservations/Bus/Ferry Catering facilities	GW 1H02	GW 1L60	GW 2M09	GW 1A01	GW 1L01	GW 1A02	GW 1L03	GW 1L62	GW 1A04	GW 1L05	GW 1A06	GW 2G81 B	GW 1L06	GW 1L64	GW 1A07	GW 2M13	GW 1L08	GW 1A10	
Carmarthen (CMN)	d																		
Pembrey & Burry Port (PBY)	d																		
Llanelli (LLE)	7 d																		
Swansea (SWA)	d				0346		0459			0528			0558				0628		
Neath (NTH)	d				0358		0511			0540			0610				0640		
Port Talbot Parkway (PTA)	d				0405		0518			0547			0617				0647		
Bridgend (BGN)	d				0427		0531			0600			0630				0700		
Cardiff Central (CDF)	7 d				0507		0554			0623			0653				0723		
Newport (South Wales) (NWP)	d				0525		0607			0637			0706				0737		
Taunton (TAU)	d																		
Bridgwater (BWT)	d																		
Highbridge & Burnham (HIG)	d																		
Weston-super-Mare (WSM)	d										0620				0652				
Weston Milton (WNM)	d										0624				0656				
Worle (WOR)	d										0628				0700				
Yatton (YAT)	d										0634				0706				
Nailsea & Backwell (NLS)	d										0640				0712				
Bristol Temple Meads (BRI)	10 d	0453		0525		0547			0630		0700				0730			0750	
Bristol Parkway (BPW)	7 d	0503			0554e		0628			0659e			0729c				0802c		
Bath Spa (BTH)	7 d			0538		0602c			0643		0713				0743			0804	
Westbury (WSB)	d			0517								0705					0737		
Trowbridge (TRO)	d			0523								0711					0743		
Melksham (MKM)	d			0533								0721					0753		
Chippenham (CPM)	d			0543	0552		0615			0656		0726	0731			0756	0803		0816
Cheltenham Spa (CNM)	d		0456						0553					0648					
Gloucester (GCR)	7 d		0510						0610					0705					
Stonehouse (SHU)	d		0521						0622					0719					
Stroud (STD)	d		0526						0627					0724					
Kemble (KEM)	d		0542						0642					0740					
Swindon (SWI)	a	0525	0555	0559	0604	0616	0629	0651	0655	0708	0721	0738	0747	0751	0753	0808	0819	0824	0829
Swindon (SWI)	d	0528	0556		0606	0618	0630	0653	0658	0710	0723	0740		0753	0757	0809		0826	0830
Didcot Parkway (DID)	d	0546	0613			0636	0647		0715	0726				0814	0827				0847
Reading (RDG)	7 a	0558	0625		0631	0648	0659	0718	0728	0738	0749			0818	0826	0839			0859
London Paddington (PAD)	15 a	0626	0654		0659	0716	0729	0744	0759	0809	0816	0829		0844	0859	0908		0914	0930

NOTES (see introductory pages for explanation of train operator codes and standard symbols)

- a Arrival time
- d Departure time
- c Arrives 4 minutes earlier
- e Arrives 3 minutes earlier

B From Salisbury, see table 133

West Wales, Swansea, Cardiff, Weston-Super-Mare, Bristol, Bath, Cheltenham Spa and Swindon to Reading and London

Mondays to Fridays

Operator	GW	GW	GW	GW	GW	GW	GW	GW	GW	GW	GW	GW	GW	GW	GW	GW	GW	GW
Train ID	1A09	1L09	1L66 C	1A12	1L10	1L11	1A13	1L68	1A14	1L12 D	2M15	1A15	9L13	1L70	1A16	1L14	1A17	1L15
Days of operation/Notes	1	1	1	1	1	1	1	1	1	1	1	1	1	1	1	1	1	1
1st Class/Reservations/Bus/Ferry	1	1	1	1	1	1	1	1	1	1	1	1	1	1	1	1	1	1
Catering facilities	1	1	1	1	1	1	1	1	1	1	1	1	1	1	1	1	1	1
Carmarthen (CMN)	d									0725								
Pembrey & Burry Port (PBY)	d									0751								
Llanelli (LLE)	7 d									0758								
Swansea (SWA)	d	0657			0720	0743				0823						0923		
Neath (NTH)	d	0710			0732	0755				0835						0935		
Port Talbot Parkway (PTA)	d	0717			0739	0802				0842						0942		
Bridgend (BGN)	d	0730			0752	0815				0855						0955		
Cardiff Central (CDF)	7 d	0755			0817	0841				0918			0951			1018		1041
Newport (South Wales) (NWP)	d	0808			0830	0854				0931			1004			1033		1055
Taunton (TAU)	d	0655			0723													
Bridgwater (BWT)	d	0706			0734													
Highbridge & Burnham (HIG)	d	0713			0742													
Weston-super-Mare (WSM)	d	0724			0754													
Weston Milton (WNM)	d				0758													
Worle (WOR)	d	0730			0802													
Yatton (YAT)	d	0736			0808													
Nailsea & Backwell (NLS)	d	0742			0814													
Bristol Temple Meads (BRI)	10 d	0800			0830		0900		0930			1000			1030		1100	
Bristol Parkway (BPW)	7 d		0829			0856	0916			0956			1024			1056		1124f
Bath Spa (BTH)	7 d	0813			0843		0913		0943			1013			1043		1113	
Westbury (WSB)	d										0946							
Trowbridge (TRO)	d										0952							
Melksham (MKM)	d										1002							
Chippenham (CPM)	d	0826			0856		0928c		0956		1014e	1026			1056		1126	
Cheltenham Spa (CNM)	d			0758				0859						0959				
Gloucester (GCR)	7 d			0813				0913						1014				
Stonehouse (SHU)	d			0825				0924						1026				
Stroud (STD)	d			0830				0928						1030				
Kemble (KEM)	d			0846				0943						1045				
Swindon (SWI)	a	0852	0859	0909	0919	0939	0942	0956	1009	1019	1034	1038	1047	1058	1109	1119	1138	1147
Swindon (SWI)	d	0853	0902	0910	0920	0940	0945	0958	1010	1021		1040	1048	1100	1111	1121	1140	1149
Didcot Parkway (DID)	d		0919	0927			1002	1016	1027			1057	1105	1116	1128		1157	
Reading (RDG)	7 a	0919	0932	0939	0945	1006	1014	1028	1040	1045		1109	1118	1129	1140	1145	1209	1214
London Paddington (PAD)	e 15 a	0928	0944	1000	1006	1014	1034	1042	1059	1108	1112	1136	1144	1159	1208	1212	1238	1240

NOTES (see introductory pages for explanation of train operator codes and standard symbols)

- a Arrival time
- d Departure time
- c Arrives 4 minutes earlier
- e Arrives 3 minutes earlier
- f Arrives 9 minutes earlier

- C From Worcester Shrub Hill, see table 132
- D Also calls at Ferryside 0737 and Kidwelly 0744

West Wales, Swansea, Cardiff, Weston-Super-Mare, Bristol, Bath, Cheltenham Spa and Swindon to Reading and London

Mondays to Fridays

Operator Train ID 1st Class/Reservations/Bus/Ferry Catering facilities	GW 1L72	GW 1A18	GW 1L16	GW 1A19	GW 1L17	GW 1L74	GW 2M17	GW 1A20	GW 1L18	GW 1A21	GW 1L19	GW 1L76	GW 1A22	GW 1L20	GW 1A23	GW 1L21	GW 1L78	GW 2M19	
	⌘	⌘	⌘	⌘	⌘	⌘		⌘	⌘	⌘	⌘	⌘	⌘	⌘	⌘	⌘	⌘		
Carmarthen (CMN)	d																		
Pembrey & Burry Port (PBY)	d																		
Llanelli (LLE)	7 d																		
Swansea (SWA)	d		1023						1123					1223					
Neath (NTH)	d		1035						1135					1235					
Port Talbot Parkway (PTA)	d		1042						1142					1242					
Bridgend (BGN)	d		1055						1155					1255					
Cardiff Central (CDF)	7 d		1118		1150				1218		1254			1318		1353			
Newport (South Wales) (NWP)	d		1131		1203				1231		1307			1331		1406			
Taunton (TAU)	d																		
Bridgwater (BWT)	d																		
Highbridge & Burnham (HIG)	d																		
Weston-super-Mare (WSM)	d																		
Weston Milton (WNM)	d																		
Worle (WOR)	d																		
Yatton (YAT)	d																		
Nailsea & Backwell (NLS)	d																		
Bristol Temple Meads (BRI)	10 d		1130		1200			1230		1300			1330		1400				
Bristol Parkway (BPW)	7 d			1156c		1225			1255		1328			1356e		1427			
Bath Spa (BTH)	7 d		1143		1213			1243		1313			1343		1413				
Westbury (WSB)	d							1217										1416	
Trowbridge (TRO)	d							1223										1422	
Melksham (MKM)	d							1233										1432	
Chippenham (CPM)	d		1156		1226			1243	1256		1326			1356		1426		1442	
Cheltenham Spa (CNM)	d	1059				1159						1259						1359	
Gloucester (GCR)	7 d	1113				1214						1314						1414	
Stonehouse (SHU)	d	1125				1226						1326						1426	
Stroud (STD)	d	1130				1231						1330						1430	
Kemble (KEM)	d	1145				1246						1346						1446	
Swindon (SWI)	a	1158	1208	1218	1238	1247	1259	1259	1309	1318	1338	1350	1359	1408	1419	1439	1449	1459	1501
Swindon (SWI)	d	1159	1211	1220	1240	1249	1301		1310	1320	1340	1352	1400	1410	1420	1441	1451	1500	
Didcot Parkway (DID)	d	1217	1228		1257		1317		1327		1357		1417	1428		1457		1517	
Reading (RDG)	7 a	1229	1240	1245	1309	1314	1330		1339	1345	1409	1416	1429	1440	1445	1509	1515	1530	
London Paddington (PAD)	15 a	1259	1306	1312	1337	1341	1359		1405	1414	1436	1444	1459	1508	1512	1536	1541	1557	

NOTES (see introductory pages for explanation of train operator codes and standard symbols)

- a Arrival time
- d Departure time
- c Arrives 4 minutes earlier
- e Arrives 3 minutes earlier
- █ Pullman restaurant car service is available when boarding at highlighted times

West Wales, Swansea, Cardiff, Weston-Super-Mare, Bristol, Bath, Cheltenham Spa and Swindon to Reading and London

Mondays to Fridays

Operator Train ID Days of operation/Notes 1st Class/Reservations/Bus/Ferry Catering facilities	GW	GW	GW	GW	GW	GW	GW	GW	GW	GW	GW	GW	GW	GW	GW	GW	GW	GW	
	1A24	1L22	1A25	1L23	1L80	1A26	1L24	1A27	1L25	1L82	2M21	1A28	1L26	1A29	1L27	1L84	1A30 F	1L28	
	013	013	013	013	013	013	013	013	013	013		013	013	013	013	013	013	013	
	♣	♣	♣	♣	♣	♣	♣	♣	♣	♣		♣	♣	♣	♣	♣	♣	♣	
Carmarthen (CMN)	d																		
Pembrey & Burry Port (PBY)	d																		
Llanelli (LLE)	7 d																		
Swansea (SWA)	d	1323					1423						1523					1623	
Neath (NTH)	d	1335					1435						1535					1635	
Port Talbot Parkway (PTA)	d	1342					1442						1542					1642	
Bridgend (BGN)	d	1355					1455						1555					1655	
Cardiff Central (CDF)	7 d	1418		1454			1518		1554				1618		1654			1720	
Newport (South Wales) (NWP)	d	1431		1507			1531		1607				1630		1707			1735	
Taunton (TAU)	d																		
Bridgwater (BWT)	d																		
Highbridge & Burnham (HIG)	d																		
Weston-super-Mare (WSM)	d																		
Weston Milton (WNM)	d																		
Worle (WOR)	d																		
Yatton (YAT)	d																		
Nailsea & Backwell (NLS)	d																		
Bristol Temple Meads (BRI)	10 d	1430		1500			1530		1600				1630		1700			1729	
Bristol Parkway (BPW)	7 d		1451		1527			1556		1627				1653e		1729		1756	
Bath Spa (BTH)	7 d	1443		1513			1543		1614				1643		1713			1745	
Westbury (WSB)	d											1625							
Trowbridge (TRO)	d											1631							
Melksham (MKM)	d											1641							
Chippenham (CPM)	d	1456		1526			1556		1626			1651	1657		1726			1757	
Cheltenham Spa (CNM)	d				1459							1559					1659		
Gloucester (GCR)	7 d				1513							1613					1714		
Stonehouse (SHU)	d				1526							1625					1726		
Stroud (STD)	d				1530							1630					1730		
Kemble (KEM)	d				1546							1645					1746		
Swindon (SWI)	a	1509	1516	1538	1550	1559	1609	1618	1639	1650	1658	1708	1712	1717	1739	1751	1759	1810	1819
Swindon (SWI)	d	1510	1517	1540	1551	1600	1610	1620	1640	1651	1701		1713	1719	1741	1753	1801	1811	1820
Didcot Parkway (DID)	d	1527		1557		1617	1627		1657		1717			1735	1757		1818	1828	
Reading (RDG)	7 a	1539	1544	1609	1616	1629	1639	1645	1709	1717	1729		1738	1747	1809	1817	1830	1840	1847
London Paddington (PAD)	e 15 a	1607	1609	1639	1641	1659	1706	1714	1740	1744	1759		1805	1814	1840	1844	1901	1909	1914

NOTES (see introductory pages for explanation of train operator codes and standard symbols)

- a Arrival time
- d Departure time
- e Arrives 3 minutes earlier
- F Also calls at Keynsham 1736

West Wales, Swansea, Cardiff, Weston-Super-Mare, Bristol, Bath, Cheltenham Spa and Swindon to Reading and London

Mondays to Fridays

Operator Train ID Days of operation/Notes 1st Class/Reservations/Bus/Ferry Catering facilities	GW 2009 G	GW 1A31	GW 1L29	GW 1L86	GW 1A32	GW 1L30	GW 2M23	GW 1A33	GW 1L88	GW 1L32	GW 1A35	GW 2G91	GW 1L90	GW 1L34	GW 1A37 H	GW 1L92	GW 1L36	GW 1A39 A	
		013 A	013 A	013 A	013 A	013 A		013 A	013 A	013 A	013 A		013 A	013 A	013 A	013 A	013 A	013 A	
Carmarthen (CMN)	d																		
Pembrey & Burry Port (PBY)	d																		
Llanelli (LLE)	7 d																		
Swansea (SWA)	d					1723				1823				1923			2023		
Neath (NTH)	d					1735				1835				1935			2035		
Port Talbot Parkway (PTA)	d					1742				1842				1942			2042		
Bridgend (BGN)	d					1756				1855				1955			2055		
Cardiff Central (CDF)	7 d		1754			1818				1918				2021			2120		
Newport (South Wales) (NWP)	d		1807			1831				1931				2034			2133		
Taunton (TAU)	d														2003			2117	
Bridgwater (BWT)	d														2014				
Highbridge & Burnham (HIG)	d																		
Weston-super-Mare (WSM)	d	1728						1829							2029				
Weston Milton (WNM)	d																		
Worle (WOR)	d	1734						1835							2035				
Yatton (YAT)	d	1740						1841							2041				
Nailsea & Backwell (NLS)	d	1746						1847							2047				
Bristol Temple Meads (BRI)	10 d	1800			1830			1900			2000				2100			2200	
Bristol Parkway (BPW)	7 d		1828			1853				1955				2055			2154		
Bath Spa (BTH)	7 d	1813			1843			1913			2013				2113			2213	
Westbury (WSB)	d						1834					2006							
Trowbridge (TRO)	d						1840					2012							
Melksham (MKM)	d						1850					2022							
Chippenham (CPM)	d	1826			1856		1904e	1926			2026	2032			2125			2227	
Cheltenham Spa (CNM)	d			1759					1859				1959				2059		
Gloucester (GCR)	7 d	1750		1814					1916				2017				2117		
Stonehouse (SHU)	d	1802		1826					1927				2029				2128		
Stroud (STD)	d	1807		1831					1932				2034				2133		
Kemble (KEM)	d	1820		1846					1948				2050				2148		
Swindon (SWI)	a	1834	1838	1850	1859	1909	1917	1921	1938	2001	2018	2038	2050	2103	2117	2138	2201	2217	2239
Swindon (SWI)	d		1840	1851	1902	1910	1917		1940	2003	2020	2040		2104	2119	2139	2203	2219	2241
Didcot Parkway (DID)	d		1858		1919	1927	1934		1958	2020		2057		2121		2156	2220		2259
Reading (RDG)	7 a		1910	1916	1931	1939	1946		2010	2032	2044	2109		2133	2144	2208	2232	2243	2310
London Paddington (PAD)	15 a		1939	1944	1959	2008	2015		2037	2101	2110	2134		2207	2209g	2236	2304	2309	2356

NOTES (see introductory pages for explanation of train operator codes and standard symbols)

- a Arrival time
- d Departure time
- e Arrives 3 minutes earlier
- g On Fridays arrives 2214

- A From Penzance, see table 135
- G To Salisbury, see table 133
- H From Exeter St Davids, see table 135

West Wales, Swansea, Cardiff, Weston-Super-Mare, Bristol, Bath, Cheltenham Spa and Swindon to Reading and London

Mondays to Fridays

	Operator	GW	GW
1st Class/Reservations/Bus/Ferry Catering facilities	Train ID	1L38	2B92
		113	3
		3	
Carmarthen (CMN)	d		
Pembrey & Burry Port (PBY)	d		
Llanelli (LLE)	7 d		
Swansea (SWA)	d	2123	
Neath (NTH)	d	2135	
Port Talbot Parkway (PTA)	d	2142	
Bridgend (BGN)	d	2155	
Cardiff Central (CDF)	7 d	2218	
Newport (South Wales) (NWP)	d	2233	
Taunton (TAU)	d		
Bridgwater (BWT)	d		
Highbridge & Burnham (HIG)	d		
Weston-super-Mare (WSM)	d		
Weston Milton (WNM)	d		
Worle (WOR)	d		
Yatton (YAT)	d		
Nailsea & Backwell (NLS)	d		
Bristol Temple Meads (BRI)	10 d		
Bristol Parkway (BPW)	7 d	2302h	
Bath Spa (BTH)	7 d		
Westbury (WSB)	d		
Trowbridge (TRO)	d		
Melksham (MKM)	d		
Chippenham (CPM)	d		
Cheltenham Spa (CNM)	d		2216
Gloucester (GCR)	7 d		2228
Stonehouse (SHU)	d		2239
Stroud (STD)	d		2244
Kemble (KEM)	d		2258
Swindon (SWI)	a		2312
Swindon (SWI)	d		
Didcot Parkway (DID)	d		
Reading (RDG)	7 a		
London Paddington (PAD)	15 a		

NOTES (see introductory pages for explanation of train operator codes and standard symbols)

- a Arrival time
- d Departure time
- h Arrival time. On Fridays arrives 2255

West Wales, Swansea, Cardiff, Weston-Super-Mare, Bristol, Bath, Cheltenham Spa and Swindon to Reading and London

Saturdays

Operator Train ID 1st Class/Reservations/Bus/Ferry Catering facilities	GW 1A01 ⌘	GW 1L01 ⌘	GW 1A03 ⌘	GW 2B62 ⌘	GW 9A63 ⌘	GW 1A04 ⌘	GW 1L04 ⌘	GW 1A06 ⌘	GW 1L05 ⌘	GW 1L64 ⌘	GW 1A07 ⌘	GW 1L08 ⌘	GW 2M11 ⌘	GW 1A10 ⌘	GW 1L09 ⌘	GW 1L66 ⌘	GW 1A12 ⌘	GW 1L10 ⌘	
Carmarthen (CMN)	d																		
Pembrey & Burry Port (PBY)	d																		
Llanelli (LLE)	7 d																		
Swansea (SWA)	d		0356				0525		0552			0623			0644			0723	
Neath (NTH)	d		0408				0537		0604			0635			0655			0735	
Port Talbot Parkway (PTA)	d		0415				0544		0611			0642			0703			0745	
Bridgend (BGN)	d		0428				0557		0624			0655			0716			0759	
Cardiff Central (CDF)	7 d		0514				0620		0647			0718			0741			0822	
Newport (South Wales) (NWP)	d		0526				0633		0700			0732			0755			0835	
Taunton (TAU)	d													0657					
Bridgwater (BWT)	d													0707					
Highbridge & Burnham (HIG)	d													0715					
Weston-super-Mare (WSM)	d							0620						0727					
Weston Milton (WNM)	d																		
Worle (WOR)	d							0626						0733					
Yatton (YAT)	d							0632						0739					
Nailsea & Backwell (NLS)	d							0638						0745					
Bristol Temple Meads (BRI)	10 d	0530		0600			0630		0700			0730			0800			0830	
Bristol Parkway (BPW)	7 d		0555					0656c		0721			0757c			0821		0856	
Bath Spa (BTH)	7 d	0543		0613			0643		0713			0744			0813			0843	
Westbury (WSB)	d													0744					
Trowbridge (TRO)	d													0750					
Melksham (MKM)	d													0800					
Chippenham (CPM)	d	0556		0626			0656		0726			0757		0810	0826			0856	
Cheltenham Spa (CNM)	d				0548						0649						0758		
Gloucester (GCR)	7 d				0607						0711						0814		
Stonehouse (SHU)	d				0619						0725						0828		
Stroud (STD)	d				0624						0731						0833		
Kemble (KEM)	d				0639						0746						0849		
Swindon (SWI)	a	0608	0617	0638	0653		0708	0718	0738	0744	0759	0810	0819	0826	0839	0843	0902	0910	0918
Swindon (SWI)	d	0611	0619	0641		0700	0711	0720	0741	0747	0801	0811	0821		0841	0846	0903	0912	0921
Didcot Parkway (DID)	d	0628	0635	0658		0719	0727		0756	0803	0817	0827			0857	0903	0919	0927	
Reading (RDG)	7 a	0641	0648	0711		0733	0740	0745	0810	0816	0830	0841	0846		0910	0916	0933	0941	0946
London Paddington (PAD)	15 a	0707	0714	0737		0758	0806	0812	0839	0844	0859	0906	0912		0936	0942	0959	1006	1012

NOTES (see introductory pages for explanation of train operator codes and standard symbols)

- a Arrival time
- d Departure time
- c Arrives 3 minutes earlier

West Wales, Swansea, Cardiff, Weston-Super-Mare, Bristol, Bath, Cheltenham Spa and Swindon to Reading and London

Saturdays

Operator Train ID Days of operation/Notes 1st Class/Reservations/Bus/Ferry Catering facilities	GW 2M13	GW 1A13 B B B	GW 1L11 B B B	GW 1L68 B B B	GW 1A14 B B B	GW 1L12 C C C	GW 1A15 B B B	GW 9L13 B B B	GW 2M15	GW 1L70 B B B	GW 1A16 B B B	GW 1L14 B B B	GW 1A17 B B B	GW 1L72 B B B	GW 1A18 B B B	GW 1L16 B B B	GW 1A19 B B B	GW 2M17	
Carmarthen (CMN)	d					0724													
Pembrey & Burry Port (PBY)	d					0750													
Llanelli (LLE)	7 d					0757													
Swansea (SWA)	d		0741			0822						0923					1022		
Neath (NTH)	d		0753			0834						0935					1034		
Port Talbot Parkway (PTA)	d		0801			0841						0943					1042		
Bridgend (BGN)	d		0815			0854						0956					1055		
Cardiff Central (CDF)	7 d		0841			0918						1019					1118		
Newport (South Wales) (NWP)	d		0855			0934						1032					1133		
Taunton (TAU)	d		0758																
Bridgwater (BWT)	d		0808																
Highbridge & Burnham (HIG)	d		0815																
Weston-super-Mare (WSM)	d		0827																
Weston Milton (WNM)	d																		
Worle (WOR)	d		0833																
Yatton (YAT)	d		0839																
Nailsea & Backwell (NLS)	d		0845																
Bristol Temple Meads (BRI)	10 d		0900		0930	0957	1000				1030	1057c	1100		1130	1157c	1200		
Bristol Parkway (BPW)	7 d			0919e				1024											
Bath Spa (BTH)	7 d		0913		0944		1014				1043		1113		1143		1213		
Westbury (WSB)	d	0834							1007									1205	
Trowbridge (TRO)	d	0840							1013									1211	
Melksham (MKM)	d	0850							1023									1221	
Chippenham (CPM)	d	0905	0926		0957		1027		1038		1056		1126		1156		1226	1237	
Cheltenham Spa (CNM)	d			0859						0959				1059					
Gloucester (GCR)	7 d			0914						1017				1116					
Stonehouse (SHU)	d			0928						1029				1129					
Stroud (STD)	d			0933						1034				1134					
Kemble (KEM)	d			0948						1050				1150					
Swindon (SWI)	a	0923	0938	0943	1001	1009	1019	1039	1048	1054	1103	1109	1119	1138	1203	1208	1219	1238	1255
Swindon (SWI)	d		0941	0947	1003	1011	1021	1041	1049		1104	1111	1121	1141	1204	1211	1221	1241	
Didcot Parkway (DID)	d		0956	1004	1019	1026		1056	1107		1121	1126		1156	1221	1226		1256	
Reading (RDG)	7 a		1010	1017	1032	1040	1046	1110	1121		1134	1140	1146	1210	1234	1240	1246	1310	
London Paddington (PAD)	15 a		1036	1041	1059	1108	1111	1137	1152		1159	1207	1211	1237	1259	1306	1311	1337	

NOTES (see introductory pages for explanation of train operator codes and standard symbols)

- a Arrival time
- d Departure time
- c Arrives 3 minutes earlier
- e Arrives 5 minutes earlier

- B From Exeter St Davids, see table 135
- C Also calls at Ferryside 0736 and Kidwelly 0743

West Wales, Swansea, Cardiff, Weston-Super-Mare, Bristol, Bath, Cheltenham Spa and Swindon to Reading and London

Saturdays

Operator Train ID Days of operation/Notes 1st Class/Reservations/Bus/Ferry Catering facilities	GW 1L74	GW 1A20	GW 1L18	GW 1A21	GW 1L76	GW 1A22	GW 1L20 D	GW 1L20 E	GW 1A23	GW 2M19	GW 1L78	GW 1A24	GW 1L22	GW 1A25	GW 9L23	GW 2M20	GW 2B80	GW 1A26	
	013	013	013	013	013	013	013	013	013		013	013	013	013	013		013	013	
	♣	♣	♣	♣	♣	♣	♣	♣	♣		♣	♣	♣	♣	♣		♣	♣	
Carmarthen (CMN)	d						1128												
Pembrey & Burry Port (PBY)	d						1148												
Llanelli (LLE)	7 d						1156												
Swansea (SWA)	d		1124				1222	1222					1324						
Neath (NTH)	d		1136				1234	1234					1336						
Port Talbot Parkway (PTA)	d		1144				1242	1242					1344						
Bridgend (BGN)	d		1157				1255	1255					1356						
Cardiff Central (CDF)	7 d		1221				1318	1318					1421		1441				
Newport (South Wales) (NWP)	d		1234				1332	1332					1434		1455				
Taunton (TAU)	d	1132																	
Bridgwater (BWT)	d	1143																	
Highbridge & Burnham (HIG)	d	1150																	
Weston-super-Mare (WSM)	d	1202				1302						1402						1501	
Weston Milton (WNM)	d																		
Worle (WOR)	d																		
Yatton (YAT)	d	1213																1512	
Nailsea & Backwell (NLS)	d																		
Bristol Temple Meads (BRI)	10 d	1230		1300		1330			1400			1430	1500					1530	
Bristol Parkway (BPW)	7 d		1257c				1357c	1357c					1457c		1518				
Bath Spa (BTH)	7 d	1243		1313		1343			1413			1443	1513					1543	
Westbury (WSB)	d									1405						1505			
Trowbridge (TRO)	d									1411						1511			
Melksham (MKM)	d									1423						1521			
Chippenham (CPM)	d	1256		1326		1356			1426	1438		1456		1526		1532		1556	
Cheltenham Spa (CNM)	d	1159				1259						1359						1459	
Gloucester (GCR)	7 d	1215				1316						1415						1515	
Stonehouse (SHU)	d	1228				1328						1428						1528	
Stroud (STD)	d	1234				1334						1434						1534	
Kemble (KEM)	d	1249				1349						1449						1549	
Swindon (SWI)	a	1302	1309	1319	1339	1402	1408	1419	1419	1438	1454	1502	1509	1519	1538	1544	1549	1602	1608
Swindon (SWI)	d	1304	1311	1321	1341	1404	1411	1421	1421	1441		1504	1511	1521	1541	1546		1611	
Didcot Parkway (DID)	d	1320	1326		1356	1420	1426			1456		1520	1526		1556	1605		1626	
Reading (RDG)	7 a	1333	1340	1346	1410	1433	1440	1446	1446	1510		1533	1540	1547	1610	1619		1640	
London Paddington (PAD)	15 a	1359	1407	1411	1437	1459	1507	1512	1512	1537		1559	1608	1613	1635	1644		1707	

NOTES (see introductory pages for explanation of train operator codes and standard symbols)

- a Arrival time
- d Departure time
- c Arrives 3 minutes earlier
- D Runs until 10 September
- E Runs from 17 September

West Wales, Swansea, Cardiff, Weston-Super-Mare, Bristol, Bath, Cheltenham Spa and Swindon to Reading and London

Saturdays

Operator Train ID Days of operation/Notes 1st Class/Reservations/Bus/Ferry Catering facilities	GW 1L24	GW 1A27	GW 1L82	GW 1A28	GW 1L26	GW 2M21 F	GW 1A29	GW 9L27	GW 1L84	GW 1A30	GW 1L28	GW 1A31	GW 2B86	GW 1A32	GW 1L30 D	GW 1L30 E	GW 2M23	GW 1A33
	113	113	113	113	113		113	113	113	113	113	113	113	113	113	113		113
Carmarthen (CMN)	d														1635			
Pembrey & Burry Port (PBY)	d														1655			
Llanelli (LLE)	7 d														1703			
Swansea (SWA)	d	1423			1526						1622				1726	1726		
Neath (NTH)	d	1435			1538						1634				1738	1738		
Port Talbot Parkway (PTA)	d	1443			1546						1642				1747	1747		
Bridgend (BGN)	d	1455			1558						1655				1800	1800		
Cardiff Central (CDF)	7 d	1518			1623						1718				1822	1822		
Newport (South Wales) (NWP)	d	1532			1636						1731				1835	1835		
Taunton (TAU)	d																	
Bridgwater (BWT)	d																	
Highbridge & Burnham (HIG)	d																	
Weston-super-Mare (WSM)	d			1602						1702				1802				
Weston Milton (WNM)	d																	
Worle (WOR)	d																	
Yatton (YAT)	d																	
Nailsea & Backwell (NLS)	d																	
Bristol Temple Meads (BRI)	10 d		1600		1630		1700			1730		1800		1830				1900
Bristol Parkway (BPW)	7 d	1557c			1657			1724			1757f				1857c	1857c		
Bath Spa (BTH)	7 d		1613		1643		1713			1743		1813		1843				1913
Westbury (WSB)	d					1636												1835
Trowbridge (TRO)	d					1642												1841
Melksham (MKM)	d					1652												1851
Chippenham (CPM)	d		1626		1656		1708	1726			1756		1826		1856			1905 1926
Cheltenham Spa (CNM)	d			1559						1659				1759				
Gloucester (GCR)	7 d			1616						1717				1816				
Stonehouse (SHU)	d			1629						1729				1829				
Stroud (STD)	d			1634						1734				1834				
Kemble (KEM)	d			1649						1749				1849				
Swindon (SWI)	a	1619	1639	1702	1708	1720	1725	1738	1748	1802	1808	1819	1838	1902	1908	1919	1919	1925 1939
Swindon (SWI)	d	1621	1641	1704	1711	1721		1741	1749	1804	1811	1821	1841		1911	1921	1921	1941
Didcot Parkway (DID)	d		1656	1720	1726			1756	1807	1820	1826		1856		1926			1956
Reading (RDG)	7 a	1646	1710	1733	1740	1747		1810	1821	1833	1840	1846	1910		1940	1946	1946	2010
London Paddington (PAD)	15 a	1712	1737	1759	1807	1811		1837	1852	1859	1906	1913	1937		2007	2011	2011	2035

NOTES (see introductory pages for explanation of train operator codes and standard symbols)

- a Arrival time
- d Departure time
- c Arrives 3 minutes earlier
- f Arrives 4 minutes earlier

- D Runs until 10 September
- E Runs from 17 September
- F From Warminster, see table 133

West Wales, Swansea, Cardiff, Weston-Super-Mare, Bristol, Bath, Cheltenham Spa and Swindon to Reading and London

Saturdays

Operator	GW	GW	GW	GW	GW	GW	GW	GW	GW	GW	GW	GW	GW	GW	GW
Train ID	1L88	1A34	1L32	1A35	1L90	1L34	1A37	2V43	1L92	1L36	2B98	1A39	1A40	1T42	
Days of operation/Notes		G						H				A	J		
1st Class/Reservations/Bus/Ferry	11	11	11	11	11	11	11		11	11		11	11	11	
Catering facilities	☞	☞	☞	☞	☞	☞	☞		☞	☞		☞	☞	☞	
Carmarthen (CMN)	d														
Pembrey & Burry Port (PBY)	d														
Llanelli (LLE)	7 d														
Swansea (SWA)	d		1822			1926				2022					
Neath (NTH)	d		1834			1938				2034					
Port Talbot Parkway (PTA)	d		1842			1946				2042					
Bridgend (BGN)	d		1855			1959				2055					
Cardiff Central (CDF)	7 d		1919			2022				2118					
Newport (South Wales) (NWP)	d		1932			2035				2131					
Taunton (TAU)	d		1830				1958					2119	2140		
Bridgwater (BWT)	d		1840				2009						2151		
Highbridge & Burnham (HIG)	d		1848				2016						2158		
Weston-super-Mare (WSM)	d		1902				2029						2210		
Weston Milton (WNM)	d												2216		
Worle (WOR)	d												2222		
Yatton (YAT)	d		1913				2039						2228		
Nailsea & Backwell (NLS)	d						2045						2228		
Bristol Temple Meads (BRI)	10 d		1930	2000			2100					2200	2240	2330	
Bristol Parkway (BPW)	7 d			1957c		2056				2152					
Bath Spa (BTH)	7 d		1943	2013			2113					2213	2254	2344	
Westbury (WSB)	d							2117							
Trowbridge (TRO)	d							2123							
Melksham (MKM)	d							2133							
Chippenham (CPM)	d		1956	2026			2126	2143				2227	2308	0003s	
Cheltenham Spa (CNM)	d	1859				2002			2101		2132				
Gloucester (GCR)	7 d	1916				2016			2118		2145				
Stonehouse (SHU)	d	1928				2029			2131		2157				
Stroud (STD)	d	1933				2034			2136		2202				
Kemble (KEM)	d	1949				2049			2151		2215				
Swindon (SWI)	a	2002	2008	2019	2038	2102	2118	2138	2159	2204	2214	2230	2239	2320	0024
Swindon (SWI)	d	2004	2011	2021	2041	2104	2120	2140		2206		2241	2322		
Didcot Parkway (DID)	d	2020	2026		2056	2120	2136	2156		2223		2257	2339		
Reading (RDG)	7 a	2033	2040	2046	2110	2133	2149	2209		2236		2311	2352		
London Paddington (PAD)	15 a	2059	2106	2111	2137	2200	2216	2239		2305		2342	0037g		

NOTES (see introductory pages for explanation of train operator codes and standard symbols)

- a Arrival time
- d Departure time
- s Stops to set down only
- c Arrives 3 minutes earlier
- g From 17 September arrives 0032

- A From Penzance, see table 135
- G Runs until 10 September. From Paignton, see table 135
- H Runs until 10 September. From Weymouth, see table 133
- J Also calls at Slough 0011

West Wales, Swansea, Cardiff, Weston-Super-Mare, Bristol, Bath, Cheltenham Spa and Swindon to Reading and London

Sundays

Operator Train ID Days of operation/Notes 1st Class/Reservations/Bus/Ferry Catering facilities	GW 9A07	GW 1L32 A	GW 1L32 B	GW 1L32 C	GW 2M05 D	GW 1A09	GW 1A10	GW 2B38	GW 1L34	GW 1L40	GW 2B44	GW 1A12	GW 1L42	GW 1L46	GW 2M07	GW 1A14	GW 1L50	GW 1L51	
Carmarthen (CMN)	d																		
Pembrey & Burry Port (PBY)	d																		
Llanelli (LLE)	7 d																		
Swansea (SWA)	d								0755				0837	0923				1022	
Neath (NTH)	d								0807				0849	0935				1035	
Port Talbot Parkway (PTA)	d								0814				0856	0942				1042	
Bridgend (BGN)	d								0827				0909	0955				1055	
Cardiff Central (CDF)	7 d								0850				0935	1020				1120	
Newport (South Wales) (NWP)	d								0908				0953	1033				1133	
Taunton (TAU)	d																		
Bridgwater (BWT)	d																		
Highbridge & Burnham (HIG)	d																		
Weston-super-Mare (WSM)	d						0829												
Weston Milton (WNM)	d																		
Worle (WOR)	d						0835												
Yatton (YAT)	d						0841												
Nailsea & Backwell (NLS)	d						0847												
Bristol Temple Meads (BRI)	10 d					0830	0900					1000				1100			
Bristol Parkway (BPW)	7 d		0834	0835	0835				0934	1003			1021	1055				1155c	
Bath Spa (BTH)	7 d					0843	0913					1013				1113			
Westbury (WSB)	d				0820										1044				
Trowbridge (TRO)	d				0826										1049				
Melksham (MKM)	d				0836										1100				
Chippenham (CPM)	d				0846	0855	0926					1026			1111	1126			
Cheltenham Spa (CNM)	d										0939							1054	
Gloucester (GCR)	7 d							0910			0952							1115	
Stonehouse (SHU)	d							0922			1004							1126	
Stroud (STD)	d							0927			1009							1132	
Kemble (KEM)	d							0941			1022							1147	
Swindon (SWI)	a		0857	0857	0857	0903	0908	0938	0955	0958	1026	1036	1038	1043	1117	1128	1138	1201	1218
Swindon (SWI)	d	0838	0859	0859	0859		0909	0940		1000	1027		1040	1045	1118		1140	1201	1219
Didcot Parkway (DID)	d	0855	0914	0914	0914		0926	0956					1101			1156	1219		
Reading (RDG)	7 a	0910	0928	0928	0929		0939	1009		1025	1053		1105	1114	1144		1209	1231	1245
London Paddington (PAD)	15 a	0936	0955	0955	0955		1007	1036		1052	1120		1136	1139	1208		1235	1259	1309

NOTES (see introductory pages for explanation of train operator codes and standard symbols)

- a Arrival time
- d Departure time
- c Arrives 3 minutes earlier
- A Runs from 18 September to 23 October
- B Runs until 11 September
- C Runs from 30 October
- D From Warminster, see table 133

West Wales, Swansea, Cardiff, Weston-Super-Mare, Bristol, Bath, Cheltenham Spa and Swindon to Reading and London

Sundays

Operator	GW	GW	GW	GW	GW	GW	GW	GW	GW	GW	GW	GW	GW	GW	GW	GW	GW	GW	
Train ID	1A16	9L52	2B07	1A17	1L54	2V79	2V79	1A18	2B08	1L60	1A20	2B09	1A21	1L64	2M11	1A22	1L66	1A23	
Days of operation/Notes	1	1	1	1	1	E	F	1	1	1	1	1	1	1	G	1	1	1	
1st Class/Reservations/Bus/Ferry	1	1	1	1	1	1	1	1	1	1	1	1	1	1	1	1	1	1	
Catering facilities	1	1	1	1	1	1	1	1	1	1	1	1	1	1	1	1	1	1	
Carmarthen (CMN)	d									1127									
Pembrey & Burry Port (PBY)	d									1147									
Llanelli (LLE)	7 d									1154									
Swansea (SWA)	d				1123					1223				1323					
Neath (NTH)	d				1135					1235				1335					
Port Talbot Parkway (PTA)	d				1142					1242				1342					
Bridgend (BGN)	d				1155					1255				1357					
Cardiff Central (CDF)	7 d				1220					1320				1420					
Newport (South Wales) (NWP)	d				1233					1334				1433					
Taunton (TAU)	d																		
Bridgwater (BWT)	d																		
Highbridge & Burnham (HIG)	d																		
Weston-super-Mare (WSM)	d	1131									1328								
Weston Milton (WNM)	d																		
Worle (WOR)	d	1137									1334								
Yatton (YAT)	d	1142									1340								
Nailsea & Backwell (NLS)	d	1148									1346								
Bristol Temple Meads (BRI)	10 d	1200		1230				1300			1400		1430			1500		1530	
Bristol Parkway (BPW)	7 d		1224		1255					1355				1455					
Bath Spa (BTH)	7 d	1213		1243				1313			1413		1443			1513		1544	
Westbury (WSB)	d					1245	1248								1452				
Trowbridge (TRO)	d					1252	1255								1458				
Melksham (MKM)	d					1301	1306								1508				
Chippenham (CPM)	d	1226		1256		1311	1316	1326			1426		1456		1518	1526		1558	
Cheltenham Spa (CNM)	d			1155					1301				1401					1501	
Gloucester (GCR)	7 d			1217					1317				1419					1516	
Stonehouse (SHU)	d			1230					1329				1431					1529	
Stroud (STD)	d			1235					1335				1436					1534	
Kemble (KEM)	d			1250					1349				1451					1549	
Swindon (SWI)	a	1240	1248	1303	1308	1317	1329	1332	1338	1403	1417	1438	1504	1508	1518	1534	1538	1602	1614
Swindon (SWI)	d	1240	1249		1310	1319			1340		1419	1440		1511	1520		1540	1602	
Didcot Parkway (DID)	d	1256	1307		1327				1356			1456		1527			1556	1620	
Reading (RDG)	7 a	1310	1321		1340	1344			1409		1444	1509		1540	1546		1609	1632	
London Paddington (PAD)	15 a	1336	1350		1406	1409			1435		1509	1536		1609	1614		1636	1659	

NOTES (see introductory pages for explanation of train operator codes and standard symbols)

- a Arrival time
d Departure time

- E Runs until 23 October. From Weymouth, see table 133
F Runs from 30 October. From Weymouth, see table 133
G From Frome, see table 133

West Wales, Swansea, Cardiff, Weston-Super-Mare, Bristol, Bath, Cheltenham Spa and Swindon to Reading and London

Sundays

Operator Train ID Days of operation/Notes 1st Class/Reservations/Bus/Ferry Catering facilities	GW 1L68	GW 1A24	GW 2B11	GW 1A25	GW 1L74 H	GW 2M13 G	GW 1A26 J	GW 9L76	GW 1L78	GW 1A27	GW 1L82	GW 1A28	GW 2B13	GW 2M15 G	GW 1L90 K	GW 1A30 L	GW 2B14	GW 1L92	
Carmarthen (CMN)	d				1417										1623				
Pembrey & Burry Port (PBY)	d				1444										1650				
Llanelli (LLE)	7 d				1451										1657				
Swansea (SWA)	d	1422			1523						1624				1724			1824	
Neath (NTH)	d	1434			1535						1636				1736			1836	
Port Talbot Parkway (PTA)	d	1441			1542						1643				1743			1842	
Bridgend (BGN)	d	1454			1555						1656				1756			1856	
Cardiff Central (CDF)	7 d	1516			1620			1650			1720				1820			1920	
Newport (South Wales) (NWP)	d	1529			1633			1705			1733				1835			1934	
Taunton (TAU)	d						1620					1704				1757			
Bridgwater (BWT)	d						1631					1714				1808			
Highbridge & Burnham (HIG)	d											1721				1815			
Weston-super-Mare (WSM)	d		1528									1731				1826			
Weston Milton (WNM)	d																		
Worle (WOR)	d		1534													1832			
Yatton (YAT)	d		1540									1740				1838			
Nailsea & Backwell (NLS)	d		1546									1746				1844			
Bristol Temple Meads (BRI)	10 d		1600		1630		1700			1730		1800				1900			
Bristol Parkway (BPW)	7 d	1555c			1655			1727			1755				1858c			1955	
Bath Spa (BTH)	7 d		1614		1643		1713			1743		1813				1913			
Westbury (WSB)	d					1652								1835					
Trowbridge (TRO)	d					1658								1841					
Melksham (MKM)	d					1708								1851					
Chippenham (CPM)	d		1627		1656		1718	1726			1755		1825		1901		1926		
Cheltenham Spa (CNM)	d			1601						1701				1801				1900	
Gloucester (GCR)	7 d			1617						1717				1818				1917	
Stonehouse (SHU)	d			1630						1728				1830				1929	
Stroud (STD)	d			1636						1734				1835				1934	
Kemble (KEM)	d			1650						1750				1848				1947	
Swindon (SWI)	a	1617	1639	1704	1708	1718	1734	1739	1750	1803	1808	1817	1838	1902	1917	1921	1938	2001	2018
Swindon (SWI)	d	1619	1640		1711	1719		1741	1751	1804	1810	1819	1840			1923	1940		2019
Didcot Parkway (DID)	d		1656		1727				1809	1821	1827		1856			1956			2036
Reading (RDG)	7 a	1644	1710		1740	1745		1806	1823	1833	1840	1844	1909			1948	2012		2049
London Paddington (PAD)	15 a	1709	1735		1808	1813		1836	1850	1858	1907	1909	1938			2014	2039		2114

NOTES (see introductory pages for explanation of train operator codes and standard symbols)

- a Arrival time
- d Departure time
- c Arrives 3 minutes earlier

- G From Frome, see table 133
- H Also calls at Ferryside 1430 and Kidwelly 1437
- J From Plymouth, see table 135
- K Also calls at Ferryside 1635 and Kidwelly 1642
- L From Exeter St Davids, see table 135

West Wales, Swansea, Cardiff, Weston-Super-Mare, Bristol, Bath, Cheltenham Spa and Swindon to Reading and London

Sundays

Operator Train ID Days of operation/Notes 1st Class/Reservations/Bus/Ferry Catering facilities	GW	GW	GW	GW	GW	GW	GW	GW	GW
	1A32	2B15	2M17	1L94	1A34	2B16	1L96 M	2B90	1A36 J
	113	1		113	113		113 M	1	113
	卐			卐	卐		卐		卐
Carmarthen (CMN)	d						1920		
Pembrey & Burry Port (PBY)	d						1947		
Llanelli (LLE)	7 d						1954		
Swansea (SWA)	d			1924			2019		
Neath (NTH)	d			1936			2031		
Port Talbot Parkway (PTA)	d			1942			2037		
Bridgend (BGN)	d			1956			2051		
Cardiff Central (CDF)	7 d			2020			2120		
Newport (South Wales) (NWP)	d			2033			2133		
Taunton (TAU)	d	1858							2142
Bridgwater (BWT)	d	1909							
Highbridge & Burnham (HIG)	d	1916							
Weston-super-Mare (WSM)	d	1927			2028				2204
Weston Milton (WNM)	d								
Worle (WOR)	d	1933			2034				
Yatton (YAT)	d	1939			2040				
Nailsea & Backwell (NLS)	d	1945			2046				
Bristol Temple Meads (BRI)	10 d	2000			2100				2225
Bristol Parkway (BPW)	7 d			2055		2155			
Bath Spa (BTH)	7 d	2013			2113				2238
Westbury (WSB)	d		2024						
Trowbridge (TRO)	d		2030						
Melksham (MKM)	d		2040						
Chippenham (CPM)	d	2026		2050		2125			2251
Cheltenham Spa (CNM)	d		2000			2100		2200	
Gloucester (GCR)	7 d		2017			2117		2213	
Stonehouse (SHU)	d		2029			2129		2226	
Stroud (STD)	d		2034			2134		2232	
Kemble (KEM)	d		2049			2147		2245	
Swindon (SWI)	a	2038	2102	2106	2117	2138	2202	2218	2259
Swindon (SWI)	d	2040			2119	2139		2219	2305
Didcot Parkway (DID)	d	2056			2135	2156		2236	2322
Reading (RDG)	7 a	2111			2148	2209		2249	2335
London Paddington (PAD)	15 a	2136			2214	2237		2327	0009

NOTES (see introductory pages for explanation of train operator codes and standard symbols)

- a Arrival time
d Departure time

- J From Plymouth, see table 135
M Also calls at Ferryside 1932 and Kidwelly 1939