

Leamington Spa and Stratford-upon-Avon to Birmingham, Stourbridge, Kidderminster and Worcester

Mondays to Fridays

Operator	CH	CH	LM	LM	LM	CH	LM	LM	CH	LM	LM	LM	LM	XC	LM	CH	LM	LM	
Train ID	1R71	1R98	2V02	2K00	2V00	1G01	2J06	2B03	2D02	2V09	2B96	2K08	2J01	1M18	2V04	1G05	2K12	2V10	
Days of operation/Notes 1st Class/Reservations/Bus	MX	MX				A								B ◇					
Stratford-upon-Avon (SAV)	d							0623				0700						0723	
Stratford Parkway (STY)	d							0626				0703						0727	
Wilmcote (WMC)	d							0629										0730	
Wootton Wawen (WWW)	d							0633x										0735x	
Henley-in-Arden (HNL)	d							0637				0712						0739	
Danzey (DZY)	d							0641x										0743x	
Wood End (WDE)	d							0646x										0746x	
The Lakes (TLK)	d							0647x										0749x	
Earlwood (West Midlands) (EWD)	d							0650										0752	
Wythall (WYT)	d							0653				0721						0754	
Whitlocks End (WTE)	d				0636			0656				0725			0741			0758	
Shirley (SRL)	d				0638			0659				0728			0743			0801	
Yardley Wood (YRD)	d				0641			0703				0731			0746			0804	
Hall Green (HLG)	d				0644			0707				0734			0749			0807	
Spring Road (SRI)	d				0646			0709				0737			0752			0809	
London Marylebone (MYB)	⇌ 10 d																0605		
Leamington Spa (LMS)	d	0002	0024		0547		0625	0631		0651			0708	0715			0725		
Warwick (WRW)	d	0007	0028		0552		0630	0635		0656			0712				0729		
Warwick Parkway (WRP)	d	0011	0031		0555		0633	0638					0714				0733		
Hatton (HTN)	d				0559			0643		0703a			0718				0738		
Lapworth (LPW)	d				0604			0648					0723						
Dorridge (DDG)	d	0021		0540	0609		0644	0652		0707	0717		0727			0745		0811	
Widney Manor (WMR)	d			0545	0613			0657		0712	0722		0731			0749		0816	
Solihull (SOL)	d	0027	0043	0548	0617		0650	0700		0715	0725		0734			0753		0819	
Olton (OLT)	d			0551	0620			0703		0718	0729		0737			0757		0822	
Acocks Green (ACG)	d			0554	0622			0706		0721	0732		0740					0825	
Tyseley (TYS)	d			0557	0625	0649		0708	0712				0742					0813	
Small Heath (SMA)	d			0559	0627	0651		0711	0715				0745					0816	
Birmingham New Street (BHM)	12 a													0749					
Birmingham Moor Street (BMO)	d	0039a	0055a	0604	0633	0656	0701	0717	0720a		0729	0741	0745	0750		0800	0804	0821	0833
Birmingham Snow Hill (BSW)	a			0606	0635	0700	0705	0719		0731	0743	0747	0753		0802	0809	0824	0835	
Birmingham Snow Hill (BSW)	d			0607	0637	0700		0722		0733		0748	0754		0806		0824	0839	
Jewellery Quarter (JEQ)	d			0610		0702		0724		0735			0756		0808		0827	0841	
The Hawthorns (THW)	d			0615		0706		0728		0739			0800		0813		0831	0845	
Smethwick Galton Bridge (SGB)	7 d			0618		0709		0731		0742			0803		0816		0834	0848	
Langley Green (LGG)	d			0621				0734					0755	0806			0837		
Rowley Regis (ROW)	d			0625		0715		0738		0748			0759	0809		0821		0840	0854
Old Hill (OHL)	d			0628				0741					0802	0813				0843	
Cradley Heath (CRA)	d			0632		0720		0744		0753			0805	0816		0826		0846	0859
Lye (LYE)	d			0635				0747					0809	0819				0849	
Stourbridge Junction (SBJ)	2 a			0639	0654	0725		0751		0758			0812	0822		0831		0852	0904
Stourbridge Junction (SBJ)	2 d			0639	0654	0726				0758			0814			0832		0853	0905
Hagley (HAG)	d			0643		0729				0802			0819			0836		0856	0909
Blakedown (BKD)	d			0647		0732				0805			0822					0900	
Kidderminster (KID)	a			0651	0702	0737				0810			0828			0841		0906	0915
Kidderminster (KID)	d			0652		0737				0810						0842			0915
Hartlebury (HBY)	d					0742				0815									0921
Droitwich Spa (DTW)	d			0703		0751				0824						0853			0930
Worcester Shrub Hill (WOS)	7 a														0904				
Worcester Foregate Street (WOF)	7 a			0712		0802				0836									0942
Malvern Link (MVL)	a																		
Great Malvern (GMV)	a																		

For the complete service between London and Leamington Spa see table 113

For the complete service between Stratford-upon-Avon and Wilmcote see table 072

For the complete service between Birmingham, Worcester and Great Malvern see table 074

NOTES (see introductory pages for explanation of train operator codes and standard symbols)

- a Arrival time
- d Departure time
- x Stops on request












A From Bicester North, see table 113

B From Southampton Central to Manchester Piccadilly, see table 050

MX Not Mondays

Leamington Spa and Stratford-upon-Avon to Birmingham, Stourbridge, Kidderminster and Worcester

Mondays to Fridays

Operator Train ID Days of operation/Notes 1st Class/Reservations/Bus Catering facilities	LM	CH	XC	CH	LM	CH	LM	LM	CH	XC	LM	CH	CH	XC	LM	LM	LM	LM	
	2K16	2D06	1M22 C □◇ ≡	1G88	2V05	2R11	2K19	2V08	1R12	1M26 D □◇ ≡	2K22	1G89	2D15	1M30 D □◇ ≡	2V11	2K25	2V14	2W72	
Stratford-upon-Avon (SAV)	d						0826	0852								0926		1001	
Stratford Parkway (STY)	d						0830									0929		1005	
Wilmcote (WMC)	d						0833									0932		1008	
Wootton Waven (WWW)	d						0837x									0937x			
Henley-in-Arden (HNL)	d						0841									0941			
Danzey (DZY)	d						0845x									0944x			
Wood End (WDE)	d						0849x									0948x			
The Lakes (TLK)	d						0851x									0950x			
Earlwood (West Midlands) (EWD)	d						0854									0953			
Wythall (WYT)	d						0857									0956			
Whitlocks End (WTE)	d				0840		0901								0940	1000			
Shirley (SRL)	d				0843		0904								0942	1002			
Yardley Wood (YRD)	d				0845		0906								0945	1005			
Hall Green (HLG)	d				0848		0910								0948	1008			
Spring Road (SRI)	d				0850		0912								0951	1010			
London Marylebone (MYB) 	d		0616	0710					0735			0811							
Leamington Spa (LMS)	d	0804	0808	0815	0825		0832		0908	0915		0926	0941	1015					
Warwick (WRW)	d	0808	0813		0829		0838		0912			0930	0946						
Warwick Parkway (WRP)	d	0810			0833				0916			0934							
Hatton (HTN)	d	0816	0820a			0844							0953a						
Lapworth (LPW)	d	0821				0850													
Dorridge (DDG)	d	0825				0855		0910	0927		0931						1009	1026	
Widney Manor (WMR)	d	0830						0914			0935						1014	1031	
Solihull (SOL)	d	0833		0845		0901		0917	0933		0939	0946					1017	1035	
Olton (OLT)	d	0836						0920			0942							1020	1038
Acocks Green (ACG)	d	0839						0923			0944							1023	1040
Tyseley (TYS)	d	0842			0854			0926							0954	1013		1043	
Small Heath (SMA)	d	0844			0855			0928							0956	1015		1045	
Birmingham New Street (BHM) 	a		0849						0949					1048					
Birmingham Moor Street (BMO)	d	0850		0854	0902	0914a	0920	0934	0945a		0951	0955			1002	1021	1031	1051	
Birmingham Snow Hill (BSW) 	a	0852		0859	0904		0922	0936			0953	0959			1004	1023	1033	1053	
Birmingham Snow Hill (BSW) 	d	0854			0906		0923	0939			0954				1006	1024	1039	1054	
Jewellery Quarter (JEQ) 	d	0856			0908		0925	0941			0956				1008	1026	1041	1056	
The Hawthorns (THW) 	d	0900			0912		0929	0945			1000				1012	1030	1045	1100	
Smethwick Galton Bridge (SGB) 	d	0903			0915		0932	0948			1003				1015	1033	1048	1103	
Langley Green (LGG)	d	0906					0935				1006					1036		1106	
Rowley Regis (ROW)	d	0909			0921		0938	0953			1009				1021	1039	1054	1109	
Old Hill (OHL)	d	0913					0942				1013					1043		1113	
Cradley Heath (CRA)	d	0916			0926		0945	0958			1016				1026	1046	1059	1116	
Lye (LYE)	d	0919					0948				1019					1049		1119	
Stourbridge Junction (SBJ) 	a	0922			0931		0951	1003			1022				1031	1052	1104	1122	
Stourbridge Junction (SBJ) 	d	0923			0932		0952	1004			1023				1032	1053	1105	1123	
Hagley (HAG)	d	0926					0955	1008			1026					1056	1109	1126	
Blakedown (BKD)	d	0930					0959				1030					1100		1130	
Kidderminster (KID)	a	0936			0939		1005	1013			1036				1039	1106	1114	1136	
Kidderminster (KID)	d				0940						1015				1040		1115		
Hartlebury (HBY)	d										1020						1120		
Droitwich Spa (DTW)	d				0952						1028				1051		1128		
Worcester Shrub Hill (WOS) 	a																		
Worcester Foregate Street (WOF) 	a				1003			1039							1102		1139		
Malvern Link (MVL)	a																		
Great Malvern (GMV)	a																		

NOTES (see introductory pages for explanation of train operator codes and standard symbols)

- a Arrival time
- d Departure time
- x Stops on request

- C From Reading to Manchester Piccadilly, see table 050
- D From Bournemouth to Manchester Piccadilly, see table 050

Leamington Spa and Stratford-upon-Avon to Birmingham, Stourbridge, Kidderminster and Worcester

Mondays to Fridays

Operator Train ID Days of operation/Notes 1st Class/Reservations/Bus Catering facilities	CH 1R90	LM 2V17	CH 2R18	XC 1M34 C D E	LM 2K31	LM 2V20	LM 2W74 E	CH 1R91	CH 2D22	LM 2V23	LM 2K37	LM 2V27	CH 1G23	XC 1M38 D E	LM 2W76	CH 1R92	LM 2V41	CH 2R26
Stratford-upon-Avon (SAV)	d				1026		1103				1126				1203			
Stratford Parkway (STY)	d				1029		1106				1129				1206			
Wilmcote (WMC)	d				1032						1132							
Wootton Waven (WWW)	d				1037x						1137x							
Henley-in-Arden (HNL)	d				1041						1141							
Danzey (DZY)	d				1044x						1144x							
Wood End (WDE)	d				1048x						1148x							
The Lakes (TLK)	d				1050x						1150x							
Earlwood (West Midlands) (EWD)	d				1053						1153							
Wythall (WYT)	d				1056						1156							
Whitlocks End (WTE)	d		1040		1100					1140	1200						1240	
Shirley (SRL)	d		1042		1102					1142	1202						1242	
Yardley Wood (YRD)	d		1045		1105					1145	1205						1245	
Hall Green (HLG)	d		1048		1108					1148	1208						1248	
Spring Road (SRI)	d		1051		1110					1151	1210						1251	
London Marylebone (MYB)	☉ 10 d	0910						1010					1037			1110		
Leamington Spa (LMS)	d	1026		1032 1115				1126	1132				1200	1215		1227		1232
Warwick (WRW)	d			1038					1137				1204					1238
Warwick Parkway (WRP)	d	1033						1133					1208			1233		
Hatton (HTN)	d			1044					1144a									1244
Lapworth (LPW)	d			1050														1250
Dorridge (DDG)	d			1055		1109	1127					1209	1218		1228			1255
Widney Manor (WMR)	d					1114	1131					1214			1232			
Solihull (SOL)	d	1045		1101		1117	1135	1145				1217	1223		1236	1245		1301
Olton (OLT)	d					1120	1138					1220			1239			
Acoccks Green (ACG)	d					1123	1140					1223			1241			
Tyseley (TYS)	d				1113		1143				1213				1244			
Small Heath (SMA)	d				1115		1145				1215				1246			
Birmingham New Street (BHM)	☉ 12 a			1149										1248				
Birmingham Moor Street (BMO)	d	1056a	1100	1114a	1121	1131	1151	1156a		1200	1221	1230	1236		1252	1256a	1300	1314a
Birmingham Snow Hill (BSW)	a		1102		1123	1135	1153			1202	1223	1233	1240		1254		1302	
Birmingham Snow Hill (BSW)	d		1106		1124	1139	1154			1206	1224	1239			1255		1306	
Jewellery Quarter (JEQ)	d		1108		1126	1141	1156			1208	1226	1241			1257		1308	
The Hawthorns (THW)	d		1112		1130	1145	1200			1212	1230	1245			1301		1312	
Smethwick Galton Bridge (SGB)	7 d		1115		1133	1148	1203			1215	1233	1248			1304		1315	
Langley Green (LGG)	d				1136		1206				1236				1307			
Rowley Regis (ROW)	d		1121		1139	1154	1209			1221	1239	1254			1310		1321	
Old Hill (OHL)	d				1143		1213				1243				1313			
Cradley Heath (CRA)	d		1126		1146	1159	1216			1226	1246	1259			1316		1326	
Lye (LYE)	d				1149		1219				1249				1319			
Stourbridge Junction (SBJ)	2 a		1131		1152	1204	1222			1231	1252	1304			1322		1331	
Stourbridge Junction (SBJ)	2 d		1132		1153	1205	1223			1232	1253	1305			1323		1332	
Hagley (HAG)	d				1156	1209	1226				1256	1309			1326			
Blakedown (BKD)	d				1200		1230				1300				1330			
Kidderminster (KID)	a		1139		1206	1214	1236			1239	1306	1314			1336		1339	
Kidderminster (KID)	d		1140				1215			1240		1315					1340	
Hartlebury (HBY)	d						1220					1320						
Droitwich Spa (DTW)	d		1151				1228			1251		1328					1351	
Worcester Shrub Hill (WOS)	7 a									1259								
Worcester Foregate Street (WOF)	7 a		1200				1239					1339					1400	
Malvern Link (MVL)	a																	
Great Malvern (GMV)	a																	

NOTES (see introductory pages for explanation of train operator codes and standard symbols)

- a Arrival time
- d Departure time
- x Stops on request

- C From Reading to Manchester Piccadilly, see table 050
- D From Bournemouth to Manchester Piccadilly, see table 050
- E Also calls at Bearley 1111 and Claverdon 1117

Leamington Spa and Stratford-upon-Avon to Birmingham, Stourbridge, Kidderminster and Worcester

Mondays to Fridays

Operator	XC	LM	LM	CH	XC	LM	CH	CH	LM	LM	LM	CH	XC	LM	LM	CH	XC	LM
Train ID	1E40	2K43	2V33	1G27	1M42	2W78	1R93	2D30	2V36	2K49	2V39	1G31	1M46	2W80	2V42	2R32	1E48	2K55
Days of operation/Notes	F				C								D				G	
1st Class/Reservations/Bus Catering facilities	1◇				1◇								1◇				1◇	
	⚡				⚡								⚡				⚡	
Stratford-upon-Avon (SAV)	d		1226			1303				1326				1403				1426
Stratford Parkway (STY)	d		1229			1306				1329				1406				1429
Wilmcote (WMC)	d		1232							1332								1432
Wootton Waven (WWW)	d		1237x							1337x								1437x
Henley-in-Arden (HNL)	d		1241							1341								1441
Danzey (DZY)	d		1244x							1344x								1444x
Wood End (WDE)	d		1248x							1348x								1448x
The Lakes (TLK)	d		1250x							1350x								1450x
Earlwood (West Midlands) (EWD)	d		1253							1353								1453
Wythall (WYT)	d		1256							1356								1456
Whitlocks End (WTE)	d		1300						1340	1400					1440			1500
Shirley (SRL)	d		1302						1342	1402					1442			1502
Yardley Wood (YRD)	d		1305						1345	1405					1445			1505
Hall Green (HLG)	d		1308						1348	1408					1448			1508
Spring Road (SRI)	d		1310						1351	1410					1451			1510
London Marylebone (MYB)	⊕ 10 d				1137			1210					1234					
Leamington Spa (LMS)	d	1249			1258	1315		1326		1332			1358	1415			1432	1449
Warwick (WRW)	d				1302				1337				1402				1438	
Warwick Parkway (WRP)	d				1306			1333					1406					
Hatton (HTN)	d								1344a								1444	
Lapworth (LPW)	d																1450	
Dorridge (DDG)	d			1309	1316			1326				1409	1416		1426		1455	
Widney Manor (WMR)	d			1314				1331				1414			1430			
Solihull (SOL)	d			1317	1322			1334	1345			1417	1422		1434		1501	
Olton (OLT)	d			1320				1337				1420			1437			
Acocks Green (ACG)	d			1323				1340				1423			1439			
Tyseley (TYS)	d		1313					1342			1413				1442			1513
Small Heath (SMA)	d		1315					1345			1415				1444			1515
Birmingham New Street (BHM)	⊕ 12 a	1318				1349							1449				1518	
Birmingham Moor Street (BMO)	d		1321	1331	1336			1350	1356a		1400	1421	1431	1436	1450	1500	1514a	1521
Birmingham Snow Hill (BSW)	⊕ a		1323	1333	1340			1353			1402	1423	1433	1440	1452	1502		1523
Birmingham Snow Hill (BSW)	⊕ d		1324	1339				1354			1406	1424	1439		1453	1503		1524
Jewellery Quarter (JEQ)	⊕ d		1326	1341				1356			1408	1426	1441		1455	1505		1526
The Hawthorns (THW)	⊕ d		1330	1345				1400			1412	1430	1445		1459	1509		1530
Smethwick Galton Bridge (SGB)	7 d		1333	1348				1403			1415	1433	1448		1502	1512		1533
Langley Green (LGG)	d		1336					1406			1436				1505			1536
Rowley Regis (ROW)	d		1339	1354				1409			1421	1439	1454		1508	1517		1539
Old Hill (OHL)	d		1343					1413			1443				1511			1543
Cradley Heath (CRA)	d		1346	1359				1416			1426	1446	1459		1514	1522		1546
Lye (LYE)	d		1349					1419			1449				1517			1549
Stourbridge Junction (SBJ)	2 a		1352	1404				1422			1431	1452	1504		1521	1527		1552
Stourbridge Junction (SBJ)	2 d		1353	1405				1423			1432	1453	1505		1521	1528		1553
Hagley (HAG)	d		1356	1409				1426			1456	1509			1526	1533		1556
Blakedown (BKD)	d		1400					1430			1500				1529	1536		1600
Kidderminster (KID)	a		1406	1414				1436			1439	1506	1514		1536	1540		1606
Kidderminster (KID)	d			1415							1440		1515			1541		
Hartlebury (HBY)	d			1420									1520			1546		
Droitwich Spa (DTW)	d			1428							1451		1528			1554		
Worcester Shrub Hill (WOS)	7 a										1459							
Worcester Foregate Street (WOF)	7 a			1439								1539				1605		
Malvern Link (MVL)	a																	
Great Malvern (GMV)	a																	

NOTES (see introductory pages for explanation of train operator codes and standard symbols)

- a Arrival time
- d Departure time
- x Stops on request

- C From Reading to Manchester Piccadilly, see table 050
- D From Bournemouth to Manchester Piccadilly, see table 050
- F From Banbury to Newcastle, see table 050
- G From Banbury, see table 115

Leamington Spa and Stratford-upon-Avon to Birmingham, Stourbridge, Kidderminster and Worcester

Mondays to Fridays

Operator Train ID Days of operation/Notes 1st Class/Reservations/Bus Catering facilities	LM	CH	XC	LM	CH	CH	LM	LM	LM	CH	XC	LM	CH	LM	CH	LM	LM	CH	
	2V45	1G35	1M50 C D E	2W82	1R94	2D38	2V48	2K61	2V51	1G39	1M54 D E	2W84	1G95	2V55	2R42	2K67	2V46	1G43	
Stratford-upon-Avon (SAV)	d			1503				1526				1603				1626			
Stratford Parkway (STY)	d			1506				1529				1606				1629			
Wilmcote (WMC)	d							1532								1632			
Wootton Waven (WWW)	d							1537x								1637x			
Henley-in-Arden (HNL)	d							1541								1641			
Danzey (DZY)	d							1544x								1644x			
Wood End (WDE)	d							1548x								1648x			
The Lakes (TLK)	d							1550x								1650x			
Earlwood (West Midlands) (EWD)	d							1553								1653			
Wythall (WYT)	d							1556								1656			
Whitlocks End (WTE)	d						1540	1600					1640			1700			
Shirley (SRL)	d						1542	1602					1642			1702			
Yardley Wood (YRD)	d						1545	1605					1645			1705			
Hall Green (HLG)	d						1548	1608					1648			1708			
Spring Road (SRI)	d						1551	1610					1651			1710			
London Marylebone (MYB)	10 d		1337		1410					1437		1510						1537	
Leamington Spa (LMS)	d		1458	1515	1525	1532				1601	1615	1625		1632				1658	
Warwick (WRW)	d		1502			1537				1605		1630		1638				1702	
Warwick Parkway (WRP)	d		1506		1530					1609		1633						1707	
Hatton (HTN)	d					1544a									1644				
Lapworth (LPW)	d											1622			1650				
Dorridge (DDG)	d	1509	1516		1526				1609	1619		1626			1655		1709	1717	
Widney Manor (WMR)	d	1514			1531				1614			1630					1714		
Solihull (SOL)	d	1517	1522		1534	1545			1617	1625		1634	1645		1701		1717	1723	
Olton (OLT)	d	1520			1537				1620			1637					1720		
Acocks Green (ACG)	d	1523			1540				1623			1639					1723		
Tyseley (TYS)	d				1543			1613				1642				1713			
Small Heath (SMA)	d				1545			1615				1644				1715			
Birmingham New Street (BHM)	12 a			1549							1648								
Birmingham Moor Street (BMO)	d	1531	1536		1551	1556a		1600	1621	1632	1636		1650	1656	1700	1714a	1721	1731	1737
Birmingham Snow Hill (BSW)	a	1533	1540		1553			1602	1623	1634	1640		1652	1700	1702		1723	1734	1741
Birmingham Snow Hill (BSW)	d	1539			1554			1606	1624	1639		1654		1706		1724	1739		
Jewellery Quarter (JEQ)	d	1541			1556			1608	1626	1641		1656		1708		1726	1741		
The Hawthorns (THW)	d	1545			1600			1612	1630	1645		1700		1712		1730	1745		
Smethwick Galton Bridge (SGB)	7 d	1548			1603			1615	1633	1648		1703		1715		1733	1748		
Langley Green (LGG)	d				1606				1636			1706				1736			
Rowley Regis (ROW)	d	1554			1609			1621	1639	1654		1709		1721		1739	1754		
Old Hill (OHL)	d				1613				1643			1713				1743			
Cradley Heath (CRA)	d	1559			1616			1626	1646	1659		1716		1726		1746	1759		
Lye (LYE)	d				1619				1649			1719				1749			
Stourbridge Junction (SBJ)	2 a	1604			1622			1631	1652	1704		1722		1731		1752	1804		
Stourbridge Junction (SBJ)	2 d	1605			1623			1632	1653	1705		1723		1732		1753	1805		
Hagley (HAG)	d	1609			1626				1656	1709		1726				1756	1809		
Blakedown (BKD)	d				1630				1700			1730				1800			
Kidderminster (KID)	a	1614			1636			1639	1706	1714		1736		1739		1806	1814		
Kidderminster (KID)	d	1615						1640		1715				1740			1815		
Hartlebury (HBY)	d	1620								1720							1820		
Droitwich Spa (DTW)	d	1628						1651		1728				1751			1828		
Worcester Shrub Hill (WOS)	7 a													1800					
Worcester Foregate Street (WOF)	7 a	1637						1700		1739							1839		
Malvern Link (MVL)	a																		
Great Malvern (GMV)	a																		












NOTES (see introductory pages for explanation of train operator codes and standard symbols)

- a Arrival time
- d Departure time
- x Stops on request

- C From Reading to Manchester Piccadilly, see table 050
- D From Bournemouth to Manchester Piccadilly, see table 050

Leamington Spa and Stratford-upon-Avon to Birmingham, Stourbridge, Kidderminster and Worcester

Mondays to Fridays

Operator Train ID Days of operation/Notes 1st Class/Reservations/Bus Catering facilities	XC	LM	LM	CH	LM	LM	CH	CH	XC	LM	CH	CH	LM	CH	LM	CH	XC	LM	
	1M58 C P◇ ⌘	2W48	2V50	1G46	2K62	2V03	1R48	2D49	1M62 D P◇ ⌘	2W71 H	2R46	1K50	2V65	2R46	2K69	1G52	1M66 D P◇ ⌘	2W86	
Stratford-upon-Avon (SAV)	d		1703			1726				1803									1903
Stratford Parkway (STY)	d		1706			1729				1807									1907
Wilmcote (WMC)	d					1732													1833
Wootton Waven (WWW)	d					1737x													1838x
Henley-in-Arden (HNL)	d					1741													1842
Danzey (DZY)	d					1744x													1846x
Wood End (WDE)	d					1748x													1850x
The Lakes (TLK)	d					1750x													1852x
Earlwood (West Midlands) (EWD)	d					1753													1855
Wythall (WYT)	d					1756													1858
Whitlocks End (WTE)	d			1742		1800							1842						1902
Shirley (SRL)	d			1744		1802							1843						1904
Yardley Wood (YRD)	d			1747		1805							1847						1907
Hall Green (HLG)	d			1750		1808							1850						1910
Spring Road (SRI)	d			1752		1810							1853						1912
London Marylebone (MYB)  10	d				1618			1647				1621	1714						1747
Leamington Spa (LMS)	d	1715			1741			1804				1822	1827						1905
Warwick (WRW)	d							1808	1811	1815			1826						1909
Warwick Parkway (WRP)	d				1747			1812					1834						1913
Hatton (HTN)	d								1823a				1839f						1839f
Lapworth (LPW)	d												1846						1846
Dorridge (DDG)	d		1727		1757		1809	1822				1826		1844		1851		1923	1927
Widney Manor (WMR)	d		1731				1814					1830							1931
Solihull (SOL)	d		1735		1802		1817	1827				1834		1849		1857		1928	1935
Olton (OLT)	d		1738				1820					1837							1938
Acocks Green (ACG)	d		1740				1823					1839							1940
Tyseley (TYS)	d		1743	1756		1813						1842			1857		1915		1943
Small Heath (SMA)	d		1745	1758		1815						1844			1900		1917		1946
Birmingham New Street (BHM)  12	a	1748								1848									1949
Birmingham Moor Street (BMO)	d		1751	1804	1814	1821	1831	1838a				1850		1900	1905	1911a	1922	1941c	1952
Birmingham Snow Hill (BSW) 	a		1753	1806	1818	1823	1833					1852		1902	1908		1924	1945	1954
Birmingham Snow Hill (BSW) 	d		1754	1809		1825	1839					1853		1904	1910		1925		1957
Jewellery Quarter (JEQ) 	d		1756	1811		1827	1841					1855			1912		1927		1959
The Hawthorns (THW) 	d		1800	1815		1831	1845					1859			1916		1931		2003
Smethwick Galton Bridge (SGB)  7	d		1803	1818		1834	1848					1902			1919		1934		2006
Langley Green (LGG)	d		1806			1837						1905					1937		2009
Rowley Regis (ROW)	d		1809	1824		1840	1854					1908		1917	1925		1941		2013
Old Hill (OHL)	d		1813			1843						1911					1944		2016
Cradley Heath (CRA)	d		1816	1829		1846	1859					1915			1930		1947		2019
Lye (LYE)	d		1819			1849						1918					1950		2022
Stourbridge Junction (SBJ)  2	a		1822	1834		1853	1904					1921		1926	1935		1954		2026
Stourbridge Junction (SBJ)  2	d		1823	1835		1853	1905					1922		1928	1936		1954		2026
Hagley (HAG)	d		1826	1839		1857	1909					1925			1939		1958		2030
Blakedown (BKD)	d		1830			1900						1929			1942		2001		2033
Kidderminster (KID)	a		1836	1844		1906	1914					1935		1940	1947		2005		2037
Kidderminster (KID)	d			1845			1915								1948				2038
Hartlebury (HBY)	d						1920								1953				2043
Droitwich Spa (DTW)	d			1857			1928								2000				2051
Worcester Shrub Hill (WOS)  7	a			1905															
Worcester Foregate Street (WOF)  7	a						1939							2011					2102
Malvern Link (MVL)	a																		
Great Malvern (GMV)	a																		












NOTES (see introductory pages for explanation of train operator codes and standard symbols)

- a Arrival time
- d Departure time
- x Stops on request
- c Arrives 3 minutes earlier
- f Arrives 6 minutes earlier

- C From Reading to Manchester Piccadilly, see table 050
- D From Bournemouth to Manchester Piccadilly, see table 050
- H Also calls at Bearley 1811 and Claverdon 1816

Leamington Spa and Stratford-upon-Avon to Birmingham, Stourbridge, Kidderminster and Worcester

Mondays to Fridays

Operator	CH	LM	LM	LM	LM	CH	CH	XC	LM	CH	LM	LM	CH	XC	LM	CH	LM	CH	
Train ID	1K54	2B71	2B16	2K73	2B18	2D55	1G55	1M70	2V75	1R58	2K77	2B20	1G59	1M74	2V79	1R96	2J81	1G63	
Days of operation/Notes								C D E						D E					
1st Class/Reservations/Bus																			
Catering facilities																			
Stratford-upon-Avon (SAV)	d			1927							2027						2127		
Stratford Parkway (STY)	d			1930							2030						2130		
Wilmcote (WMC)	d			1933							2033						2133		
Wootton Waven (WWW)	d			1938x							2038x						2138x		
Henley-in-Arden (HNL)	d			1942							2042						2142		
Danzeley (DZY)	d			1946x							2046x						2146x		
Wood End (WDE)	d			1950x							2050x						2150x		
The Lakes (TLK)	d			1952x							2052x						2152x		
Earlwood (West Midlands) (EWD)	d			1955							2055						2155		
Wythall (WYT)	d			1958							2058						2158		
Whitlocks End (WTE)	d		1944	2001							2102						2202		
Shirley (SRL)	d		1948	2004							2104						2205		
Yardley Wood (YRD)	d		1950	2006							2107						2207		
Hall Green (HLG)	d		1954	2010							2110						2211		
Spring Road (SRI)	d		1956	2012							2112						2213		
London Marylebone (MYB) 	d	1815								1915			1946			2010		2036	
Leamington Spa (LMS)	d	1928					1932	2009	2015	2034			2105	2115		2130		2157	
Warwick (WRW)	d						1937	2013					2108					2201	
Warwick Parkway (WRP)	d	1935						2017		2040			2112			2136		2205	
Hatton (HTN)	d						1944a						2117						
Lapworth (LPW)	d												2123						
Dorridge (DDG)	d	1945		1952	2017			2027		2030	2050		2110	2128		2131		2215	
Widney Manor (WMR)	d			1957	2022					2035			2115			2136			
Solihull (SOL)	d	1951		2000	2025			2033		2038	2055		2118	2134		2139	2149	2221	
Olton (OLT)	d			2003	2028					2041			2121			2142			
Acoccks Green (ACG)	d			2006	2030					2043			2123			2144			
Tyseley (TYS)	d		1959		2015					2046		2115				2147		2217	
Small Heath (SMA)	d		2000		2017					2048		2117				2150		2219	
Birmingham New Street (BHM) 	a							2049						2150					
Birmingham Moor Street (BMO)	d	2002	2007	2016c	2023	2038		2043		2054	2107a	2122	2131	2144		2156	2200a	2225	2234
Birmingham Snow Hill (BSW) 	a	2004	2011	2020	2025	2040		2047		2056		2124	2133	2148		2158		2227	2238
Birmingham Snow Hill (BSW) 	d	2006			2026					2057		2125				2159		2228	
Jewellery Quarter (JEQ) 	d				2028					2100		2127				2202		2230	
The Hawthorns (THW) 	d	2013			2032					2104		2131				2206		2234	
Smethwick Galton Bridge (SGB) 	d	2017			2035					2107		2134				2209		2237	
Langley Green (LGG)	d				2038					2110		2137				2212		2240	
Rowley Regis (ROW)	d	2023			2042					2113		2141				2215		2243	
Old Hill (OHL)	d				2045					2116		2144				2218		2246	
Cradley Heath (CRA)	d				2048					2120		2147				2221		2249	
Lye (LYE)	d				2051					2123		2150				2224		2252	
Stourbridge Junction (SBJ) 	a	2033			2055					2126		2154				2228		2257	
Stourbridge Junction (SBJ) 	d	2034			2055					2127		2154				2228			
Hagley (HAG)	d				2059					2131		2158				2232			
Blakedown (BKD)	d				2102					2134		2201				2235			
Kidderminster (KID)	a	2045			2107					2138		2207				2239			
Kidderminster (KID)	d									2139						2240			
Hartlebury (HBY)	d									2144						2245			
Droitwich Spa (DTW)	d									2152						2253			
Worcester Shrub Hill (WOS) 	a									2200									
Worcester Foregate Street (WOF) 	a									2208					2305				
Malvern Link (MVL)	a																		
Great Malvern (GMV)	a																		

NOTES (see introductory pages for explanation of train operator codes and standard symbols)

- a Arrival time
- d Departure time
- x Stops on request
- c Arrives 3 minutes earlier

- C From Reading to Manchester Piccadilly, see table 050
- D From Bournemouth to Manchester Piccadilly, see table 050

Leamington Spa and Stratford-upon-Avon to Birmingham, Stourbridge, Kidderminster and Worcester

Mondays to Fridays

Operator	XC	CH	LM	LM	CH	LM	LM	CH	LM	CH	CH
Train ID	1M78	2D64	1V98	2V60	1J65	2B24	2B99	1R97	2W88	1R71	1R98
Days of operation/Notes	J		□								
1st Class/Reservations/Bus	□◇		□								
Stratford-upon-Avon (SAV)	d					2230			2330		
Stratford Parkway (STY)	d					2233			2334		
Wilmcote (WMC)	d					2236					
Wootton Wawen (WWW)	d										
Henley-in-Arden (HNL)	d					2243					
Danzey (DZY)	d										
Wood End (WDE)	d										
The Lakes (TLK)	d										
Earlwood (West Midlands) (EWD)	d					2251					
Wythall (WYT)	d					2254					
Whitlocks End (WTE)	d					2257					
Shirley (SRL)	d					2300					
Yardley Wood (YRD)	d					2302					
Hall Green (HLG)	d					2306					
Spring Road (SRI)	d					2308					
London Marylebone (MYB)	◻ 10 d					2110			2208	2233	2307
Leamington Spa (LMS)	d	2215	2226			2231			2331	0002	0024
Warwick (WRW)	d		2231			2235				0007	0028
Warwick Parkway (WRP)	d					2239			2337	0011	0031
Hatton (HTN)	d		2238a			2244					
Lapworth (LPW)	d					2249					
Dorridge (DDG)	d				2231	2254		2330		0021	
Widney Manor (WMR)	d				2236	2258		2335			
Solihull (SOL)	d				2239	2301		2338	2349	0027	0043
Olton (OLT)	d				2242			2341			
Acocks Green (ACG)	d				2245			2344			
Tyseley (TYS)	d				2248		2311	2347			
Small Heath (SMA)	d				2252		2313	2349			
Birmingham New Street (BHM)	◻ 12 a	2248									
Birmingham Moor Street (BMO)	d				2258	2310	2319	2355	0001a	0006s	0039a
Birmingham Snow Hill (BSW)	a				2300	2312	2321	2359		0012	
Birmingham Snow Hill (BSW)	d				2301	2315					
Jewellery Quarter (JEQ)	d				2303	2318					
The Hawthorns (THW)	d				2307	2322					
Smethwick Galton Bridge (SGB)	7 d				2310	2325					
Langley Green (LGG)	d				2313	2329					
Rowley Regis (ROW)	d				2317	2333					
Old Hill (OHL)	d				2320	2336					
Cradley Heath (CRA)	d				2323	2340					
Lye (LYE)	d				2326	2343					
Stourbridge Junction (SBJ)	2 a				2330	2349					
Stourbridge Junction (SBJ)	2 d				2330						
Hagley (HAG)	d				2334						
Blakedown (BKD)	d				2337						
Kidderminster (KID)	a				2341						
Kidderminster (KID)	d				2342						
Hartlebury (HBY)	d				2347						
Droitwich Spa (DTW)	d			2336	2355						
Worcester Shrub Hill (WOS)	7 a				0005						
Worcester Foregate Street (WOF)	7 a			2347							
Malvern Link (MVL)	a										
Great Malvern (GMV)	a										











NOTES (see introductory pages for explanation of train operator codes and standard symbols)

- a Arrival time
- d Departure time
- s Stops to set down only

J From Bournemouth, see table 050

Leamington Spa and Stratford-upon-Avon to Birmingham, Stourbridge, Kidderminster and Worcester

Saturdays

Operator Train ID Days of operation/Notes 1st Class/Reservations/Bus Catering facilities	CH	CH	LM	CH	LM	LM	LM	LM	LM	XC	LM	CH	LM	LM	LM	XC	CH	CH
	1R71	1R98	2V01	2R00 A	2V04	2B00	2J06	2V75	2K05	1M18 B □◇ ≡	2V02	2R02 C	2K13	2V06	2K07	1M22 D □◇	1R08	2D09
Stratford-upon-Avon (SAV)	d										0700		0726					
Stratford Parkway (STY)	d										0704		0729					
Wilmcote (WMC)	d										0707		0732					
Wootton Waven (WWW)	d										0712x		0737x					
Henley-in-Arden (HNL)	d										0716		0741					
Danzey (DZY)	d										0720x		0744x					
Wood End (WDE)	d										0723x		0748x					
The Lakes (TLK)	d										0726x		0750x					
Earlwood (West Midlands) (EWD)	d										0729		0753					
Wythall (WYT)	d										0731		0756					
Whitlocks End (WTE)	d							0703			0735		0800					
Shirley (SRL)	d							0705			0738		0802					
Yardley Wood (YRD)	d							0708			0741		0805					
Hall Green (HLG)	d							0711			0744		0808					
Spring Road (SRI)	d							0714			0747		0810					
London Marylebone (MYB)  10	d									0715		0721			0758	0815	0700	
Leamington Spa (LMS)	d	0002	0024		0621		0629										0825	0840
Warwick (WRW)	d	0007	0028		0625		0633					0725			0803		0829	0845
Warwick Parkway (WRP)	d	0011	0031		0629		0636					0729			0806		0833	
Hatton (HTN)	d						0640					0734			0810			0852a
Lapworth (LPW)	d						0646					0740			0815			
Dorridge (DDG)	d	0021			0641		0650			0726		0745		0807	0819		0843	
Widney Manor (WMR)	d						0654			0731				0812	0824			
Solihull (SOL)	d	0027	0043		0647		0658			0734		0750		0815	0827		0849	
Olton (OLT)	d						0701			0737				0818	0831			
Acocks Green (ACG)	d						0704			0740				0821	0834			
Tyseley (TYS)	d						0706	0717		0742			0813	0824	0837			
Small Heath (SMA)	d						0709	0719		0745			0815		0839			
Bordesley (BBS)	d																	
Birmingham New Street (BHM)  12	a									0748						0849		
Birmingham Moor Street (BMO)	d	0039a	0055a		0658a		0715	0725		0751		0800e	0802a	0821	0830	0846		0900a
Birmingham Snow Hill (BSW)	a						0718	0727		0753		0802		0823	0832	0848		
Birmingham Snow Hill (BSW) 	d			0612		0701		0728	0736	0754		0806		0824	0839	0854		
Jewellery Quarter (JEQ) 	d			0614		0703		0730	0738	0756		0808		0826	0841	0856		
The Hawthorns (THW) 	d			0618		0707		0734	0742	0800		0812		0830	0845	0900		
Smethwick Galton Bridge (SGB)  7	d			0621		0710		0737	0745	0803		0815		0833	0848	0903		
Langley Green (LGG)	d			0624		0713		0740		0806				0836		0906		
Rowley Regis (ROW)	d			0627		0716		0743	0751	0810		0821		0839	0854	0909		
Old Hill (OHL)	d			0631		0719		0747		0813				0843		0913		
Cradley Heath (CRA)	d			0634		0722		0750	0756	0816		0826		0846	0859	0916		
Lye (LYE)	d			0637		0725		0753		0819				0849		0919		
Stourbridge Junction (SBJ)  2	a			0640		0729		0758	0801	0823		0831		0852	0904	0923		
Stourbridge Junction (SBJ)  2	d			0641		0729			0802	0823		0832		0853	0905	0923		
Hagley (HAG)	d			0644		0733			0806	0827				0856	0909	0927		
Blakedown (BKD)	d			0647		0736				0830				0900		0930		
Kidderminster (KID)	a			0652		0740			0811	0835		0839		0905	0914	0935		
Kidderminster (KID)	d			0652		0741			0812			0840			0915			
Hartlebury (HBY)	d			0657		0746			0817					0920				
Droitwich Spa (DTW)	d			0706		0754			0827			0851		0928				
Worcester Shrub Hill (WOS)  7	a																	
Worcester Foregate Street (WOF)  7	a			0715		0803			0836			0902		0939				
Malvern Link (MVL)	a																	
Great Malvern (GMV)	a																	

NOTES (see introductory pages for explanation of train operator codes and standard symbols)

- a Arrival time
- d Departure time
- x Stops on request
- e Arrives 6 minutes earlier

- A From Banbury, see table 115
- B From Reading to Manchester Piccadilly, see table 050
- C From High Wycombe, see table 113
- D From Southampton Central to Manchester Piccadilly, see table 050

Leamington Spa and Stratford-upon-Avon to Birmingham, Stourbridge, Kidderminster and Worcester

Saturdays

Operator	LM	LM	LM	XC	LM	LM	CH	LM	LM	XC	LM	LM	CH	LM	LM	XC	LM	LM	
Train ID	2V07	2K19	2V08	1M26	2W70	2V11	1R12	2K25	2V14	1M30	2W72	2V17	1R16	2K31	2V20	1M34	2W74	2V23	
Days of operation/Notes 1st Class/Reservations/Bus Catering facilities				B ◇ ⚡						E ◇ ⚡	F					B ◇ ⚡	G		
Stratford-upon-Avon (SAV)	d	0826			0903			0926			1003			1026			1103		
Stratford Parkway (STY)	d	0829			0906			0929			1006			1029			1106		
Wilmcote (WMC)	d	0832						0932						1032					
Wootton Waven (WWW)	d	0837x						0937x						1037x					
Henley-in-Arden (HNL)	d	0841						0941						1041					
Danzey (DZY)	d	0844x						0944x						1044x					
Wood End (WDE)	d	0848x						0948x						1048x					
The Lakes (TLK)	d	0850x						0950x						1050x					
Earlwood (West Midlands) (EWD)	d	0853						0953						1053					
Wythall (WYT)	d	0856						0956						1056					
Whitlocks End (WTE)	d	0842	0900			0940		1000			1040			1100				1140	
Shirley (SRL)	d	0844	0902			0942		1002			1042			1102				1142	
Yardley Wood (YRD)	d	0847	0905			0945		1005			1045			1105				1145	
Hall Green (HLG)	d	0850	0908			0948		1008			1048			1108				1148	
Spring Road (SRI)	d	0853	0910			0951		1010			1051			1110				1151	
London Marylebone (MYB)	⊖ 10 d				0915		0800			1015			0900						
Leamington Spa (LMS)	d						0932						1031			1115			
Warwick (WRW)	d						0936						1037						
Warwick Parkway (WRP)	d						0940						1043						
Hatton (HTN)	d						0945												
Lapworth (LPW)	d						0951												
Dorridge (DDG)	d		0909		0926		0956		1010		1026		1055		1109		1126		
Widney Manor (WMR)	d		0914		0931				1015		1031				1114		1131		
Solihull (SOL)	d		0917		0934		1001		1018		1034		1101		1117		1134		
Olton (OLT)	d		0920		0937				1021		1037				1120		1137		
Acoccks Green (ACG)	d		0922		0939				1023		1039				1122		1139		
Tyseley (TYS)	d	0856	0913			0942		1013			1042			1113				1142	
Small Heath (SMA)	d	0858	0915			0944		1015			1044			1115				1144	
Bordesley (BBS)	d																		
Birmingham New Street (BHM)	⊖ 12 a				0948					1048						1148			
Birmingham Moor Street (BMO)	d	0904	0921	0930		0950	0959	1012a	1021	1031		1050	1100	1112a	1121	1130		1150	1200
Birmingham Snow Hill (BSW)	a	0906	0923	0932		0952	1001		1023	1033		1052	1102		1123	1132		1152	1202
Birmingham Snow Hill (BSW)	d	0907	0924	0939		0954	1006		1024	1039		1054	1106		1124	1139		1154	1206
Jewellery Quarter (JEQ)	d	0909	0926	0941		0956	1008		1026	1041		1056	1108		1126	1141		1156	1208
The Hawthorns (THW)	d	0913	0930	0945		1000	1012		1030	1045		1100	1112		1130	1145		1200	1212
Smethwick Galton Bridge (SGB)	7 d	0916	0933	0948		1003	1015		1033	1048		1103	1115		1133	1148		1203	1215
Langley Green (LGG)	d		0936		1006				1036			1106			1136			1206	
Rowley Regis (ROW)	d	0921	0939	0954		1009	1021		1039	1054		1109	1121		1139	1154		1209	1221
Old Hill (OHL)	d		0943		1013				1043			1113			1143			1213	
Cradley Heath (CRA)	d	0926	0946	0959		1016	1026		1046	1059		1116	1126		1146	1159		1216	1226
Lye (LYE)	d		0949		1019				1049			1119			1149			1219	
Stourbridge Junction (SBJ)	2 a	0931	0952	1004		1022	1031		1052	1104		1122	1131		1152	1204		1222	1231
Stourbridge Junction (SBJ)	2 d	0932	0953	1005		1023	1032		1053	1105		1123	1132		1153	1205		1223	1232
Hagley (HAG)	d		0956	1009		1026			1056	1109		1126			1156	1209		1226	
Blakedown (BKD)	d		1000			1030			1100			1130			1200			1230	
Kidderminster (KID)	a	0939	1006	1014		1035	1039		1105	1114		1135	1139		1205	1214		1235	1239
Kidderminster (KID)	d	0940		1015			1040			1115			1140			1215			1240
Hartlebury (HBY)	d			1020						1120						1220			
Droitwich Spa (DTW)	d	0951		1028			1051			1128			1151			1228			1251
Worcester Shrub Hill (WOS)	7 a																		
Worcester Foregate Street (WOF)	7 a	1002		1039			1102			1139			1202			1239			1302
Malvern Link (MVL)	a																		
Great Malvern (GMV)	a																		












NOTES (see introductory pages for explanation of train operator codes and standard symbols)

- a Arrival time
- d Departure time
- x Stops on request

- B From Reading to Manchester Piccadilly, see table 050
- E From Bournemouth to Manchester Piccadilly, see table 050
- F Also calls at Bearley 1011 and Claverdon 1016
- G Also calls at Bearley 1111 and Claverdon 1116

Leamington Spa and Stratford-upon-Avon to Birmingham, Stourbridge, Kidderminster and Worcester

Saturdays

Operator Train ID Days of operation/Notes 1st Class/Reservations/Bus Catering facilities	CH	CH	LM	LM	XC	LM	LM	CH	LM	LM	XC	LM	LM	CH	CH	LM	LM	CH
	1R20	2D21	2K37	2V27	1M38 E □◇ ⌘	2W76	2V29	1R24	2K43	2V33	1M42 B □◇ ⌘	2W78	2V35	1R28	2D29	2K49	2V39	1R30
Stratford-upon-Avon (SAV)	d		1126			1202			1226			1302				1326		
Stratford Parkway (STY)	d		1129			1205			1229			1306				1329		
Wilmcote (WMC)	d		1132						1232							1332		
Wootton Waven (WWW)	d		1137x						1237x							1337x		
Henley-in-Arden (HNL)	d		1141						1241							1341		
Danzey (DZY)	d		1144x						1244x							1344x		
Wood End (WDE)	d		1148x						1248x							1348x		
The Lakes (TLK)	d		1150x						1250x							1350x		
Earlwood (West Midlands) (EWD)	d		1153						1253							1353		
Wythall (WYT)	d		1156						1256							1356		
Whitlocks End (WTE)	d		1200				1240		1300				1340			1400		
Shirley (SRL)	d		1202				1242		1302				1342			1402		
Yardley Wood (YRD)	d		1205				1245		1305				1345			1405		
Hall Green (HLG)	d		1208				1248		1308				1348			1408		
Spring Road (SRI)	d		1210				1251		1310				1351			1410		
London Marylebone (MYB) 	d	1000						1100						1200				1237
Leamington Spa (LMS)	d	1127	1132			1215		1229			1315			1327	1332			1357
Warwick (WRW)	d	1131	1137					1234						1331	1337			1402
Warwick Parkway (WRP)	d	1135						1238						1335				1406
Hatton (HTN)	d	1141	1144a											1341	1344a			
Lapworth (LPW)	d	1147												1347				
Dorridge (DDG)	d	1153		1209		1226	1249		1309		1328	1353				1409	1416	
Widney Manor (WMR)	d			1214		1231			1314		1331					1414		
Solihull (SOL)	d	1158		1217		1234	1255		1317		1335	1358				1417	1421	
Olton (OLT)	d			1220		1237			1320		1338					1420		
Acocks Green (ACG)	d			1222		1240			1322		1340					1422		
Tyseley (TYS)	d		1213			1243		1313			1343					1413		
Small Heath (SMA)	d		1215			1245		1315			1345					1415		
Bordesley (BBS)	d											1356						
Birmingham New Street (BHM) 	a					1248					1348							
Birmingham Moor Street (BMO)	d	1209a	1221	1230		1251	1300	1306a	1321	1330		1351	1401	1409a	1421	1430	1436a	
Birmingham Snow Hill (BSW) 	a		1223	1232		1253	1302		1323	1332		1353	1403		1423	1432		
Birmingham Snow Hill (BSW) 	d		1224	1239		1254	1306		1324	1339		1354	1406		1424	1439		
Jewellery Quarter (JEQ) 	d		1226	1241		1257	1308		1326	1341		1356	1408		1426	1441		
The Hawthorns (THW) 	d		1230	1245		1301	1312		1330	1345		1400	1412		1430	1445		
Smethwick Galton Bridge (SGB) 	d		1233	1248		1303	1315		1333	1348		1403	1415		1433	1448		
Langley Green (LGG)	d		1236			1306			1336			1406			1436			
Rowley Regis (ROW)	d		1239	1254		1309	1321		1339	1354		1409	1421		1439	1454		
Old Hill (OHL)	d		1243			1313			1343			1413			1443			
Cradley Heath (CRA)	d		1246	1259		1316	1326		1346	1359		1416	1426		1446	1459		
Lye (LYE)	d		1249			1319			1349			1419			1449			
Stourbridge Junction (SBJ) 	a		1252	1304		1322	1331		1352	1404		1422	1431		1452	1504		
Stourbridge Junction (SBJ) 	d		1253	1305		1323	1332		1353	1405		1423	1432		1453	1505		
Hagley (HAG)	d		1256	1309		1326			1356	1409		1426			1456	1509		
Blakedown (BKD)	d		1300			1330			1400			1430			1500			
Kidderminster (KID)	a		1305	1314		1336	1339		1405	1414		1436	1439		1505	1514		
Kidderminster (KID)	d			1315			1340			1415			1440			1515		
Hartlebury (HBY)	d			1320						1420						1520		
Droitwich Spa (DTW)	d			1328			1351			1428			1451			1528		
Worcester Shrub Hill (WOS) 	a												1502			1539		
Worcester Foregate Street (WOF) 	a			1339			1402			1439								
Malvern Link (MVL)	a																	
Great Malvern (GMV)	a																	








NOTES (see introductory pages for explanation of train operator codes and standard symbols)

- a Arrival time
d Departure time
x Stops on request

- B From Reading to Manchester Piccadilly, see table 050
E From Bournemouth to Manchester Piccadilly, see table 050

Leamington Spa and Stratford-upon-Avon to Birmingham, Stourbridge, Kidderminster and Worcester

Saturdays

Operator Train ID Days of operation/Notes 1st Class/Reservations/Bus Catering facilities	XC	LM	LM	CH	LM	LM	XC	LM	LM	CH	CH	LM	LM	XC	LM	LM	CH	LM	
	1M46 E P◇ ⚡	2W80	2V41	1R32	2K55	2V45	1M50 B P◇ ⚡	2W82	2V47	1R36	2D37	2K61	2V51	1M54 E P◇ ⚡	2W84	2V53	1R40	2K67	
Stratford-upon-Avon (SAV)	d	1403			1426			1503				1526				1603		1626	
Stratford Parkway (STY)	d	1406			1429			1506				1529				1606		1629	
Wilmcote (WMC)	d				1432							1532						1632	
Wootton Waven (WWW)	d				1437x							1537x						1637x	
Henley-in-Arden (HNL)	d				1441							1541						1641	
Danzey (DZY)	d				1444x							1544x						1644x	
Wood End (WDE)	d				1448x							1548x						1648x	
The Lakes (TLK)	d				1450x							1550x						1650x	
Earlwood (West Midlands) (EWD)	d				1453							1553						1653	
Wythall (WYT)	d				1456							1556						1656	
Whitlocks End (WTE)	d		1440		1500				1540			1600				1640		1700	
Shirley (SRL)	d		1442		1502				1542			1602				1642		1702	
Yardley Wood (YRD)	d		1445		1505				1545			1605				1645		1705	
Hall Green (HLG)	d		1448		1508				1548			1608				1648		1708	
Spring Road (SRI)	d		1451		1510				1551			1610				1651		1710	
London Marylebone (MYB) 	d			1300						1400							1500		
Leamington Spa (LMS)	d	1415		1431			1515			1527	1532			1615				1631	
Warwick (WRW)	d			1437						1531	1537							1637	
Warwick Parkway (WRP)	d			1443						1535								1643	
Hatton (HTN)	d									1541	1544a								
Lapworth (LPW)	d									1547									
Dorridge (DDG)	d		1426		1455		1509		1526		1553		1609		1626		1655		
Widney Manor (WMR)	d		1431				1514		1531				1614		1631				
Solihull (SOL)	d		1434		1501		1517		1534		1558		1617		1634		1701		
Olton (OLT)	d		1437				1520		1537				1620		1637				
Acoccks Green (ACG)	d		1439				1522		1539				1622		1639				
Tyseley (TYS)	d		1442			1513			1542				1613		1642			1713	
Small Heath (SMA)	d		1444			1515			1544				1615		1644			1715	
Bordesley (BBS)	d																		
Birmingham New Street (BHM) 	a	1448						1548						1649					
Birmingham Moor Street (BMO)	d		1450	1500	1512a	1521	1530		1550	1600	1609a		1621	1630		1650	1700	1712a	1721
Birmingham Snow Hill (BSW)	a		1452	1502		1523	1532		1552	1603			1623	1632		1652	1702		1723
Birmingham Snow Hill (BSW)	d		1454	1506		1524	1539		1554	1606			1624	1639		1654	1706		1724
Jewellery Quarter (JEQ)	d		1456	1508		1526	1541		1556	1608			1626	1641		1656	1708		1726
The Hawthorns (THW)	d		1500	1512		1530	1545		1600	1612			1630	1645		1700	1712		1730
Smethwick Galton Bridge (SGB) 	d		1503	1515		1533	1548		1603	1615			1633	1648		1703	1715		1733
Langley Green (LGG)	d		1506			1536			1606				1636		1706				1736
Rowley Regis (ROW)	d		1509	1521		1539	1554		1609	1621			1639	1654		1709	1721		1739
Old Hill (OHL)	d		1513			1543			1613				1643		1713				1743
Cradley Heath (CRA)	d		1516	1526		1546	1559		1616	1626			1646	1659		1716	1726		1746
Lye (LYE)	d		1519			1549			1619				1649		1719				1749
Stourbridge Junction (SBJ) 	a		1522	1531		1552	1604		1622	1631			1652	1704		1722	1731		1752
Stourbridge Junction (SBJ) 	d		1523	1532		1553	1605		1623	1632			1653	1705		1723	1732		1753
Hagley (HAG)	d		1526			1556	1609		1626				1656	1709		1726			1756
Blakedown (BKD)	d		1530			1600			1630				1700		1730				1800
Kidderminster (KID)	a		1535	1539		1606	1614		1635	1639			1706	1714		1735	1739		1806
Kidderminster (KID)	d			1540			1615			1640				1715			1740		
Hartlebury (HBY)	d						1620							1720					
Droitwich Spa (DTW)	d			1551			1628			1651				1728			1750		
Worcester Shrub Hill (WOS) 	a									1659						1800			
Worcester Foregate Street (WOF) 	a			1602			1639							1739					
Malvern Link (MVL)	a																		
Great Malvern (GMV)	a																		

NOTES (see introductory pages for explanation of train operator codes and standard symbols)

- a Arrival time
d Departure time
x Stops on request

- B From Reading to Manchester Piccadilly, see table 050
E From Bournemouth to Manchester Piccadilly, see table 050

Leamington Spa and Stratford-upon-Avon to Birmingham, Stourbridge, Kidderminster and Worcester

Saturdays

Operator	LM	XC	LM	LM	CH	LM	LM	LM	CH	XC	CH	XC	LM	LM	LM	LM	LM	CH
Train ID	2V57	1M58	2W86	2V59	1R44	2K73	2V64	2W71	2D45	1M62	1K48	1M66	2V65	2K79	2V67	2W90	2V54	1R52
Days of operation/Notes		B	H					J		E		B						
1st Class/Reservations/Bus		1	1							1		1						
Catering facilities		1	1							1		1						
Stratford-upon-Avon (SAV)	d		1703			1726		1802						1826			1908	
Stratford Parkway (STY)	d		1706			1729		1806						1830			1912	
Wilmcote (WMC)	d					1732								1833				
Wootton Waven (WWW)	d					1737x								1837x				
Henley-in-Arden (HNL)	d					1741								1841				
Danzey (DZY)	d					1744x								1845x				
Wood End (WDE)	d					1748x								1849x				
The Lakes (TLK)	d					1750x								1851x				
Earlwood (West Midlands) (EWD)	d					1753								1854				
Wythall (WYT)	d					1756								1857				
Whitlocks End (WTE)	d			1740		1800							1845	1900			1936	
Shirley (SRL)	d			1742		1802							1848	1902			1939	
Yardley Wood (YRD)	d			1745		1805							1850	1905			1941	
Hall Green (HLG)	d			1748		1808							1854	1908			1945	
Spring Road (SRI)	d			1751		1810							1856	1910			1947	
London Marylebone (MYB)	10 d				1600						1700							1800
Leamington Spa (LMS)	d	1715			1727					1815	1825	1915						1924
Warwick (WRW)	d				1731				1732		1830							1928
Warwick Parkway (WRP)	d				1735				1737		1835							1932
Hatton (HTN)	d				1741				1744a									
Lapworth (LPW)	d				1747													
Dorridge (DDG)	d	1709		1726	1753		1809	1827			1846				1916	1929		1942
Widney Manor (WMR)	d	1714		1731			1814	1830							1921	1934		
Solihull (SOL)	d	1717		1734	1758		1817	1834			1851				1924	1937		1948
Olton (OLT)	d	1720		1737			1821	1837							1927	1940		
Acocks Green (ACG)	d	1722		1739			1823	1839							1929	1943		
Tyseley (TYS)	d			1742		1813		1842					1913	1932				
Small Heath (SMA)	d			1744		1815		1844					1915	1934				
Bordesley (BBS)	d																	
Birmingham New Street (BHM)	12 a	1748								1848		1948						
Birmingham Moor Street (BMO)	d	1730		1750	1800	1809a	1821	1831	1850			1900		1905	1921	1940	1950	1955
Birmingham Snow Hill (BSW)	a	1732		1752	1803		1823	1833	1852			1902		1907	1923	1942	1953	1957
Birmingham Snow Hill (BSW)	d	1739		1754	1806		1824	1839	1853			1906		1912	1924	1945	1954	2004
Jewellery Quarter (JEQ)	d	1741		1756	1808		1826	1841	1855					1915	1926	1947	1956	2006
The Hawthorns (THW)	d	1745		1800	1812		1830	1845	1859					1919	1930	1951	2000	2010
Smethwick Galton Bridge (SGB)	7 d	1748		1803	1815		1833	1848	1902					1922	1933	1954	2003	2013
Langley Green (LGG)	d			1806			1836		1905						1936		2006	
Rowley Regis (ROW)	d	1754		1809	1821		1839	1854	1909		1919		1928	1939	2000	2009	2018	
Old Hill (OHL)	d			1813			1843		1912						1942		2013	
Cradley Heath (CRA)	d	1759		1816	1826		1846	1859	1915				1933	1945	2005	2016	2023	
Lye (LYE)	d			1819			1849		1918					1948		2019		
Stourbridge Junction (SBJ)	2 a	1804		1822	1831		1852	1904	1922			1928	1938	1952	2010	2022	2028	
Stourbridge Junction (SBJ)	2 d	1805		1823	1832		1853	1905	1922			1930	1939	1952	2011	2023	2029	
Hagley (HAG)	d	1809		1826			1856	1909	1926					1956	2015	2026	2033	
Blakedown (BKD)	d			1830			1900		1929					2000	2018	2030		
Kidderminster (KID)	a	1814		1835	1839		1905	1914	1933			1941	1946	2006	2024	2036	2038	
Kidderminster (KID)	d	1815			1840			1915					1947		2025		2039	
Hartlebury (HBY)	d	1820						1920							2030		2044	
Droitwich Spa (DTW)	d	1828			1851			1928					1958		2038		2052	
Worcester Shrub Hill (WOS)	7 a				1859													
Worcester Foregate Street (WOF)	7 a	1839						1939					2008		2047		2101	
Malvern Link (MVL)	a																	
Great Malvern (GMV)	a																	

NOTES (see introductory pages for explanation of train operator codes and standard symbols)

- a Arrival time
- d Departure time
- x Stops on request

- B From Reading to Manchester Piccadilly, see table 050
- E From Bournemouth to Manchester Piccadilly, see table 050
- H Also calls at Bearley 1711 and Claverdon 1716
- J Also calls at Bearley 1811 and Claverdon 1816

Leamington Spa and Stratford-upon-Avon to Birmingham, Stourbridge, Kidderminster and Worcester

Saturdays

Operator Train ID Days of operation/Notes 1st Class/Reservations/Bus Catering facilities	CH	LM	LM	LM	CH	XC	LM	CH	LM	LM	CH	XC	LM	LM	LM	CH	CH	LM	
	2D53	2B68	2K85	2V75	1R54	1M70 E □◇ ≡	2V56	1R56	2B91	2J77	1K58	1M74 B □◇ ≡	2B79	2V58	2B93	1R60	2D61	2J94	
Stratford-upon-Avon (SAV)	d		1926							2026								2126	
Stratford Parkway (STY)	d		1929							2030								2130	
Wilmcote (WMC)	d		1932							2033								2133	
Wootton Waven (WWW)	d		1937x							2037x									
Henley-in-Arden (HNL)	d		1941							2041								2140	
Danzey (DZY)	d		1944x							2045x									
Wood End (WDE)	d		1948x							2049x								2146x	
The Lakes (TLK)	d		1950x							2051x								2148x	
Earlwood (West Midlands) (EWD)	d		1953							2054								2151	
Wythall (WYT)	d		1956							2057								2154	
Whitlocks End (WTE)	d		2000					2032		2101				2140				2158	
Shirley (SRL)	d		2002					2035		2103				2142				2200	
Yardley Wood (YRD)	d		2005					2037		2106				2145				2203	
Hall Green (HLG)	d		2008					2041		2109				2148				2206	
Spring Road (SRI)	d		2010					2043		2111				2150				2208	
London Marylebone (MYB)	☉ 10 d					1837			1900				1937				2000		
Leamington Spa (LMS)	d	1932				2001	2015		2025				2055	2115			2127	2132	
Warwick (WRW)	d	1937				2006			2030				2059				2131	2137	
Warwick Parkway (WRP)	d					2010			2033				2103				2135		
Hatton (HTN)	d	1944a				2016											2141	2144a	
Lapworth (LPW)	d					2022											2147		
Dorridge (DDG)	d		1947		2017	2027			2043	2046			2114		2116		2146	2154	
Widney Manor (WMR)	d		1952		2022					2051				2121		2151			
Solihull (SOL)	d		1955		2025	2033			2049	2054			2119		2124		2154	2200	
Olton (OLT)	d		1958		2028					2057					2127		2157		
Acocks Green (ACG)	d		2000		2031					2100					2130		2200		
Tyseley (TYS)	d			2013					2046	2102								2211	
Small Heath (SMA)	d			2015					2049									2213	
Bordesley (BBS)	d																		
Birmingham New Street (BHM)	🚆 12 a						2048									2149			
Birmingham Moor Street (BMO)	d		2008	2021	2038	2045a			2055	2102a	2107	2118	2129		2138	2159	2208	2212a	2221c
Birmingham Snow Hill (BSW)	a		2010	2023	2041				2057		2110	2120	2131		2142	2201	2212		2223
Birmingham Snow Hill (BSW)	🚆 d			2024	2044				2104			2122	2134			2203			2224
Jewellery Quarter (JEQ)	🚆 d			2026	2046				2106			2124				2205			2226
The Hawthorns (THW)	🚆 d			2030	2050				2110			2128				2209			2230
Smethwick Galton Bridge (SGB)	7 d			2033	2053				2113			2131				2212			2233
Langley Green (LGG)	d			2036					2116			2134				2215			2236
Rowley Regis (ROW)	d			2039	2059				2120			2138	2147			2218			2240
Old Hill (OHL)	d			2042					2123			2141				2222			2243
Cradley Heath (CRA)	d			2045	2104				2126			2144				2225			2246
Lye (LYE)	d			2049					2129			2147				2228			2249
Stourbridge Junction (SBJ)	2 a			2052	2109				2133			2151	2156			2231			2253
Stourbridge Junction (SBJ)	2 d			2053	2110				2133				2158			2232			
Hagley (HAG)	d			2057	2114				2137							2235			
Blakedown (BKD)	d			2100	2117				2140							2238			
Kidderminster (KID)	a			2106	2121				2145				2209			2243			
Kidderminster (KID)	d				2122				2146							2243			
Hartlebury (HBY)	d				2127				2152							2248			
Droitwich Spa (DTW)	d				2135				2200							2259f			
Worcester Shrub Hill (WOS)	7 a								2210										
Worcester Foregate Street (WOF)	7 a				2146										2309				
Malvern Link (MVL)	a																		
Great Malvern (GMV)	a																		

NOTES (see introductory pages for explanation of train operator codes and standard symbols)

- a Arrival time
- d Departure time
- x Stops on request
- c Arrives 4 minutes earlier
- f Arrives 3 minutes earlier

- B From Reading to Manchester Piccadilly, see table 050
- E From Bournemouth to Manchester Piccadilly, see table 050

Leamington Spa and Stratford-upon-Avon to Birmingham, Stourbridge, Kidderminster and Worcester

Saturdays

Operator Train ID Days of operation/Notes 1st Class/Reservations/Bus	CH	XC	LM	CH	LM	CH	LM
	1R62	1M78 K □◇	2V60	1R64	2J97	1R68	2W88
Stratford-upon-Avon (SAV)	d				2231		2330
Stratford Parkway (STY)	d				2235		2334
Wilmcote (WMC)	d				2238		
Wootton Wawen (WWW)	d						
Henley-in-Arden (HNL)	d				2245		
Danzey (DZY)	d						
Wood End (WDE)	d						
The Lakes (TLK)	d						
Earlswood (West Midlands) (EWD)	d						
Wythall (WYT)	d				2254		
Whitlocks End (WTE)	d				2258		
Shirley (SRL)	d				2300		
Yardley Wood (YRD)	d				2303		
Hall Green (HLG)	d				2306		
Spring Road (SRI)	d				2308		
London Marylebone (MYB)	⊖ 10 d	2037		2100		2208	
Leamington Spa (LMS)	d	2157	2215	2231		2328	
Warwick (WRW)	d	2202		2237		2332	
Warwick Parkway (WRP)	d	2206		2243		2337	
Hatton (HTN)	d						
Lapworth (LPW)	d						
Dorridge (DDG)	d	2216		2232	2255	2347	
Widney Manor (WMR)	d			2237			
Solihull (SOL)	d	2221		2240	2301	2353	
Olton (OLT)	d			2243			
Acocks Green (ACG)	d			2246			
Tyseley (TYS)	d			2249	2311		
Small Heath (SMA)	d			2251	2313		
Bordesley (BBS)	d						
Birmingham New Street (BHM)	⊖ 12 a		2249				
Birmingham Moor Street (BMO)	d	2232a		2257	2312a	2319	0004a 0007s
Birmingham Snow Hill (BSW)	a			2259	2321		0010
Birmingham Snow Hill (BSW)	d			2300		2322	
Jewellery Quarter (JEQ)	d			2303		2324	
The Hawthorns (THW)	d			2307		2328	
Smethwick Galton Bridge (SGB)	7 d			2310		2331	
Langley Green (LGG)	d			2313		2334	
Rowley Regis (ROW)	d			2316		2337	
Old Hill (OHL)	d			2319		2341	
Cradley Heath (CRA)	d			2323		2344	
Lye (LYE)	d			2326		2347	
Stourbridge Junction (SBJ)	2 a			2329		2351	
Stourbridge Junction (SBJ)	2 d			2330			
Hagley (HAG)	d			2333			
Blakedown (BKD)	d			2336			
Kidderminster (KID)	a			2341			
Kidderminster (KID)	d			2342			
Hartlebury (HBY)	d			2347			
Droitwich Spa (DTW)	d			2354			
Worcester Shrub Hill (WOS)	7 a			0005			
Worcester Foregate Street (WOF)	7 a						
Malvern Link (MVL)	a						
Great Malvern (GMV)	a						












NOTES (see introductory pages for explanation of train operator codes and standard symbols)

- a Arrival time
- d Departure time
- s Stops to set down only

K From Bournemouth, see table 050

Leamington Spa and Stratford-upon-Avon to Birmingham, Stourbridge, Kidderminster and Worcester

Sundays

Operator Train ID Days of operation/Notes 1st Class/Reservations/Bus Catering facilities	LM	LM	LM	CH	XC	LM	LM	CH	CH	XC	LM	LM	CH	XC	LM	LM	CH	XC
	2B00	2V00	2B48	1R12	1M30 A □◇ ⚡	2V02	2J50	1R16	2D17	1M34 B □◇ ⚡	2V04	2J52	1R20	1M38 C □◇ ⚡	2V06	2J54	1R24	1M42 A □◇ ⚡
Stratford-upon-Avon (SAV)	d					0927					1027				1126			
Stratford Parkway (STY)	d					0931					1031				1130			
Wilmcote (WMC)	d					0934					1034				1133			
Wootton Waven (WWW)	d					0938x					1038x				1137x			
Henley-in-Arden (HNL)	d					0942					1042				1141			
Danzey (DZY)	d																	
Wood End (WDE)	d																	
The Lakes (TLK)	d					0949x					1049x				1148x			
Earlwood (West Midlands) (EWD)	d					0952					1052				1151			
Wythall (WYT)	d					0954					1054				1153			
Whitlocks End (WTE)	d		0907			0957					1057				1156			
Shirley (SRL)	d		0910			1000					1100				1159			
Yardley Wood (YRD)	d		0912			1002					1102				1201			
Hall Green (HLG)	d		0915			1006					1106				1205			
Spring Road (SRI)	d		0917			1008					1108				1207			
London Marylebone (MYB) 	d			0800				0900					1000				1100	
Leamington Spa (LMS)	d			0928	1015			1031		1115			1127	1215			1231	1315
Warwick (WRW)	d			0933				1037	1045				1131				1237	
Warwick Parkway (WRP)	d			0938				1043					1135				1243	
Hatton (HTN)	d			0944					1052a				1141					
Lapworth (LPW)	d			0950									1147					
Dorridge (DDG)	d	0857		0927	0956		1027	1055				1127	1153			1227	1255	
Widney Manor (WMR)	d	0902		0932			1032					1132				1232		
Solihull (SOL)	d	0905		0935	1001		1035	1101				1135	1158			1235	1301	
Olton (OLT)	d	0908		0938			1038					1138				1238		
Acoccks Green (ACG)	d	0911		0941			1041					1141				1241		
Tyseley (TYS)	d					1011					1111				1210			
Small Heath (SMA)	d																	
Birmingham New Street (BHM) 	a				1049					1149				1249				1348
Birmingham Moor Street (BMO)	d	0918	0924	0950	1012a		1016	1048	1112a		1117	1148	1209a		1216	1248	1312a	
Birmingham Snow Hill (BSW) 	a	0920	0927	0952			1019	1050			1119	1150			1218	1250		
Birmingham Snow Hill (BSW) 	d		0929				1022	1052			1122	1152			1222	1252		
Jewellery Quarter (JEQ) 	d		0931				1024	1054			1124	1154			1224	1254		
The Hawthorns (THW) 	d		0935				1028	1058			1128	1158			1228	1258		
Smethwick Galton Bridge (SGB) 	d		0938				1031	1101			1131	1201			1231	1301		
Langley Green (LGG)	d						1104					1204				1304		
Rowley Regis (ROW)	d		0944				1037	1107			1137	1207			1237	1307		
Old Hill (OHL)	d							1110				1210				1310		
Cradley Heath (CRA)	d		0949				1042	1114			1142	1214			1242	1314		
Lye (LYE)	d							1117				1217				1317		
Stourbridge Junction (SBJ) 	a		0954				1047	1121			1147	1221			1247	1321		
Stourbridge Junction (SBJ) 	d		0955				1047				1147				1247			
Hagley (HAG)	d		0958				1051				1151				1251			
Blakedown (BKD)	d						1054				1154				1254			
Kidderminster (KID)	a		1004				1059				1159				1259			
Kidderminster (KID)	d		1004				1059				1159				1259			
Hartlebury (HBY)	d		1010								1204							
Droitwich Spa (DTW)	d		1018				1111				1213				1311			
Worcester Shrub Hill (WOS) 	a		1026				1119											
Worcester Foregate Street (WOF) 	a		1033				1135				1222				1320			
Malvern Link (MVL)	a																	
Great Malvern (GMV)	a																	

NOTES (see introductory pages for explanation of train operator codes and standard symbols)

- a Arrival time
- d Departure time
- x Stops on request

- A From Reading to Manchester Piccadilly, see table 050
- B From Southampton Central to Manchester Piccadilly, see table 050
- C From Bournemouth to Manchester Piccadilly, see table 050

Leamington Spa and Stratford-upon-Avon to Birmingham, Stourbridge, Kidderminster and Worcester

Sundays

Operator	LM	LM	CH	CH	LM	CH	XC	LM	CH	XC	LM	LM	CH	CH	XC	LM	LM	LM
Train ID	2V08	2J56	1R28	2D29	2V10	1R30	1M46	2J58	1R32	1M50	2V12	2J60	1R36	2D37	1M54	2V16	2J62	2V17
Days of operation/Notes 1st Class/Reservations/Bus Catering facilities							C P◇ ≡			A P◇ ≡					C P◇ ≡			
Stratford-upon-Avon (SAV)	d	1227			1327						1427					1527		
Stratford Parkway (STY)	d	1231			1331						1431					1531		
Wilmcote (WMC)	d	1234			1334						1434					1534		
Wootton Waven (WWW)	d	1238x			1338x						1438x					1538x		
Henley-in-Arden (HNL)	d	1242			1342						1442					1542		
Danzey (DZY)	d																	
Wood End (WDE)	d																	
The Lakes (TLK)	d	1249x			1349x						1449x					1549x		
Earlwood (West Midlands) (EWD)	d	1252			1352						1452					1552		
Wythall (WYT)	d	1254			1354						1454					1554		
Whitlocks End (WTE)	d	1257			1357						1457					1557		
Shirley (SRL)	d	1300			1400						1500					1600		
Yardley Wood (YRD)	d	1302			1402						1502					1602		
Hall Green (HLG)	d	1306			1406						1506					1606		
Spring Road (SRI)	d	1308			1408						1508					1608		
London Marylebone (MYB)	10 d		1200			1237		1300					1400					
Leamington Spa (LMS)	d		1327	1340		1357	1415	1431	1515				1527	1540	1615			
Warwick (WRW)	d		1331	1345		1401		1437					1531	1545				
Warwick Parkway (WRP)	d		1335			1405		1443					1535					
Hatton (HTN)	d		1341	1352a									1541	1552a				
Lapworth (LPW)	d		1347										1547					
Dorridge (DDG)	d	1327	1353			1415		1427	1455			1527	1553				1627	
Widney Manor (WMR)	d	1332						1432				1532					1632	
Solihull (SOL)	d	1335	1358			1421		1435	1501			1535	1558				1635	
Olton (OLT)	d	1338						1438				1538					1638	
Acocks Green (ACG)	d	1341						1441				1541					1641	
Tyseley (TYS)	d	1311			1411						1511					1611		
Small Heath (SMA)	d																	
Birmingham New Street (BHM)	12 a						1448			1548					1648			
Birmingham Moor Street (BMO)	d	1317	1348	1409a		1417	1432a	1448	1512a		1517	1548	1609a			1617	1648	1702
Birmingham Snow Hill (BSW)	a	1319	1350			1419		1450			1519	1550				1619	1650	1704
Birmingham Snow Hill (BSW)	d	1322	1352			1422		1452			1522	1552				1622	1651	1706
Jewellery Quarter (JEQ)	d	1324	1354			1424		1454			1524	1554				1624	1653	
The Hawthorns (THW)	d	1328	1358			1428		1458			1528	1558				1628	1657	
Smethwick Galton Bridge (SGB)	7 d	1331	1401			1431		1501			1531	1601				1631	1700	
Langley Green (LGG)	d		1404					1504				1604					1703	
Rowley Regis (ROW)	d	1337	1407			1437		1507			1537	1607				1637	1706	
Old Hill (OHL)	d		1410					1510				1610					1709	
Cradley Heath (CRA)	d	1342	1414			1442		1514			1542	1614				1642	1713	
Lye (LYE)	d		1417					1517				1617					1716	
Stourbridge Junction (SBJ)	2 a	1347	1421			1447		1521			1547	1621				1647	1720	1723
Stourbridge Junction (SBJ)	2 d	1347				1447					1547					1647		1724
Hagley (HAG)	d	1351				1451					1551					1651		1727
Blakedown (BKD)	d					1454										1654		
Kidderminster (KID)	a	1356				1459					1556					1658		1733
Kidderminster (KID)	d	1357				1459					1557					1659		1733
Hartlebury (HBY)	d	1402									1602							
Droitwich Spa (DTW)	d	1410				1511					1610					1710		1745
Worcester Shrub Hill (WOS)	7 a																	1752
Worcester Foregate Street (WOF)	7 a	1419				1520					1619					1719		
Malvern Link (MVL)	a																	
Great Malvern (GMV)	a																	

NOTES (see introductory pages for explanation of train operator codes and standard symbols)

- a Arrival time
- d Departure time
- x Stops on request

- A From Reading to Manchester Piccadilly, see table 050
- C From Bournemouth to Manchester Piccadilly, see table 050

Leamington Spa and Stratford-upon-Avon to Birmingham, Stourbridge, Kidderminster and Worcester

Sundays

Operator Train ID Days of operation/Notes 1st Class/Reservations/Bus Catering facilities	CH	LM	LM	XC	CH	LM	LM	CH	XC	CH	XC	LM	CH	CH	LM	CH	XC	CH
	1R40	2V18	2J64	1M58 A □◇ ≡	1R44	2V20	2B66	2D45	1M62 C □◇ ≡	1K48	1M66 A □◇ ≡	2V22	1R52	2D53	2V28	1R54	1M70 C □◇ ≡	1R56
Stratford-upon-Avon (SAV)	d	1627				1727						1827				1927		
Stratford Parkway (STY)	d	1631				1731						1831				1931		
Wilmcote (WMC)	d	1634				1734						1834				1934		
Wootton Waven (WWW)	d	1638x				1738x						1838x				1938x		
Henley-in-Arden (HNL)	d	1642				1743						1843				1943		
Danzey (DZY)	d																	
Wood End (WDE)	d																	
The Lakes (TLK)	d	1649x				1749x						1849x				1949x		
Earlwood (West Midlands) (EWD)	d	1652																
Wythall (WYT)	d	1654				1753						1853				1953		
Whitlocks End (WTE)	d	1657				1756						1856				1956		
Shirley (SRL)	d	1700				1759						1859				1959		
Yardley Wood (YRD)	d	1702				1801						1901				2001		
Hall Green (HLG)	d	1706				1805						1905				2005		
Spring Road (SRI)	d	1708				1807						1907				2007		
London Marylebone (MYB)	☉ 10 d	1500			1600				1700		1800		1900		2000		2100	
Leamington Spa (LMS)	d	1631		1715	1727			1740	1815	1827	1915		1927	1940		1958	2015	2028
Warwick (WRW)	d	1637			1731			1745		1832			1931	1945		2003		2034
Warwick Parkway (WRP)	d	1643			1735					1838			1935			2007		2040
Hatton (HTN)	d				1741			1752a					1941	1952a				
Lapworth (LPW)	d				1747								1947					
Dorridge (DDG)	d	1655		1727	1753		1827			1850			1953			2017		2052
Widney Manor (WMR)	d			1732			1832											
Solihull (SOL)	d	1701		1735	1758		1835			1856			1958			2023		2058
Olton (OLT)	d			1738			1838											
Acoccks Green (ACG)	d			1741			1841											
Tyseley (TYS)	d		1711			1810						1910				2010		
Small Heath (SMA)	d																	
Birmingham New Street (BHM)	🚆 12 a			1748					1848		1948						2048	
Birmingham Moor Street (BMO)	d	1712a	1717	1748		1809a	1815	1848		1906		1915	2009a		2015	2034a		2109a
Birmingham Snow Hill (BSW)	🚆 a		1719	1750			1817	1850		1908		1917			2017			
Birmingham Snow Hill (BSW)	🚆 d		1722	1752			1822			1910		1922			2022			
Jewellery Quarter (JEQ)	🚆 d		1724	1754			1824					1924			2024			
The Hawthorns (THW)	🚆 d		1728	1758			1828					1928			2028			
Smethwick Galton Bridge (SGB)	7 d		1731	1801			1831					1931			2031			
Langley Green (LGG)	d			1804														
Rowley Regis (ROW)	d		1737	1807			1837			1923		1937			2037			
Old Hill (OHL)	d			1810														
Cradley Heath (CRA)	d		1742	1814			1842					1942			2042			
Lye (LYE)	d			1817														
Stourbridge Junction (SBJ)	2 a		1747	1820			1847			1932		1947			2047			
Stourbridge Junction (SBJ)	2 d		1747				1847			1934		1947			2047			
Hagley (HAG)	d		1751				1851					1951			2051			
Blakedown (BKD)	d						1854											
Kidderminster (KID)	a		1756				1859			1945		1957			2057			
Kidderminster (KID)	d		1757				1859					1957			2057			
Hartlebury (HBY)	d		1803									2002						
Droitwich Spa (DTW)	d		1811				1911					2011			2109			
Worcester Shrub Hill (WOS)	7 a						1919					2019			2117			
Worcester Foregate Street (WOF)	7 a		1821												2125			
Malvern Link (MVL)	a																	
Great Malvern (GMV)	a																	

NOTES (see introductory pages for explanation of train operator codes and standard symbols)

- a Arrival time
- d Departure time
- x Stops on request

- A From Reading to Manchester Piccadilly, see table 050
- C From Bournemouth to Manchester Piccadilly, see table 050

Leamington Spa and Stratford-upon-Avon to Birmingham, Stourbridge, Kidderminster and Worcester

Sundays

Operator Train ID Days of operation/Notes 1st Class/Reservations/Bus	CH	XC	LM	CH	XC	LM	CH	CH
	1K58	1M74 A □◇	2V30	1R60	1M78 D □◇	2V32	1R64	1R68
Stratford-upon-Avon (SAV)	d							
Stratford Parkway (STY)	d							
Wilmcote (WMC)	d							
Wootton Wawen (WWW)	d							
Henley-in-Arden (HNL)	d							
Danzey (DZY)	d							
Wood End (WDE)	d							
The Lakes (TLK)	d							
Earlwood (West Midlands) (EWD)	d							
Wythall (WYT)	d							
Whitlocks End (WTE)	d							
Shirley (SRL)	d							
Yardley Wood (YRD)	d							
Hall Green (HLG)	d							
Spring Road (SRI)	d							
London Marylebone (MYB)	☞ 10 d	1937		2000			2100	2208
Leamington Spa (LMS)	d	2058	2115	2132	2212		2225	2327
Warwick (WRW)	d	2103		2136			2231	2332
Warwick Parkway (WRP)	d	2107		2140			2237	2337
Hatton (HTN)	d			2146				
Lapworth (LPW)	d			2152				
Dorridge (DDG)	d	2117		2158			2249	2347
Widney Manor (WMR)	d							
Solihull (SOL)	d	2123		2203			2255	2353
Olton (OLT)	d							
Acocks Green (ACG)	d							
Tyseley (TYS)	d							
Small Heath (SMA)	d							
Birmingham New Street (BHM)	🚆 12 a		2148		2244			
Birmingham Moor Street (BMO)	d	2133		2143	2214a	2251	2306a	0004a
Birmingham Snow Hill (BSW)	🚆 a	2135		2145		2253		
Birmingham Snow Hill (BSW)	🚆 d	2137		2146		2255		
Jewellery Quarter (JEQ)	🚆 d			2148		2257		
The Hawthorns (THW)	🚆 d			2152		2301		
Smethwick Galton Bridge (SGB)	7 d			2155		2304		
Langley Green (LGG)	d							
Rowley Regis (ROW)	d	2150		2200		2310		
Old Hill (OHL)	d							
Cradley Heath (CRA)	d			2205		2315		
Lye (LYE)	d							
Stourbridge Junction (SBJ)	2 a	2159		2210		2320		
Stourbridge Junction (SBJ)	2 d	2200		2210		2322		
Hagley (HAG)	d			2214		2325		
Blakedown (BKD)	d							
Kidderminster (KID)	a	2210		2219		2331		
Kidderminster (KID)	d			2220		2331		
Hartlebury (HBY)	d							
Droitwich Spa (DTW)	d			2231		2343		
Worcester Shrub Hill (WOS)	7 a			2239		2351		
Worcester Foregate Street (WOF)	7 a							
Malvern Link (MVL)	a							
Great Malvern (GMV)	a							

NOTES (see introductory pages for explanation of train operator codes and standard symbols)

a Arrival time
d Departure time

A From Reading to Manchester Piccadilly, see table 050
D From Bournemouth, see table 050

Worcester, Kidderminster and Stourbridge to Birmingham, Leamington Spa and Stratford-upon-Avon

Mondays to Fridays

Operator	LM	CH	CH	CH	XC	CH	LM	LM	CH	CH	LM	XC	LM	CH	CH	CH	LM	LM
Train ID	2H87	2U90	1H04	1H07	1002	1H10	2D00	2S02	2L13	1H14	2C02	1004	2H04	1H17	2H22	2L22	2S06	2C06
Days of operation/Notes	MX	MX A			B							C						
1st Class/Reservations/Bus Catering facilities					□◇							□◇						
Great Malvern (GMV)	d																	
Malvern Link (MVL)	d																	
Worcester Foregate Street (WOF)	7 d																	
Worcester Shrub Hill (WOS)	7 d										0530							0633
Droitwich Spa (DTW)	d										0538							0641
Hartlebury (HBY)	d										0545							0648
Kidderminster (KID)	a										0550							0653
Kidderminster (KID)	d										0551							0654
Blakedown (BKD)	d										0555							0659
Hagley (HAG)	d										0558							0702
Stourbridge Junction (SBJ)	2 d										0602		0624	0641			0652	0706
Lye (LYE)	d										0606		0628				0656	
Cradley Heath (CRA)	d										0609		0631				0659	0712
Old Hill (OHL)	d										0613		0634				0702	
Rowley Regis (ROW)	d										0616		0638	0652			0706	0718
Langley Green (LGG)	d										0619		0641				0709	
Smethwick Galton Bridge (SGB)	7 d										0623		0644	0658			0712	0723
The Hawthorns (THW)	d										0625		0646				0714	0725
Jewellery Quarter (JEQ)	d										0629		0650				0718	0729
Birmingham Snow Hill (BSW)	a										0633		0654	0705			0722	0732
Birmingham Snow Hill (BSW)	d						0611	0622			0635		0656	0707		0719	0725	0733
Birmingham Moor Street (BMO)	d		0515	0542		0610	0614	0625		0633	0638		0700	0711		0722	0728	0736
Birmingham New Street (BHM)	12 d				0604								0704					
Small Heath (SMA)	d							0628			0642						0731	0740
Tyseley (TYS)	d							0631			0645						0734	0743
Acocks Green (ACG)	d						0619				0648		0707			0729		0746
Olton (OLT)	d						0621				0650		0710			0732		0748
Solihull (SOL)	d		0523	0551		0619	0625		0642		0654		0714	0722		0736		0752
Widney Manor (WMR)	d						0628				0657		0717			0740		0755
Dorridge (DDG)	d			0556		0624	0632		0647	0702a			0721	0729		0751		0800a
Lapworth (LPW)	d						0637						0724			0756		
Hatton (HTN)	d		0005										0730			0802		
Warwick Parkway (WRP)	d		0010	0535	0605		0634			0657			0734	0740				
Warwick (WRW)	d	0002	0013		0608				0640	0700			0737		0804	0809		
Leamington Spa (LMS)	a	0008	0017	0541	0612	0636	0640		0646	0705		0739	0742	0746	0809	0816		
London Marylebone (MYB)	a			0703	0736		0803			0836				0910	0955			
Spring Road (SRI)	d							0634										0737
Hall Green (HLG)	d							0636										0739
Yardley Wood (YRD)	d							0639										0742
Shirley (SRL)	d							0642										0745
Whitlocks End (WTE)	d							0645										0748
Wythall (WYT)	d							0647										0750
Earlwood (West Midlands) (EWD)	d							0650										0753
The Lakes (TLK)	d							0652x										0755x
Wood End (WDE)	d							0655x										0758x
Danzey (DZY)	d							0658x										0801x
Henley-in-Arden (HNL)	d							0703										0806
Wootton Waven (WWW)	d							0706x										0809x
Wilmcote (WMC)	d							0711										0814
Stratford Parkway (STY)	d						0652	0714										0817
Stratford-upon-Avon (SAV)	a						0655	0720										0823

NOTES (see introductory pages for explanation of train operator codes and standard symbols)

- a Arrival time
- d Departure time
- x Stops on request

- A To Banbury, see table 113
- B To Bournemouth, see table 050
- C From Manchester Piccadilly to Bournemouth, see table 050

MX Not Mondays

Worcester, Kidderminster and Stourbridge to Birmingham, Leamington Spa and Stratford-upon-Avon

Mondays to Fridays

Operator	CH	LM	LM	XC	CH	LM	LM	CH	LM	LM	CH	XC	CH	LM	CH	LM	CH	LM
Train ID	1H22	2D96	2S10	1006 D D	1H26	2S12	2C10	1H27	2D11	2S16	2L27	1008 C C	1H28	2S18	2L29	2C14	1H30	2D16
Days of operation/Notes 1st Class/Reservations/Bus Catering facilities				□◇								□◇ ⌘						
Great Malvern (GMV)	d																	
Malvern Link (MVL)	d																	
Worcester Foregate Street (WOF) 7	d						0732			0805						0841		
Worcester Shrub Hill (WOS) 7	d																	
Droitwich Spa (DTW)	d						0741			0814						0851		
Hartlebury (HBY)	d						0748			0821								
Kidderminster (KID)	a						0753			0826						0900		
Kidderminster (KID)	d			0720			0754	0807		0827				0844		0901		0914
Blakedown (BKD)	d			0724			0759	0813		0831				0849				0918
Hagley (HAG)	d			0727			0803	0818		0834				0852				0922
Stourbridge Junction (SBJ) 2	d	0716		0731			0756	0807	0823	0827	0838			0856		0909		0926
Lye (LYE)	d			0735			0800			0831				0900				0930
Cradley Heath (CRA)	d	0725c		0738			0802	0813		0833	0844			0903		0914		0933
Old Hill (OHL)	d			0742			0806			0837				0906				0936
Rowley Regis (ROW)	d	0732		0745			0809	0819	0835c	0840	0850			0910		0920		0940
Langley Green (LGG)	d			0748			0812			0843				0913				0943
Smethwick Galton Bridge (SGB) 7	d	0738		0752			0816	0825		0847	0855			0916		0925		0946
The Hawthorns (THW)	d			0754			0818	0828		0849	0858			0918		0927		0948
Jewellery Quarter (JEQ)	d	0744		0758			0822	0832		0853	0902			0922		0931		0952
Birmingham Snow Hill (BSW)	a	0747		0802			0826	0835	0846	0857	0906			0926		0935		0956
Birmingham Snow Hill (BSW)	d	0749	0759	0804		0822	0828	0837	0851	0859	0907		0912	0928		0937		0958
Birmingham Moor Street (BMO)	d	0753	0802	0807		0825	0831	0840	0855	0902	0910		0915	0931	0934	0940	0955	1001
Birmingham New Street (BHM) 12	d			0804								0904						
Small Heath (SMA)	d			0810			0843			0914						0943		
Tyseley (TYS)	d			0814			0846			0918						0947		
Acocks Green (ACG)	d						0849		0908							0949		1007
Olton (OLT)	d		0808				0852		0910							0952		1010
Solihull (SOL)	d	0802	0812		0837		0856	0907	0914			0925		0943	0956	1004		1014
Widney Manor (WMR)	d		0815				0859		0917						0959			1017
Dorridge (DDG)	d		0819		0852		0907a		0921			0930		0951	1006a			1021
Lapworth (LPW)	d		0823											0955				
Hatton (HTN)	d													1000				
Warwick Parkway (WRP)	d	0815			0902			0919					0940				1016	
Warwick (WRW)	d				0905						0928		0943		1006			
Leamington Spa (LMS)	a	0820		0836	0909			0924			0934	0936	0947		1016		1022	
London Marylebone (MYB) 10	a	0943		1036				1042					1112				1145	
Spring Road (SRI)	d		0816			0837				0920				0937				
Hall Green (HLG)	d		0819			0839				0923				0939				
Yardley Wood (YRD)	d		0821			0842				0925				0942				
Shirley (SRL)	d		0825			0845				0929				0945				
Whitlocks End (WTE)	d		0829a			0848				0932a				0948				
Wythall (WYT)	d					0850								0950				
Earlwood (West Midlands) (EWD)	d					0853								0953				
The Lakes (TLK)	d					0855x								0955x				
Wood End (WDE)	d					0858x								0958x				
Danzey (DZY)	d					0901x								1001x				
Henley-in-Arden (HNL)	d					0906								1006				
Wootton Waven (WWW)	d					0909x								1009x				
Wilmcote (WMC)	d					0914								1014				
Stratford Parkway (STY)	d					0917			0938					1017				1038
Stratford-upon-Avon (SAV)	a		0848			0921			0943					1023				1041

NOTES (see introductory pages for explanation of train operator codes and standard symbols)

- a Arrival time
- d Departure time
- x Stops on request
- c Arrives 3 minutes earlier

- C From Manchester Piccadilly to Bournemouth, see table 050
- D From Nottingham to Reading, see table 050

Worcester, Kidderminster and Stourbridge to Birmingham, Leamington Spa and Stratford-upon-Avon

Mondays to Fridays

Operator	LM	XC	CH	LM	LM	CH	CH	LM	LM	XC	CH	LM	XC	CH	LM	CH	LM	LM
Train ID	2S22	1O10	1H32	2S24	2C20	2L32	1H33	2D22	2S28	1O12	1H35	2S30	1V85	2L40	2C26	1H41	2D28	2S34
Days of operation/Notes 1st Class/Reservations/Bus Catering facilities		E ◇ ⚡								C ◇ ⚡			F ◇ ⚡					
Great Malvern (GMV)	d																	
Malvern Link (MVL)	d																	
Worcester Foregate Street (WOF)	7 d				0949				1006						1042			1106
Worcester Shrub Hill (WOS)	7 d	0906																
Droitwich Spa (DTW)	d	0915			0958				1015						1051			1115
Hartlebury (HBY)	d	0922							1022									1122
Kidderminster (KID)	a	0927			1008				1027						1101			1127
Kidderminster (KID)	d	0928		0945	1008			1014	1028			1045			1101		1115	1128
Blakedown (BKD)	d	0932		0949				1018				1049						1119
Hagley (HAG)	d	0935		0953				1022	1034			1052						1122 1134
Stourbridge Junction (SBJ)	2 d	0939		0957	1016			1026	1038			1056			1109		1126	1138
Lye (LYE)	d			1001				1029				1100						1130
Cradley Heath (CRA)	d	0945		1003				1033	1044			1103			1115		1133	1144
Old Hill (OHL)	d			1007				1035				1106						1136
Rowley Regis (ROW)	d	0950		1010				1040	1049			1110			1120		1140	1149
Langley Green (LGG)	d			1013				1043				1113						1143
Smethwick Galton Bridge (SGB)	7 d	0955		1017	1029			1046	1055			1116			1125		1146	1155
The Hawthorns (THW)	d	0957		1019				1048	1057			1118			1127		1148	1157
Jewellery Quarter (JEQ)	d	1001		1023				1052	1101			1122			1131		1152	1201
Birmingham Snow Hill (BSW)	a	1005		1027	1036			1056	1105			1126			1135		1156	1205
Birmingham Snow Hill (BSW)	d	1007		1012	1028	1037		1058	1107			1128			1137		1158	1207
Birmingham Moor Street (BMO)	d	1010		1015	1031	1040		1055	1101	1110		1115	1131	1134	1140	1155	1201	1210
Birmingham New Street (BHM)	10 d		1004							1104			1133					
Small Heath (SMA)	d	1013			1043				1113						1143			1213
Tyseley (TYS)	d	1017			1047				1117						1147			1217
Acocks Green (ACG)	d				1049			1107							1149		1207	
Olton (OLT)	d				1052			1109							1152		1209	
Solihull (SOL)	d		1024		1056		1104	1113			1124		1143	1156	1203		1213	
Widney Manor (WMR)	d				1059			1116						1159			1216	
Dorridge (DDG)	d		1029		1104a			1120			1129		1152	1206a			1220	
Lapworth (LPW)	d												1156					
Hatton (HTN)	d												1201					
Warwick Parkway (WRP)	d		1039				1117				1139					1215		
Warwick (WRW)	d		1043			1108					1142		1207		1218			
Leamington Spa (LMS)	a		1036	1048		1116	1122			1136	1146		1200	1216		1222		
London Marylebone (MYB)	10 a		1210				1245				1311				1405			
Spring Road (SRI)	d	1019			1037				1119			1137						1219
Hall Green (HLG)	d	1022			1039				1122			1139						1222
Yardley Wood (YRD)	d	1024			1042				1124			1142						1224
Shirley (SRL)	d	1028			1045				1128			1145						1228
Whitlocks End (WTE)	d	1032a			1048				1132a			1148						1232a
Wythall (WYT)	d				1050							1150						
Earlwood (West Midlands) (EWD)	d				1053							1153						
The Lakes (TLK)	d				1055x							1155x						
Wood End (WDE)	d				1058x							1158x						
Danzey (DZY)	d				1101x							1201x						
Henley-in-Arden (HNL)	d				1106							1206						
Wootton Waven (WWW)	d				1109x							1209x						
Wilmcote (WMC)	d				1114							1214						
Stratford Parkway (STY)	d				1117			1137				1217					1238	
Stratford-upon-Avon (SAV)	a				1123			1143				1223					1244	

NOTES (see introductory pages for explanation of train operator codes and standard symbols)

- a Arrival time
- d Departure time
- x Stops on request

- C From Manchester Piccadilly to Bournemouth, see table 050
- E From Manchester Piccadilly to Reading, see table 050
- F From Newcastle to Banbury, see table 050

Worcester, Kidderminster and Stourbridge to Birmingham, Leamington Spa and Stratford-upon-Avon

Mondays to Fridays

Operator	LM	LM	XC	CH	CH	LM	LM	XC	CH	LM	XC	CH	LM	CH	LM	LM	XC	CH
Train ID	2S36	2C32	1014	2L44	1H45	2D34	2S40	1016	1H47	2S42	1V87	2L47	2C38	1H48	2D40	2S46	1018	1H51
Days of operation/Notes 1st Class/Reservations/Bus Catering facilities			E ◇ E					C ◇ E			F ◇ E						E ◇ E	
Great Malvern (GMV)	d																	
Malvern Link (MVL)	d																	
Worcester Foregate Street (WOF)	7 d	1142					1206						1242					
Worcester Shrub Hill (WOS)	7 d															1308		
Droitwich Spa (DTW)	d	1151					1215						1251			1316		
Hartlebury (HBY)	d						1222									1323		
Kidderminster (KID)	a	1201					1227						1301			1328		
Kidderminster (KID)	d	1145	1201				1215	1228			1245		1301		1315	1329		
Blakedown (BKD)	d	1149					1219				1249				1319			
Hagley (HAG)	d	1152					1222	1234			1252				1322	1335		
Stourbridge Junction (SBJ)	2 d	1156	1209				1226	1238			1256		1309		1326	1339		
Lye (LYE)	d	1200					1230				1300				1330			
Cradley Heath (CRA)	d	1203	1215				1233	1244			1303		1315		1333	1344		
Old Hill (OHL)	d	1206					1236				1306				1336			
Rowley Regis (ROW)	d	1210	1220				1240	1249			1310		1320		1340	1349		
Langley Green (LGG)	d	1213					1243				1313				1343			
Smethwick Galton Bridge (SGB)	7 d	1216	1225				1246	1255			1316		1325		1346	1355		
The Hawthorns (THW)	7 d	1218	1227				1248	1257			1318		1327		1348	1357		
Jewellery Quarter (JEQ)	d	1222	1231				1252	1301			1322		1331		1352	1401		
Birmingham Snow Hill (BSW)	a	1226	1235				1256	1305			1326		1335		1356	1405		
Birmingham Snow Hill (BSW)	d	1228	1237				1258	1307		1312	1328		1337		1358	1407		1412
Birmingham Moor Street (BMO)	d	1231	1240			1255	1301	1310		1315	1328		1335	1340	1355	1401	1410	1415
Birmingham New Street (BHM)	12 d		1204						1304			1333					1404	
Small Heath (SMA)	d	1243							1313				1343			1413		
Tyseley (TYS)	d	1247							1317				1347			1417		
Acocks Green (ACG)	d	1249					1307						1349		1407			
Olton (OLT)	d	1252					1310						1352		1409			
Solihull (SOL)	d	1256			1304		1314			1324		1344	1356	1404	1413			1424
Widney Manor (WMR)	d	1259					1317						1359		1416			
Dorridge (DDG)	d	1306a					1321			1330		1353	1406a		1420			1429
Lapworth (LPW)	d											1357						
Hatton (HTN)	d											1403						
Warwick Parkway (WRP)	d					1316				1340				1415				1439
Warwick (WRW)	d				1308					1343			1409					1442
Leamington Spa (LMS)	a		1236	1316	1322				1337	1348		1401	1420		1421		1436	1446
London Marylebone (MYB)	10 a				1453					1511					1545			1611
Spring Road (SRI)	d	1237					1319				1337					1419		
Hall Green (HLG)	d	1239					1322				1339					1422		
Yardley Wood (YRD)	d	1242					1324				1342					1424		
Shirley (SRL)	d	1245					1328				1345					1428		
Whitlocks End (WTE)	d	1248					1332a				1348					1432a		
Wythall (WYT)	d	1250									1350							
Earlwood (West Midlands) (EWD)	d	1253									1353							
The Lakes (TLK)	d	1255x									1355x							
Wood End (WDE)	d	1258x									1358x							
Danzey (DZY)	d	1301x									1401x							
Henley-in-Arden (HNL)	d	1306									1406							
Wootton Waven (WWW)	d	1309x									1409x							
Wilmcote (WMC)	d	1314									1414							
Stratford Parkway (STY)	d	1317					1338				1417				1437			
Stratford-upon-Avon (SAV)	a	1323					1341				1423				1442			

NOTES (see introductory pages for explanation of train operator codes and standard symbols)

- a Arrival time
- d Departure time
- x Stops on request

- C From Manchester Piccadilly to Bournemouth, see table 050
- E From Manchester Piccadilly to Reading, see table 050
- F From Newcastle to Banbury, see table 050

Worcester, Kidderminster and Stourbridge to Birmingham, Leamington Spa and Stratford-upon-Avon

Mondays to Fridays

Operator	LM	LM	CH	CH	LM	LM	XC	CH	LM	CH	LM	LM	LM	XC	CH	LM	LM	CH
Train ID	2S48	2C44	2L52	1H53	2D46	2S52	1O20	1H56	2S54	2L62	2C50	2D52	2S58	1O22	1H64	2S60	2C56	1H66
Days of operation/Notes 1st Class/Reservations/Bus Catering facilities							C ◇ ⚡					G		C ◇ ⚡				
Great Malvern (GMV)	d																	
Malvern Link (MVL)	d																	
Worcester Foregate Street (WOF)	7 d	1342				1406					1442						1542	
Worcester Shrub Hill (WOS)	7 d												1506					
Droitwich Spa (DTW)	d	1351				1415					1451		1514				1551	
Hartlebury (HBY)	d					1422							1521					
Kidderminster (KID)	a	1401				1427					1501		1526				1601	
Kidderminster (KID)	d	1345	1401			1415	1428			1445	1501	1515	1527			1545	1601	
Blakedown (BKD)	d	1349				1419				1449		1519				1549		
Hagley (HAG)	d	1352				1422	1434			1452		1523	1534			1552		
Stourbridge Junction (SBJ)	2 d	1356	1409			1426	1438			1456	1509	1527	1538			1556	1609	
Lye (LYE)	d	1400				1430				1500		1531				1600		
Cradley Heath (CRA)	d	1403	1415			1433	1444			1503	1515	1534	1544			1603	1615	
Old Hill (OHL)	d	1406				1436				1506		1538				1606		
Rowley Regis (ROW)	d	1410	1420			1440	1449			1510	1520	1541	1549			1610	1620	
Langley Green (LGG)	d	1413				1443				1513		1544				1613		
Smethwick Galton Bridge (SGB)	7 d	1416	1425			1446	1455			1516	1525	1547	1555			1616	1625	
The Hawthorns (THW)	7 d	1418	1427			1448	1457			1518	1527	1549	1557			1618	1627	
Jewellery Quarter (JEQ)	d	1422	1431			1452	1501			1522	1531	1553	1601			1622	1631	
Birmingham Snow Hill (BSW)	a	1426	1435			1456	1505			1526	1535	1557	1605			1626	1635	
Birmingham Snow Hill (BSW)	d	1428	1437			1458	1507		1512	1528	1537	1559	1607		1612	1628	1637	1651
Birmingham Moor Street (BMO)	d	1431	1440		1455	1501	1510		1515	1531	1540	1602	1610		1615	1631	1640	1654
Birmingham New Street (BHM)	12 d							1504						1604				
Small Heath (SMA)	d	1443				1513					1543		1613				1643	
Tyseley (TYS)	d	1447				1517					1547		1617				1647	
Acocks Green (ACG)	d	1449				1507					1549	1608					1649	
Olton (OLT)	d	1452				1509					1552	1610					1652	
Solihull (SOL)	d	1456		1504		1513		1524		1544	1556	1614			1624		1656	1703
Widney Manor (WMR)	d	1459				1516					1559	1617					1659	
Dorridge (DDG)	d	1506a				1520		1530		1553	1606a	1621			1629		1706a	
Lapworth (LPW)	d									1557		1625						
Hatton (HTN)	d									1603						1637		
Warwick Parkway (WRP)	d				1516			1539							1642			1714
Warwick (WRW)	d			1508				1543		1609					1645			1717
Leamington Spa (LMS)	a			1516	1521			1547		1620				1636	1649			1721
London Marylebone (MYB)	10 a			1643				1715							1820			1841
Spring Road (SRI)	d	1437				1519				1537			1619			1637		
Hall Green (HLG)	d	1439				1522				1539			1622			1639		
Yardley Wood (YRD)	d	1442				1524				1542			1624			1642		
Shirley (SRL)	d	1445				1528				1545			1628			1645		
Whitlocks End (WTE)	d	1448				1532a				1548			1632a			1648		
Wythall (WYT)	d	1450								1550						1650		
Earlwood (West Midlands) (EWD)	d	1453								1553						1653		
The Lakes (TLK)	d	1455x								1555x						1655x		
Wood End (WDE)	d	1458x								1558x						1658x		
Danzey (DZY)	d	1501x								1601x						1701x		
Henley-in-Arden (HNL)	d	1506								1606						1706		
Wootton Waven (WWW)	d	1509x								1609x						1709x		
Wilmcote (WMC)	d	1514								1614		1644				1714		
Stratford Parkway (STY)	d	1517				1537				1617		1647				1717		
Stratford-upon-Avon (SAV)	a	1523				1542				1623		1650				1723		

NOTES (see introductory pages for explanation of train operator codes and standard symbols)

- a Arrival time
- d Departure time
- x Stops on request

C From Manchester Piccadilly to Bournemouth, see table 050

G Also calls at Claverdon 1635 and Bearley 1640

Worcester, Kidderminster and Stourbridge to Birmingham, Leamington Spa and Stratford-upon-Avon

Mondays to Fridays

Operator	LM	XC	CH	LM	CH	LM	LM	CH	CH	LM	LM	XC	LM	CH	LM	LM	LM	XC	
Train ID	2D58	1024	1H68	2S64	2L70	2S68	2C24	1U71	1H72	2D64	2S72	1026	2S74	1H75	2H28	2C76	2S76	1068	
Days of operation/Notes 1st Class/Reservations/Bus Catering facilities	H	E ◇ ⌘						A				C ◇ ⌘						E ◇ ⌘	
Great Malvern (GMV)	d																		
Malvern Link (MVL)	d																		
Worcester Foregate Street (WOF)	7 d			1611			1642				1706				1742				
Worcester Shrub Hill (WOS)	7 d																	1807	
Droitwich Spa (DTW)	d			1620			1651				1715				1751			1815	
Hartlebury (HBY)	d			1627							1722				1758			1822	
Kidderminster (KID)	a			1632			1701				1727				1803			1827	
Kidderminster (KID)	d	1615		1633		1645	1701			1715	1728		1745		1804	1815	1828		
Blakedown (BKD)	d	1619		1637		1649				1719			1749			1819			
Hagley (HAG)	d	1622		1640		1652				1723	1734		1752		1810	1822	1834		
Stourbridge Junction (SBJ)	2 d	1626		1644		1656	1709			1726	1738		1756		1814	1826	1838		
Lye (LYE)	d	1630				1700				1730			1800			1830			
Cradley Heath (CRA)	d	1633		1650		1703	1715			1733	1744		1803		1819	1833	1844		
Old Hill (OHL)	d	1636				1706				1736			1806			1836			
Rowley Regis (ROW)	d	1640		1655		1710	1720			1740	1749		1810		1824	1840	1849		
Langley Green (LGG)	d	1643				1713				1743			1813			1843			
Smethwick Galton Bridge (SGB)	7 d	1646		1700		1716	1725			1746	1755		1816		1830	1846	1855		
The Hawthorns (THW)	d	1648		1702		1718	1727			1748	1757		1818		1832	1848	1857		
Jewellery Quarter (JEQ)	d	1652		1706		1722	1731			1752	1801		1822		1837	1852	1901		
Birmingham Snow Hill (BSW)	a	1656		1710		1726	1735			1756	1805		1826		1841	1856	1905		
Birmingham Snow Hill (BSW)	d	1658		1707	1711	1728	1736		1752	1758	1807		1828	1832	1846	1859	1907		
Birmingham Moor Street (BMO)	d	1701		1710	1714	1721	1731	1739		1755	1801	1810		1831	1835	1849	1902	1910	
Birmingham New Street (BHM)	12 d		1704										1804					1904	
Small Heath (SMA)	d			1717			1742					1813					1913		
Tyseley (TYS)	d			1721			1745					1817					1917		
Acocks Green (ACG)	d	1707					1748			1809				1842	1856	1908			
Olton (OLT)	d	1710					1750			1812				1845	1858	1911			
Solihull (SOL)	d	1714		1719		1731	1754		1804	1816				1849	1902	1915			
Widney Manor (WMR)	d	1717		1722			1757			1820				1853	1905	1918			
Dorridge (DDG)	d	1721		1726		1736	1806a		1809	1825				1857	1909	1925a			
Lapworth (LPW)	d	1724				1740				1813	1829				1913				
Hatton (HTN)	d					1746				1819					1918				
Warwick Parkway (WRP)	d			1736						1824				1907	1922				
Warwick (WRW)	d			1739		1752		1805	1827						1925				
Leamington Spa (LMS)	a		1736	1743	1759			1809	1831			1836		1912	1929				1936
London Marylebone (MYB)	a			1914					2008					2037					
Spring Road (SRI)	d			1724		1738				1819		1838					1919		
Hall Green (HLG)	d			1726		1740				1822		1841					1922		
Yardley Wood (YRD)	d			1729		1742				1824		1843					1924		
Shirley (SRL)	d			1733		1746				1828		1847					1928		
Whitlocks End (WTE)	d			1737a		1749				1832a		1850					1932a		
Wythall (WYT)	d					1751						1852							
Earlwood (West Midlands) (EWD)	d					1754						1855							
The Lakes (TLK)	d					1756x						1857x							
Wood End (WDE)	d					1759x						1900x							
Danzey (DZY)	d					1802x						1902x							
Henley-in-Arden (HNL)	d					1807						1907							
Wootton Waven (WWW)	d					1810x						1910x							
Wilmcote (WMC)	d	1742				1815						1916							
Stratford Parkway (STY)	d	1745				1818				1854		1919							
Stratford-upon-Avon (SAV)	a	1750				1824				1858		1923							












NOTES (see introductory pages for explanation of train operator codes and standard symbols)

- a Arrival time
- d Departure time
- x Stops on request

- A To Banbury, see table 113
- C From Manchester Piccadilly to Bournemouth, see table 050
- E From Manchester Piccadilly to Reading, see table 050
- H Also calls at Claverdon 1733 and Bearley 1738

Worcester, Kidderminster and Stourbridge to Birmingham, Leamington Spa and Stratford-upon-Avon

Mondays to Fridays

Operator Train ID Days of operation/Notes 1st Class/Reservations/Bus Catering facilities	CH 1H78	LM 2S78	LM 2C70	LM 2C80	LM 2B88	XC C 1◇ ⌘	CH 1H80	LM 2S82	LM 2C72	LM 2C84	XC J 1◇ ⌘	CH 1H84	LM 2S86	LM 2C88	CH 2L85	XC E 1◇ ⌘	CH 2U88 A	LM 2S90
Great Malvern (GMV)	d																	
Malvern Link (MVL)	d																	
Worcester Foregate Street (WOF) 	d		1842					1942					2020					2120
Worcester Shrub Hill (WOS) 	d				1913													
Droitwich Spa (DTW)	d		1851		1921			1951					2029					2129
Hartlebury (HBY)	d				1928								2036					2136
Kidderminster (KID)	a		1901		1933			2001					2041					2141
Kidderminster (KID)	d		1845	1901	1915	1935		1944	2002	2015			2042	2116				2143
Blakedown (BKD)	d		1849		1919	1939		1948		2019			2046	2120				2147
Hagley (HAG)	d		1852		1922	1943		1952		2022			2049	2123				2151
Stourbridge Junction (SBJ) 	d		1856	1909	1926	1947		1956	2010	2026			2053	2127				2155
Lye (LYE)	d		1900		1930			2000		2030			2057	2131				2159
Cradley Heath (CRA)	d		1903	1915	1933	1953		2003	2015	2033			2100	2134				2202
Old Hill (OHL)	d		1906		1937			2006		2037			2103	2138				2205
Rowley Regis (ROW)	d		1909	1920	1940	1958		2010	2021	2040			2107	2141				2209
Langley Green (LGG)	d		1912		1943			2013		2043			2110	2144				2212
Smethwick Galton Bridge (SGB) 	d		1916	1925	1947	2004		2016	2026	2047			2113	2148				2215
The Hawthorns (THW) 	d		1918	1927	1949	2006		2018	2028	2049			2115	2150				2217
Jewellery Quarter (JEQ) 	d		1922	1931	1953	2010		2022	2033	2053			2119	2154				2221
Birmingham Snow Hill (BSW) 	a		1926	1935	1957	2014		2026	2037	2057			2123	2158				2225
Birmingham Snow Hill (BSW) 	d		1926	1938	1958			2015	2028	2039	2058		2110	2128	2200			2228
Birmingham Moor Street (BMO) 	d	1917	1929	1941	2001			2018	2031	2042	2103c		2118e	2131	2203			2231
Birmingham New Street (BHM) 	d					2004						2104				2204		
Small Heath (SMA)	d		1933	1945	2004			2034		2106			2134	2206				2234
Tyseley (TYS)	d		1936	1948	2007			2037		2109			2139	2209				2237
Acocks Green (ACG)	d			1950	2010					2048	2112				2212			2222
Olton (OLT)	d			1953	2012					2051	2114				2214			2225
Solihull (SOL)	d	1929		1957	2016		2028			2055	2118	2127			2218			2229
Widney Manor (WMR)	d			2000	2019					2058	2121				2221			2232
Dorridge (DDG)	d	1934		2007a	2026a		2033			2105a	2128a			2132	2228a			2236
Lapworth (LPW)	d	1938												2136				2240
Hatton (HTN)	d	1944												2141				2246
Warwick Parkway (WRP)	d	1949						2043						2146				2251
Warwick (WRW)	d	1953						2046						2149		2200		2254
Leamington Spa (LMS)	a	1957				2036	2054							2154		2205	2236	2258
London Marylebone (MYB) 	a	2137					2217						2317					
Spring Road (SRI)	d		1938					2040						2142				2240
Hall Green (HLG)	d		1940					2042						2144				2242
Yardley Wood (YRD)	d		1943					2045						2147				2245
Shirley (SRL)	d		1946					2048						2150				2248
Whitlocks End (WTE)	d		1949					2051						2153				2251
Wythall (WYT)	d		1951					2053						2155				2253
Earlwood (West Midlands) (EWD)	d		1954					2056						2158				2256
The Lakes (TLK)	d		1956x					2058x						2200x				2258x
Wood End (WDE)	d		1959x					2100x						2202x				2300x
Danzey (DZY)	d		2002x					2102x						2204x				2302x
Henley-in-Arden (HNL)	d		2007					2107						2209				2307
Wootton Waven (WWW)	d		2010x					2110x						2212x				2310x
Wilmcote (WMC)	d		2015					2115						2217				2315
Stratford Parkway (STY)	d		2018					2118						2220				2318
Stratford-upon-Avon (SAV)	a		2024					2123						2226				2323







NOTES (see introductory pages for explanation of train operator codes and standard symbols)

- a Arrival time
- d Departure time
- x Stops on request
- c Arrives 3 minutes earlier
- e Arrives 6 minutes earlier

- A To Banbury, see table 113
- C From Manchester Piccadilly to Bournemouth, see table 050
- E From Manchester Piccadilly to Reading, see table 050
- J From Manchester Piccadilly to Southampton Central, see table 050

Worcester, Kidderminster and Stourbridge to Birmingham, Leamington Spa and Stratford-upon-Avon

Mondays to Fridays

Operator Train ID Days of operation/Notes	LM	LM	CH	LM	CH	LM
	1M90 K	2C92	2U89 A	2H87	2U90 A	2S94
Great Malvern (GMV)	d	2126				
Malvern Link (MVL)	d	2129				
Worcester Foregate Street (WOF)	7 d	2138				2223
Worcester Shrub Hill (WOS)	7 d	2150				2230
Droitwich Spa (DTW)	d	2158				2238
Hartlebury (HBY)	d					2245
Kidderminster (KID)	a					2250
Kidderminster (KID)	d	2216				2251
Blakedown (BKD)	d	2220				2255
Hagley (HAG)	d	2223				2259
Stourbridge Junction (SBJ)	2 d	2227		2300		2304
Lye (LYE)	d	2231				2308
Cradley Heath (CRA)	d	2234				2310
Old Hill (OHL)	d	2238				2314
Rowley Regis (ROW)	d	2241				2317
Langley Green (LGG)	d	2244				2320
Smethwick Galton Bridge (SGB)	7 d	2248				2323
The Hawthorns (THW)	 d	2250				2325
Jewellery Quarter (JEQ)	 d	2254				2329
Birmingham Snow Hill (BSW)	 a	2258		2319		2333
Birmingham Snow Hill (BSW)	 d	2259		2322	2330	2334
Birmingham Moor Street (BMO)	d	2302		2325	2333	2337
Birmingham New Street (BHM)	 12 d	2239a				
Small Heath (SMA)	d			2329		2340
Tyseley (TYS)	d	2307		2332	2338	2344
Acocks Green (ACG)	d	2309		2335	2341	
Olton (OLT)	d	2312		2337	2344	
Solihull (SOL)	d	2316		2341	2348	
Widney Manor (WMR)	d	2319		2344	2351	
Dorridge (DDG)	d	2326a		2347	2355	
Lapworth (LPW)	d			2351	2359	
Hatton (HTN)	d			2356	0005	
Warwick Parkway (WRP)	d			2359	0010	
Warwick (WRW)	d		2333	0002	0013	
Leamington Spa (LMS)	a		2337	0008	0017	
London Marylebone (MYB)	 10 a					
Spring Road (SRI)	d					2346
Hall Green (HLG)	d					2349
Yardley Wood (YRD)	d					2351
Shirley (SRL)	d					2355
Whitlocks End (WTE)	d					2359a
Wythall (WYT)	d					
Earlswood (West Midlands) (EWD)	d					
The Lakes (TLK)	d					
Wood End (WDE)	d					
Danzey (DZY)	d					
Henley-in-Arden (HNL)	d					
Wootton Waven (WWW)	d					
Wilmcote (WMC)	d					
Stratford Parkway (STY)	d					
Stratford-upon-Avon (SAV)	a					

NOTES (see introductory pages for explanation of train operator codes and standard symbols)

a Arrival time
d Departure time

A To Banbury, see table 113
K From Hereford, see table 074

Worcester, Kidderminster and Stourbridge to Birmingham, Leamington Spa and Stratford-upon-Avon

Saturdays

Operator Train ID Days of operation/Notes 1st Class/Reservations/Bus Catering facilities	LM	CH	XC	CH	LM	CH	LM	XC	CH	LM	LM	CH	LM	LM	CH	XC	CH	LM	
	2H87	2U90 A	1002 B □◇ ♠	1H07	2S02	1H09	2C02	1004 C □◇	1H11	2S06	2C04	1H13	2D05	2S10	2L14	1006 D □◇	1H15	2S12	
Great Malvern (GMV)	d																		
Malvern Link (MVL)	d																		
Worcester Foregate Street (WOF)	7 d																		0720
Worcester Shrub Hill (WOS)	7 d						0545		0621				0701						0729
Droitwich Spa (DTW)	d						0553		0629				0709						0736
Hartlebury (HBY)	d						0600		0636				0716						0741
Kidderminster (KID)	a						0605		0641				0721						0742
Kidderminster (KID)	d						0606		0637	0642		0712	0722						0746
Blakedown (BKD)	d						0610		0646				0726						0749
Hagley (HAG)	d						0614		0649				0730						0753
Stourbridge Junction (SBJ)	2 d						0618		0646	0653		0722	0735						0759
Lye (LYE)	d						0622		0657				0742						0804
Cradley Heath (CRA)	d						0625		0700				0745						0810
Old Hill (OHL)	d						0628		0703				0749						0812
Rowley Regis (ROW)	d						0632		0657	0707		0733	0755						0817
Langley Green (LGG)	d						0635		0710				0757						0821
Smethwick Galton Bridge (SGB)	7 d						0638		0703	0713		0739	0755						0823
The Hawthorns (THW)	d						0641		0716				0757						0828
Jewellery Quarter (JEQ)	d						0645		0720				0801						0836
Birmingham Snow Hill (BSW)	a						0649		0710	0724		0746	0805						0846
Birmingham Snow Hill (BSW)	d				0625		0650		0712	0725	0737	0748	0758						0838
Birmingham Moor Street (BMO)	d			0615	0628	0637	0653		0716	0728	0740	0752	0801	0810			0815		0830
Birmingham New Street (BHM)	12 d		0604					0704								0804			
Small Heath (SMA)	d				0631		0656		0731				0813						
Tyseley (TYS)	d				0634		0659		0734				0817						
Acocks Green (ACG)	d						0702				0747		0807						
Olton (OLT)	d						0705				0750		0810						
Solihull (SOL)	d			0624		0646	0709		0725		0754	0801	0814						0823
Widney Manor (WMR)	d						0712				0757	0817	0821						0828
Dorridge (DDG)	d			0629		0652	0717a		0730		0802a	0808	0821						0838
Lapworth (LPW)	d					0657	0704												0841
Hatton (HTN)	d	0005				0710			0740			0818							0846
Warwick Parkway (WRP)	d	0010		0639		0714			0744						0825				0838
Warwick (WRW)	d	0002	0013	0642		0718			0749						0832	0836			0846
Leamington Spa (LMS)	a	0008	0017	0636	0647	0718		0736	0749			0824			0832	0836			0846
London Marylebone (MYB)	10 a			0812		0849			0912			0953							1012
Spring Road (SRI)	d				0637					0737			0819						0836
Hall Green (HLG)	d				0639					0739			0822						0838
Yardley Wood (YRD)	d				0642					0742			0824						0841
Shirley (SRL)	d				0645					0745			0828						0844
Whitlocks End (WTE)	d				0648					0748			0830a						0847
Wythall (WYT)	d				0650					0750									0850
Earlwood (West Midlands) (EWD)	d				0653					0753									0852
The Lakes (TLK)	d				0655x					0755x									0855x
Wood End (WDE)	d				0658x					0758x									0857x
Danzey (DZY)	d				0701x					0801x									0900x
Henley-in-Arden (HNL)	d				0706					0806									0905
Wootton Waven (WWW)	d				0709x					0809x									0909x
Wilmcote (WMC)	d				0714					0814									0914
Stratford Parkway (STY)	d				0717					0817			0838						0917
Stratford-upon-Avon (SAV)	a				0721					0823			0841						0923

NOTES (see introductory pages for explanation of train operator codes and standard symbols)

- a Arrival time
- d Departure time
- x Stops on request

- A To Banbury, see table 113
- B To Reading, see table 050
- C From Manchester Piccadilly to Bournemouth, see table 050
- D From Nottingham to Reading, see table 050

Worcester, Kidderminster and Stourbridge to Birmingham, Leamington Spa and Stratford-upon-Avon

Saturdays

Operator Train ID Days of operation/Notes 1st Class/Reservations/Bus Catering facilities	CH 1H17	LM 2C10	LM 2D11 E	LM 2S16	XC 1008 C P◇ ⌘	CH 1H19	LM 2S18	CH 1H21	LM 2C14	LM 2D16 F	LM 2S22	LM 2S24	XC 1010 G P◇ ⌘	CH 2L24	CH 1H25	LM 2C20	LM 2D22	LM 2S28	
Great Malvern (GMV)	d																		
Malvern Link (MVL)	d																		
Worcester Foregate Street (WOF) 7	d			0808					0842		0906					0942		1006	
Worcester Shrub Hill (WOS) 7	d																		
Droitwich Spa (DTW)	d			0817					0851		0915					0951		1015	
Hartlebury (HBY)	d										0922							1022	
Kidderminster (KID)	a			0827					0901		0927					1001		1027	
Kidderminster (KID)	d			0827			0845		0901	0915	0927	0945				1001	1015	1028	
Blakedown (BKD)	d						0849			0919		0949						1019	
Hagley (HAG)	d			0833			0852			0922	0933	0952						1022 1034	
Stourbridge Junction (SBJ) 2	d		0805	0837			0856		0909	0926	0937	0956				1009	1026	1038	
Lye (LYE)	d		0809				0900			0930		1000						1030	
Cradley Heath (CRA)	d		0812	0843			0903		0915	0933	0943	1003				1015	1033	1044	
Old Hill (OHL)	d		0815	0847			0906			0936		1006						1036	
Rowley Regis (ROW)	d		0819	0850			0910		0920	0940	0948	1010				1020	1040	1049	
Langley Green (LGG)	d		0822				0913			0943		1013						1043	
Smethwick Galton Bridge (SGB) 7	d		0825	0856			0916		0925	0946	0954	1016				1025	1046	1055	
The Hawthorns (THW)	d		0827	0858			0918		0927	0948	0956	1018				1027	1048	1057	
Jewellery Quarter (JEQ)	d		0831	0902			0922		0931	0952	1000	1022				1031	1052	1101	
Birmingham Snow Hill (BSW)	a		0835	0906			0926		0935	0956	1004	1026				1035	1056	1105	
Birmingham Snow Hill (BSW)	d		0837	0857	0907			0928	0937	0958	1007	1027				1037	1058	1107	
Birmingham Moor Street (BMO)	d	0835	0840	0902c	0910		0914	0931	0937	0940	1001	1010	1030		1037	1040	1101	1110	
Birmingham New Street (BHM) 12	d				0904								1004						
Small Heath (SMA)	d		0843		0914					0943		1013				1043		1113	
Tyseley (TYS)	d		0847		0917					0947		1017				1047		1117	
Acocks Green (ACG)	d		0849	0908						0949	1007					1049	1107		
Olton (OLT)	d		0852	0910						0952	1009					1052	1110		
Solihull (SOL)	d	0846c	0856	0914		0923		0947		0956	1013			1046		1056	1114		
Widney Manor (WMR)	d		0859	0917						0959	1016					1059	1117		
Dorridge (DDG)	d	0854c	0904a	0921		0928		0953	1006a	1020					1052	1106a	1121		
Lapworth (LPW)	d	0858													1057				
Hatton (HTN)	d	0904													1104				
Warwick Parkway (WRP)	d	0910				0938		1004							1110				
Warwick (WRW)	d	0914				0941		1009						1108	1114				
Leamington Spa (LMS)	a	0918			0936	0946		1013					1036	1114	1118				
London Marylebone (MYB) 10	a	1049				1112		1149							1250				
Spring Road (SRI)	d			0919			0937				1019	1036						1119	
Hall Green (HLG)	d			0922			0939				1022	1038						1122	
Yardley Wood (YRD)	d			0924			0942				1024	1041						1124	
Shirley (SRL)	d			0928			0945				1028	1044						1128	
Whitlocks End (WTE)	d			0930a			0947				1030a	1047						1132a	
Wythall (WYT)	d						0950					1050							
Earlwood (West Midlands) (EWD)	d						0952					1052							
The Lakes (TLK)	d						0955x					1055x							
Wood End (WDE)	d						0957x					1057x							
Danzey (DZY)	d						1000x					1100x							
Henley-in-Arden (HNL)	d						1005					1105							
Wootton Waven (WWW)	d						1009x					1109x							
Wilmcote (WMC)	d						1014					1114							
Stratford Parkway (STY)	d			0941			1017			1040		1117					1138		
Stratford-upon-Avon (SAV)	a			0944			1023			1043		1123					1141		

NOTES (see introductory pages for explanation of train operator codes and standard symbols)

- a Arrival time
- d Departure time
- x Stops on request
- c Arrives 3 minutes earlier

- C From Manchester Piccadilly to Bournemouth, see table 050
- E Also calls at Claverdon 0931 and Bearley 0936
- F Also calls at Claverdon 1030 and Bearley 1035
- G From Manchester Piccadilly to Reading, see table 050

Worcester, Kidderminster and Stourbridge to Birmingham, Leamington Spa and Stratford-upon-Avon

Saturdays

Operator	XC	CH	LM	CH	LM	LM	LM	LM	XC	CH	CH	LM	LM	LM	LM	XC	CH	LM
Train ID	1012	1H27	2S30	1H29	2C26	2D28	2S34	2S36	1014	2L32	1H33	2C32	2D34	2S40	2S42	1016	1H37	2C38
Days of operation/Notes	C								G							C		
1st Class/Reservations/Bus Catering facilities	1◇								1◇							1◇		
	≡								≡							≡		
Great Malvern (GMV)	d																	
Malvern Link (MVL)	d																	
Worcester Foregate Street (WOF)	7 d				1042		1106					1142		1206				1242
Worcester Shrub Hill (WOS)	7 d																	
Droitwich Spa (DTW)	d				1051		1115					1151		1215				1251
Hartlebury (HBY)	d													1222				
Kidderminster (KID)	a				1101		1127					1201		1227				1301
Kidderminster (KID)	d		1045		1101	1115	1128	1145				1201	1215	1228	1245			1301
Blakedown (BKD)	d		1049			1119	1149						1219		1249			
Hagley (HAG)	d		1052			1122	1134	1152					1222	1234	1252			
Stourbridge Junction (SBJ)	2 d		1056		1109	1126	1138	1156				1209	1226	1238	1256			1309
Lye (LYE)	d		1100			1130	1200						1230		1300			
Cradley Heath (CRA)	d		1103		1115	1133	1144	1203				1215	1233	1244	1303			1315
Old Hill (OHL)	d		1106			1136	1206						1236		1306			
Rowley Regis (ROW)	d		1110		1120	1140	1149	1210				1220	1240	1249	1310			1320
Langley Green (LGG)	d		1113			1143	1213						1243		1313			
Smethwick Galton Bridge (SGB)	7 d		1116		1125	1146	1155	1216				1225	1246	1255	1316			1325
The Hawthorns (THW)	d		1118		1127	1148	1157	1218				1227	1248	1257	1318			1327
Jewellery Quarter (JEQ)	d		1122		1131	1152	1201	1222				1231	1252	1301	1322			1331
Birmingham Snow Hill (BSW)	a		1126		1135	1156	1205	1226				1235	1256	1305	1326			1335
Birmingham Snow Hill (BSW)	d		1127		1137	1158	1207	1227				1237	1258	1307	1327			1337
Birmingham Moor Street (BMO)	d	1114	1130	1137	1140	1201	1210	1230			1237	1240	1301	1310	1330		1337	1340
Birmingham New Street (BHM)	10 d	1104							1204							1304		
Small Heath (SMA)	d				1143		1213					1243		1313				1343
Tyseley (TYS)	d				1147		1217					1247		1317				1347
Acocks Green (ACG)	d				1149	1207						1249	1307					1349
Olton (OLT)	d				1152	1210						1252	1310					1352
Solihull (SOL)	d	1123		1148	1156	1214				1246		1256	1314				1347	1356
Widney Manor (WMR)	d				1159	1217						1259	1317					1359
Dorridge (DDG)	d	1128		1153	1206a	1221					1252	1306a	1321				1353	1406a
Lapworth (LPW)	d											1257						
Hatton (HTN)	d											1304						
Warwick Parkway (WRP)	d	1138		1204								1310						1404
Warwick (WRW)	d	1141		1209						1308	1314							1409
Leamington Spa (LMS)	a	1136	1146	1213					1236	1314	1318					1336		1413
London Marylebone (MYB)	10 a	1312		1349							1450							1549
Spring Road (SRI)	d		1136				1219	1236						1319	1336			
Hall Green (HLG)	d		1138				1222	1238						1322	1338			
Yardley Wood (YRD)	d		1141				1224	1241						1324	1341			
Shirley (SRL)	d		1144				1228	1244						1328	1344			
Whitlocks End (WTE)	d		1146				1232a	1247						1332a	1347			
Wythall (WYT)	d		1149					1250							1350			
Earlwood (West Midlands) (EWD)	d		1152					1252							1352			
The Lakes (TLK)	d		1154x					1255x							1355x			
Wood End (WDE)	d		1157x					1257x							1357x			
Danzey (DZY)	d		1200x					1300x							1400x			
Henley-in-Arden (HNL)	d		1205					1305							1405			
Wootton Waven (WWW)	d		1208x					1308x							1409x			
Wilmcote (WMC)	d		1213					1314							1414			
Stratford Parkway (STY)	d		1217			1238		1317					1338		1417			
Stratford-upon-Avon (SAV)	a		1223			1241		1323					1341		1423			

NOTES (see introductory pages for explanation of train operator codes and standard symbols)

- a Arrival time
- d Departure time
- x Stops on request

C From Manchester Piccadilly to Bournemouth, see table 050

G From Manchester Piccadilly to Reading, see table 050

Worcester, Kidderminster and Stourbridge to Birmingham, Leamington Spa and Stratford-upon-Avon

Saturdays

Operator	LM	LM	LM	XC	CH	CH	LM	LM	LM	XC	CH	LM	CH	LM	LM	LM	LM	XC	
Train ID	2D40	2S46	2S48	1018	2L40	1H41	2C44	2D46	2S52	1020	1H43	2S54	1H45	2C50	2D52	2S58	2S60	1022	
Days of operation/Notes 1st Class/Reservations/Bus Catering facilities				G ◇ ⚡						C ◇ ⚡					H			G ◇ ⚡	
Great Malvern (GMV)	d																		
Malvern Link (MVL)	d																		
Worcester Foregate Street (WOF)	7 d		1306				1342		1406					1442		1506			
Worcester Shrub Hill (WOS)	7 d																		
Droitwich Spa (DTW)	d		1315				1351		1415					1451		1515			
Hartlebury (HBY)	d		1322						1422							1522			
Kidderminster (KID)	a		1327				1401		1427					1501		1527			
Kidderminster (KID)	d	1315	1328	1345			1401	1415	1428			1445		1501	1515	1528	1545		
Blakedown (BKD)	d	1319		1349				1419				1449			1519		1549		
Hagley (HAG)	d	1322	1334	1352				1422	1434			1452			1522	1534	1552		
Stourbridge Junction (SBJ)	2 d	1326	1338	1356			1409	1426	1438			1456		1509	1526	1538	1556		
Lye (LYE)	d	1330		1400				1430				1500			1530		1600		
Cradley Heath (CRA)	d	1333	1344	1403			1415	1433	1444			1503		1515	1533	1544	1603		
Old Hill (OHL)	d	1336		1406				1436				1506			1536		1606		
Rowley Regis (ROW)	d	1340	1349	1410			1420	1440	1449			1510		1520	1540	1549	1610		
Langley Green (LGG)	d	1343		1413				1443				1513			1543		1613		
Smethwick Galton Bridge (SGB)	7 d	1346	1355	1416			1425	1446	1455			1516		1525	1546	1555	1616		
The Hawthorns (THW)	d	1348	1357	1418			1427	1448	1457			1518		1527	1548	1557	1618		
Jewellery Quarter (JEQ)	d	1352	1401	1422			1431	1452	1501			1522		1531	1552	1601	1622		
Birmingham Snow Hill (BSW)	a	1356	1405	1426			1435	1456	1505			1526		1535	1556	1605	1626		
Birmingham Snow Hill (BSW)	d	1358	1407	1428			1437	1458	1507			1528		1537	1558	1607	1627		
Birmingham Moor Street (BMO)	d	1401	1410	1431			1437	1440	1501	1510		1514	1537	1540	1601	1610	1630		
Birmingham New Street (BHM)	12 d			1404						1504									1604
Small Heath (SMA)	d		1413				1443		1513					1543		1613			
Tyseley (TYS)	d		1417				1447		1517					1547		1617	1635		
Acocks Green (ACG)	d	1407					1449	1507						1549	1607				
Olton (OLT)	d	1410					1452	1510						1552	1610				
Solihull (SOL)	d	1413				1446	1456	1513			1523		1547	1556	1614				
Widney Manor (WMR)	d	1417					1459	1517						1559	1617				
Dorridge (DDG)	d	1421					1452	1506a	1521			1528		1553	1606a	1621			
Lapworth (LPW)	d						1457												
Hatton (HTN)	d						1504												
Warwick Parkway (WRP)	d						1510					1538		1604					
Warwick (WRW)	d						1514					1541		1609					
Leamington Spa (LMS)	a			1436	1514	1518				1536	1546	1613							1636
London Marylebone (MYB)	10 a					1650					1712	1749							
Spring Road (SRI)	d		1419	1437					1519			1537				1619	1637		
Hall Green (HLG)	d		1422	1439					1522			1539				1622	1640		
Yardley Wood (YRD)	d		1424	1442					1524			1542				1624	1642		
Shirley (SRL)	d		1428	1445					1528			1545				1628	1645		
Whitlocks End (WTE)	d		1432a	1448					1532a			1548				1632a	1648		
Wythall (WYT)	d			1450								1550					1651		
Earlwood (West Midlands) (EWD)	d			1453								1553					1653		
The Lakes (TLK)	d			1455x								1555x					1655x		
Wood End (WDE)	d			1458x								1558x					1657x		
Danzey (DZY)	d			1501x								1601x					1700x		
Henley-in-Arden (HNL)	d			1506								1606					1705		
Wootton Waven (WWW)	d			1509x								1609x					1709x		
Wilmcote (WMC)	d			1514								1614					1714		
Stratford Parkway (STY)	d	1438		1517					1538			1617			1641		1717		
Stratford-upon-Avon (SAV)	a	1441		1523					1541			1623			1644		1723		

NOTES (see introductory pages for explanation of train operator codes and standard symbols)

- a Arrival time
- d Departure time
- x Stops on request

- C From Manchester Piccadilly to Bournemouth, see table 050
- G From Manchester Piccadilly to Reading, see table 050
- H Also calls at Claverdon 1631 and Bearley 1636

Worcester, Kidderminster and Stourbridge to Birmingham, Leamington Spa and Stratford-upon-Avon

Saturdays

Operator Train ID Days of operation/Notes 1st Class/Reservations/Bus Catering facilities	CH 2L48	CH 1H49	LM 2C56	LM 2D58 J	LM 2S64	LM 2S66	XC 1O24 C P◇ T	CH 1H53	LM 2C62	LM 2D63 K	LM 2S72	LM 2S74	XC 1O26 G P◇ T	CH 2L56	CH 1H57	LM 2C66	LM 2C68	LM 2S76	
Great Malvern (GMV)	d																		
Malvern Link (MVL)	d																		
Worcester Foregate Street (WOF)	7 d		1542		1606				1642							1741			
Worcester Shrub Hill (WOS)	7 d										1707								1803
Droitwich Spa (DTW)	d		1551		1615				1651		1715					1751			1817
Hartlebury (HBY)	d				1622						1722								1824
Kidderminster (KID)	a		1601		1627				1701		1727					1801			1829
Kidderminster (KID)	d		1601	1615	1628	1645			1701	1715	1728	1745				1801	1815	1830	
Blakedown (BKD)	d			1619		1649				1719		1749						1819	
Hagley (HAG)	d			1622	1634	1652				1722	1734	1752						1822 1836	
Stourbridge Junction (SBJ)	2 d		1609	1626	1638	1656			1709	1726	1738	1756				1809	1826	1840	
Lye (LYE)	d			1630		1700				1730		1800						1830	
Cradley Heath (CRA)	d		1615	1633	1644	1703			1715	1733	1744	1803				1815	1833	1846	
Old Hill (OHL)	d			1636		1706				1736		1806						1836	
Rowley Regis (ROW)	d		1620	1640	1649	1710			1720	1740	1749	1810				1820	1840	1851	
Langley Green (LGG)	d			1643		1713				1743		1813						1843	
Smethwick Galton Bridge (SGB)	7 d		1625	1646	1655	1716			1725	1746	1755	1816				1825	1846	1856	
The Hawthorns (THW)	d		1627	1648	1657	1718			1727	1748	1757	1818				1827	1848	1858	
Jewellery Quarter (JEQ)	d		1631	1652	1701	1722			1731	1752	1801	1822				1831	1852	1902	
Birmingham Snow Hill (BSW)	a		1635	1656	1705	1726			1735	1756	1805	1826				1835	1856	1906	
Birmingham Snow Hill (BSW)	d		1637	1658	1707	1728			1737	1758	1807	1827				1836	1858	1907	
Birmingham Moor Street (BMO)	d	1637	1640	1701	1710	1731		1735	1740	1801	1810	1830			1835	1839	1901	1910	
Birmingham New Street (BHM)	12 d						1704						1804						
Small Heath (SMA)	d		1643		1713				1743	1804	1813					1842	1904	1913	
Tyseley (TYS)	d		1647		1717	1736			1747	1807	1817					1845	1907	1917	
Acocks Green (ACG)	d		1649	1707					1749	1810						1848	1910		
Olton (OLT)	d		1652	1710					1752	1812						1850	1912		
Solihull (SOL)	d	1647	1656	1714				1746c	1756	1816				1845	1854	1916			
Widney Manor (WMR)	d		1659	1717					1759	1819						1857	1919		
Dorridge (DDG)	d	1653	1706a	1721				1753c	1806a	1823					1852	1904a	1924a		
Lapworth (LPW)	d	1657								1827					1857				
Hatton (HTN)	d	1704													1904				
Warwick Parkway (WRP)	d	1710						1804							1910				
Warwick (WRW)	d	1708	1714					1809						1908	1914				
Leamington Spa (LMS)	a	1714	1718				1736	1813					1836	1914	1918				
London Marylebone (MYB)	a	1849						1949							2050				
Spring Road (SRI)	d				1719	1738					1819	1836						1919	
Hall Green (HLG)	d				1722	1741					1822	1838						1922	
Yardley Wood (YRD)	d				1724	1743					1824	1841						1924	
Shirley (SRL)	d				1728	1746					1828	1844						1928	
Whitlocks End (WTE)	d				1732a	1749					1832a	1847						1930a	
Wythall (WYT)	d					1751						1850							
Earlwood (West Midlands) (EWD)	d					1754						1852							
The Lakes (TLK)	d					1756x						1855x							
Wood End (WDE)	d					1758x						1857x							
Danzey (DZY)	d					1801x						1900x							
Henley-in-Arden (HNL)	d					1806						1905							
Wootton Waven (WWW)	d					1809x						1908x							
Wilmcote (WMC)	d					1814				1844		1914							
Stratford Parkway (STY)	d			1741		1817				1847		1917							
Stratford-upon-Avon (SAV)	a			1744		1821				1851		1923							

NOTES (see introductory pages for explanation of train operator codes and standard symbols)

- a Arrival time
- d Departure time
- x Stops on request
- c Arrives 3 minutes earlier

- C From Manchester Piccadilly to Bournemouth, see table 050
- G From Manchester Piccadilly to Reading, see table 050
- J Also calls at Claverdon 1731 and Bearley 1736
- K Also calls at Claverdon 1835 and Bearley 1840

Worcester, Kidderminster and Stourbridge to Birmingham, Leamington Spa and Stratford-upon-Avon

Saturdays

Operator Train ID Days of operation/Notes 1st Class/Reservations/Bus Catering facilities	LM 2S78	LM 2C69	XC 1028 C L A	LM 2C70	LM 2S80	XC 1030 C L A	CH 1H63	LM 2S82	LM 2C74	LM 2C72	LM 2S84	CH 2L68	XC 1034 L A	CH 2H69	LM 2S86	LM 2C78	LM 2B82	CH 2U71 A
Great Malvern (GMV)	d																	
Malvern Link (MVL)	d																	
Worcester Foregate Street (WOF)	7 d	1842							1942		2012						2106	
Worcester Shrub Hill (WOS)	7 d				1906													
Droitwich Spa (DTW)	d	1851			1914				1951		2021							2115
Hartlebury (HBY)	d				1921				1958		2028							2122
Kidderminster (KID)	a	1901			1926				2003		2033							2127
Kidderminster (KID)	d	1845	1901		1915	1927			1945	2004	2015	2034			2045	2115	2128	
Blakedown (BKD)	d	1849			1919				1949	2009	2019				2049	2119	2132	
Hagley (HAG)	d	1852			1922	1933			1952	2012	2022	2040			2052	2122	2135	
Stourbridge Junction (SBJ)	2 d	1856	1909		1926	1937			1957	2016	2026	2044			2056	2126	2139	
Lye (LYE)	d	1900			1930				2001		2030				2100	2130		
Cradley Heath (CRA)	d	1903	1915		1933	1943			2003	2022	2033	2049			2103	2133	2145	
Old Hill (OHL)	d	1906			1936				2007		2036				2106	2136		
Rowley Regis (ROW)	d	1910	1920		1940	1948			2010	2027	2040	2054			2110	2140	2150	
Langley Green (LGG)	d	1913			1943				2013		2043				2113	2143		
Smethwick Galton Bridge (SGB)	7 d	1916	1925		1946	1954			2017	2033	2046	2100			2116	2146	2155	
The Hawthorns (THW)	d	1918	1927		1948	1956			2019	2035	2048	2102			2118	2148	2157	
Jewellery Quarter (JEQ)	d	1922	1931		1952	2000			2023	2039	2052	2106			2122	2152	2201	
Birmingham Snow Hill (BSW)	a	1926	1935		1957	2004			2027	2043	2056	2110			2126	2156	2205	
Birmingham Snow Hill (BSW)	d	1927	1937		1958	2005			2027	2045	2057	2110			2128	2157		
Birmingham Moor Street (BMO)	d	1930	1940		2001	2008		2015	2030	2048	2100	2113		2118	2131	2200		
Birmingham New Street (BHM)	10 d			1904		2004							2104					
Small Heath (SMA)	d	1933	1943		2004	2011			2034		2103	2117			2134	2203		
Tyseley (TYS)	d	1936	1946		2007	2014			2037		2106	2120			2137	2206		
Acocks Green (ACG)	d		1949		2010					2054	2109						2209	
Olton (OLT)	d		1952		2013					2057	2112						2212	
Solihull (SOL)	d		1955		2017		2024			2101	2116		2127				2216	
Widney Manor (WMR)	d		1959		2020					2104	2119						2219	
Dorridge (DDG)	d		2006a		2025a		2029			2109a	2124a			2132			2224a	
Lapworth (LPW)	d													2137				
Hatton (HTN)	d													2143				
Warwick Parkway (WRP)	d						2039							2148				
Warwick (WRW)	d						2042					2108		2151				2235
Leamington Spa (LMS)	a			1937		2038	2047					2114	2136	2156				2240
London Marylebone (MYB)	10 a						2213							2353				
Spring Road (SRI)	d	1939			2017			2039			2123				2140			
Hall Green (HLG)	d	1941			2019			2041			2125				2142			
Yardley Wood (YRD)	d	1944			2021			2044			2128				2145			
Shirley (SRL)	d	1947			2025			2047			2131				2148			
Whitlocks End (WTE)	d	1950			2029a			2050			2135a				2151			
Wythall (WYT)	d	1952						2052							2153			
Earlwood (West Midlands) (EWD)	d	1955						2055							2156			
The Lakes (TLK)	d	1957x						2057x							2158x			
Wood End (WDE)	d	1959x						2059x							2200x			
Danzey (DZY)	d	2001x						2101x							2202x			
Henley-in-Arden (HNL)	d	2006						2106							2207			
Wootton Waven (WWW)	d	2009x						2109x							2210x			
Wilmcote (WMC)	d	2014						2114							2215			
Stratford Parkway (STY)	d	2017						2117							2218			
Stratford-upon-Avon (SAV)	a	2023						2123							2224			











NOTES (see introductory pages for explanation of train operator codes and standard symbols)

- a Arrival time
- d Departure time
- x Stops on request

- A To Banbury, see table 113
- C From Manchester Piccadilly to Bournemouth, see table 050
- L From Manchester Piccadilly to Southampton Central, see table 050

Worcester, Kidderminster and Stourbridge to Birmingham, Leamington Spa and Stratford-upon-Avon

Saturdays

Operator Train ID Days of operation/Notes	CH	LM	LM	LM	LM
	2U73 A	2S90	2H75	2S94	2H28
Great Malvern (GMV)	d				
Malvern Link (MVL)	d				
Worcester Foregate Street (WOF) 	d		2151		
Worcester Shrub Hill (WOS) 	d				2244
Droitwich Spa (DTW)	d		2200		2252
Hartlebury (HBY)	d		2207		2259
Kidderminster (KID)	a		2212		2304
Kidderminster (KID)	d		2213		2305
Blakedown (BKD)	d		2217		2310
Hagley (HAG)	d		2221		2314
Stourbridge Junction (SBJ) 	d	2156	2225	2258	2318
Lye (LYE)	d	2200	2229	2302	
Cradley Heath (CRA)	d	2202	2232	2304	
Old Hill (OHL)	d	2206	2235	2308	
Rowley Regis (ROW)	d	2209	2239	2311	
Langley Green (LGG)	d	2212	2242	2314	
Smethwick Galton Bridge (SGB) 	d	2216	2245	2317	
The Hawthorns (THW) 	d	2218	2247	2319	
Jewellery Quarter (JEQ) 	d	2222	2251	2323	
Birmingham Snow Hill (BSW) 	a	2226	2255	2327	2336
Birmingham Snow Hill (BSW) 	d	2227	2257	2329	2337
Birmingham Moor Street (BMO)	d	2218	2230	2300	2332
Birmingham Moor Street (BMO)	d	2218	2230	2300	2332
Birmingham New Street (BHM) 	d				
Small Heath (SMA)	d	2233	2303	2335	2343
Tyseley (TYS)	d	2223	2236	2307	2338
Tyseley (TYS)	d	2223	2236	2307	2338
Acocks Green (ACG)	d	2226		2310	2349
Olton (OLT)	d	2229		2313	2352
Solihull (SOL)	d	2233		2317	2356
Widney Manor (WMR)	d	2236		2320	2359
Dorridge (DDG)	d	2240		2324	0003
Lapworth (LPW)	d	2244		2326	0006
Hatton (HTN)	d	2250		2332	0012
Warwick Parkway (WRP)	d	2255		2336	0015
Warwick (WRW)	d	2258		2338	0018
Leamington Spa (LMS)	a	2303		2345	0025
London Marylebone (MYB) 	a				
Spring Road (SRI)	d		2239		2341
Hall Green (HLG)	d		2241		2343
Yardley Wood (YRD)	d		2243		2346
Shirley (SRL)	d		2247		2349
Whitlocks End (WTE)	d		2250		2353a
Wythall (WYT)	d		2252		
Earlswood (West Midlands) (EWD)	d		2255		
The Lakes (TLK)	d		2257x		
Wood End (WDE)	d		2259x		
Danzey (DZY)	d		2301x		
Henley-in-Arden (HNL)	d		2306		
Wootton Waven (WWW)	d		2309x		
Wilmcote (WMC)	d		2314		
Stratford Parkway (STY)	d		2317		
Stratford-upon-Avon (SAV)	a		2326		

NOTES (see introductory pages for explanation of train operator codes and standard symbols)

- a Arrival time
- d Departure time
- x Stops on request

A To Banbury, see table 113

Worcester, Kidderminster and Stourbridge to Birmingham, Leamington Spa and Stratford-upon-Avon

Sundays

Operator	LM	CH	LM	LM	CH	LM	XC	CH	LM	CH	CH	LM	LM	XC	CH	LM	XC	CH
Train ID	2H28	1H15	2S98	2S00	1H17	2C96	1008	1H19	2S02	2L20	1H21	2C98	2S04	1010	1H25	2C00	1012	1H27
Days of operation/Notes 1st Class/Reservations/Bus Catering facilities							A B C D							B C D			C D	
Great Malvern (GMV)	d																	
Malvern Link (MVL)	d																	
Worcester Foregate Street (WOF)	7 d												0921					
Worcester Shrub Hill (WOS)	7 d												0928			0953		
Droitwich Spa (DTW)	d												0936			1001		
Hartlebury (HBY)	d															1008		
Kidderminster (KID)	a												0946			1013		
Kidderminster (KID)	d												0946		1000	1014		1030
Blakedown (BKD)	d												0951			1018		
Hagley (HAG)	d												0954			1022		
Stourbridge Junction (SBJ)	2 d												0958		1009	1026		1039
Lye (LYE)	d															1030		
Cradley Heath (CRA)	d												1004			1033		1045
Old Hill (OHL)	d															1036		
Rowley Regis (ROW)	d												1009		1020	1040		1052
Langley Green (LGG)	d															1043		
Smethwick Galton Bridge (SGB)	7 d												1014			1046		1057
The Hawthorns (THW)	d												1016			1048		
Jewellery Quarter (JEQ)	d												1020			1052		1103
Birmingham Snow Hill (BSW)	a												1023		1031	1055		1106
Birmingham Snow Hill (BSW)	d			0836	0841		0857		0927			0957	1027		1033	1057		1108
Birmingham Moor Street (BMO)	d		0828	0839	0844	0847	0900		0912	0930		0937	1000		1037	1100		1112
Birmingham New Street (BHM)	12 d							0904							1004			1104
Small Heath (SMA)	d																	
Tyseley (TYS)	d			0849					0935				1035					
Acocks Green (ACG)	d						0906						1006				1106	
Olton (OLT)	d						0909						1009				1109	
Solihull (SOL)	d		0837		0855		0913	0921			0946		1013		1047	1113		1121
Widney Manor (WMR)	d						0916						1016			1116		
Dorridge (DDG)	d	0003	0842		0900	0921a		0927			0952	1021a			1053	1121a		1127
Lapworth (LPW)	d	0006			0904						0957							
Hatton (HTN)	d	0012			0910						1003							
Warwick Parkway (WRP)	d	0015	0852		0915			0937			1009					1104		1137
Warwick (WRW)	d	0018	0855		0918			0941		1001	1014					1109		1141
Leamington Spa (LMS)	a	0025	0900		0923		0936	0946		1009	1018			1036	1113		1136	1145
London Marylebone (MYB)	a		1017		1053			1112			1148				1247			1312
Spring Road (SRI)	d			0851					0937				1037					
Hall Green (HLG)	d			0854					0940				1040					
Yardley Wood (YRD)	d			0856					0942				1042					
Shirley (SRL)	d			0900					0945				1045					
Whitlocks End (WTE)	d			0902a					0948				1048					
Wythall (WYT)	d								0951				1051					
Earlwood (West Midlands) (EWD)	d								0953				1053					
The Lakes (TLK)	d								0955x				1055x					
Wood End (WDE)	d																	
Danzey (DZY)	d																	
Henley-in-Arden (HNL)	d								1003				1103					
Wootton Waven (WWW)	d								1005x				1105x					
Wilmcote (WMC)	d								1011				1111					
Stratford Parkway (STY)	d			0907					1014				1114					
Stratford-upon-Avon (SAV)	a			0910					1017				1121					

NOTES (see introductory pages for explanation of train operator codes and standard symbols)

- a Arrival time
- d Departure time
- x Stops on request

- A To Reading, see table 050
- B From Manchester Piccadilly to Bournemouth, see table 050
- C From Manchester Piccadilly to Reading, see table 050

Worcester, Kidderminster and Stourbridge to Birmingham, Leamington Spa and Stratford-upon-Avon

Sundays

Operator	LM	CH	LM	LM	XC	CH	CH	LM	LM	XC	CH	LM	LM	XC	CH	CH	LM	XC	
Train ID	2S06	1H29	2C02	2S08	1014	2L32	1H33	2C04	2S10	1016	1H37	2C06	2S12	1018	2L40	1H41	2C08	1020	
Days of operation/Notes 1st Class/Reservations/Bus Catering facilities	□				□◇ ⌘					□◇ ⌘				□◇ ⌘				□◇ ⌘	
Great Malvern (GMV)	d																		
Malvern Link (MVL)	d																		
Worcester Foregate Street (WOF)	7 d			1121					1219				1326						
Worcester Shrub Hill (WOS)	7 d	1027		1128					1226										
Droitwich Spa (DTW)	d	1035		1137					1234				1335						
Hartlebury (HBY)	d								1241										
Kidderminster (KID)	a	1045		1146					1246				1345						
Kidderminster (KID)	d	1045		1147					1247				1345						
Blakedown (BKD)	d								1251										
Hagley (HAG)	d	1051		1153					1255				1351						
Stourbridge Junction (SBJ)	2 d	1057		1126	1157			1226	1259			1326	1357					1426	
Lye (LYE)	d			1130				1230				1330						1430	
Cradley Heath (CRA)	d	1103		1133	1203			1233	1305			1333	1403					1433	
Old Hill (OHL)	d			1136				1236				1336						1436	
Rowley Regis (ROW)	d	1108		1140	1208			1240	1310			1340	1408					1440	
Langley Green (LGG)	d			1143				1243				1343						1443	
Smethwick Galton Bridge (SGB)	7 d	1113		1146	1213			1246	1315			1346	1413					1446	
The Hawthorns (THW)	d	1115		1148	1215			1248	1317			1348	1415					1448	
Jewellery Quarter (JEQ)	d	1119		1152	1219			1252	1321			1352	1419					1452	
Birmingham Snow Hill (BSW)	a	1122		1155	1222			1255	1324			1356	1422					1455	
Birmingham Snow Hill (BSW)	d	1127		1157	1227			1257	1327			1357	1427					1457	
Birmingham Moor Street (BMO)	d	1130	1137	1200	1230		1237	1300	1330		1337	1400	1430			1437		1500	
Birmingham New Street (BHM)	12 d					1204				1304				1404					1504
Small Heath (SMA)	d																		
Tyseley (TYS)	d	1135		1235				1335				1435							
Acocks Green (ACG)	d			1206				1306				1406						1506	
Olton (OLT)	d			1209				1309				1409						1509	
Solihull (SOL)	d	1147		1213			1246	1313			1347	1413				1446		1513	
Widney Manor (WMR)	d			1216				1316				1416						1516	
Dorridge (DDG)	d	1153		1221a				1252	1321a			1353	1421a				1452	1521a	
Lapworth (LPW)	d							1257										1457	
Hatton (HTN)	d							1304										1504	
Warwick Parkway (WRP)	d		1204					1310				1404						1510	
Warwick (WRW)	d		1209				1301	1314				1409			1501		1514		
Leamington Spa (LMS)	a		1213			1236	1308	1318			1336	1413		1436	1508	1518			1536
London Marylebone (MYB)	10 a		1350					1449				1549				1649			
Spring Road (SRI)	d	1137			1237					1337				1437					
Hall Green (HLG)	d	1140			1240					1340				1440					
Yardley Wood (YRD)	d	1142			1242					1342				1442					
Shirley (SRL)	d	1145			1245					1345				1445					
Whitlocks End (WTE)	d	1148			1248					1348				1448					
Wythall (WYT)	d	1151			1251					1351				1451					
Earlwood (West Midlands) (EWD)	d	1153			1253					1353				1453					
The Lakes (TLK)	d	1155x			1255x					1355x				1455x					
Wood End (WDE)	d																		
Danzey (DZY)	d																		
Henley-in-Arden (HNL)	d	1203			1303					1403				1503					
Wootton Waven (WWW)	d	1205x			1305x					1405x				1505x					
Wilmcote (WMC)	d	1211			1311					1411				1511					
Stratford Parkway (STY)	d	1214			1314					1414				1514					
Stratford-upon-Avon (SAV)	a	1217			1317					1417				1517					

NOTES (see introductory pages for explanation of train operator codes and standard symbols)

- a Arrival time
- d Departure time
- x Stops on request

- B From Manchester Piccadilly to Bournemouth, see table 050
- C From Manchester Piccadilly to Reading, see table 050

Worcester, Kidderminster and Stourbridge to Birmingham, Leamington Spa and Stratford-upon-Avon

Sundays

Operator Train ID Days of operation/Notes 1st Class/Reservations/Bus Catering facilities	CH 1H43	LM 2S14	CH 1H45	LM 2C10	LM 2S16	XC 1022 B □◇ ≡	CH 2L48	CH 1H49	LM 2B16	LM 2C12	LM 2S18	XC 1024 C □◇ ≡	CH 1H53	LM 2C14	LM 2S20	XC 1026 B □◇ ≡	CH 2L56	CH 1H57
Great Malvern (GMV)	d																	
Malvern Link (MVL)	d																	
Worcester Foregate Street (WOF) 7	d	1426			1528						1626				1727			
Worcester Shrub Hill (WOS) 7	d								1546									
Droitwich Spa (DTW)	d	1435			1537				1556		1635				1736			
Hartlebury (HBY)	d	1442									1642							
Kidderminster (KID)	a	1447			1547				1606		1647				1746			
Kidderminster (KID)	d	1448			1547				1607		1648				1746			
Blakedown (BKD)	d	1451							1612						1751			
Hagley (HAG)	d	1455			1553				1615		1654				1755			
Stourbridge Junction (SBJ) 2	d	1459		1526	1557				1619	1626	1659			1726	1759			
Lye (LYE)	d			1530						1630				1730				
Cradley Heath (CRA)	d	1505		1533	1603					1633	1705			1733	1805			
Old Hill (OHL)	d			1536						1636				1736				
Rowley Regis (ROW)	d	1510		1540	1608					1640	1710			1740	1810			
Langley Green (LGG)	d			1543						1643				1743				
Smethwick Galton Bridge (SGB) 7	d	1516		1546	1613				1632	1646	1716			1746	1815			
The Hawthorns (THW)	d	1518		1548	1615					1648	1718			1748	1817			
Jewellery Quarter (JEQ)	d	1522		1552	1619					1652	1722			1752	1821			
Birmingham Snow Hill (BSW)	a	1525		1555	1623				1639	1655	1725			1755	1824			
Birmingham Snow Hill (BSW)	d	1527		1557	1627				1643	1657	1727			1757	1827			
Birmingham Moor Street (BMO)	d	1512	1530	1537	1600	1630		1637	1645a	1700	1730		1737	1800	1830			1837
Birmingham New Street (BHM)	d					1604						1704				1804		
Small Heath (SMA)	d																	
Tyseley (TYS)	d	1535			1635						1735			1835				
Acocks Green (ACG)	d			1606						1706				1806				
Olton (OLT)	d			1609						1709				1809				
Solihull (SOL)	d	1521		1547	1613			1646		1713		1747		1813				1846
Widney Manor (WMR)	d			1616						1716				1816				
Dorridge (DDG)	d	1527		1553	1621a			1652		1721a		1753	1821a					1852
Lapworth (LPW)	d							1657										1857
Hatton (HTN)	d							1704										1904
Warwick Parkway (WRP)	d	1537		1604				1710				1804						1910
Warwick (WRW)	d	1541		1609			1701	1714				1809				1901		1914
Leamington Spa (LMS)	a	1545		1613		1636	1708	1718				1736	1813			1836	1908	1918
London Marylebone (MYB)	a	1717		1749				1850				1949						2049
Spring Road (SRI)	d	1537			1637						1737				1837			
Hall Green (HLG)	d	1540			1640						1740				1840			
Yardley Wood (YRD)	d	1542			1642						1742				1842			
Shirley (SRL)	d	1545			1645						1745				1845			
Whitlocks End (WTE)	d	1548			1648						1748				1848			
Wythall (WYT)	d	1551			1651						1751				1851			
Earlwood (West Midlands) (EWD)	d	1553			1653													
The Lakes (TLK)	d	1555x			1655x						1753x				1853x			
Wood End (WDE)	d																	
Danzey (DZY)	d																	
Henley-in-Arden (HNL)	d	1603			1703						1801				1901			
Wootton Waven (WWW)	d	1605x			1705x						1803x				1903x			
Wilmcote (WMC)	d	1611			1711						1809				1909			
Stratford Parkway (STY)	d	1614			1714						1812				1912			
Stratford-upon-Avon (SAV)	a	1617			1717						1815				1915			

NOTES (see introductory pages for explanation of train operator codes and standard symbols)

- a Arrival time
- d Departure time
- x Stops on request

- B From Manchester Piccadilly to Bournemouth, see table 050
- C From Manchester Piccadilly to Reading, see table 050

Worcester, Kidderminster and Stourbridge to Birmingham, Leamington Spa and Stratford-upon-Avon

Sundays

Operator	LM	XC	XC	CH	LM	CH	XC	CH	LM	LM	LM
Train ID	2B22	1028	1030	1H63	2B24	2U69	1V89	2H69	2B26	2B28	2B30
Days of operation/Notes		B	D			E	C				
1st Class/Reservations/Bus Catering facilities		1◇	1◇				1◇				
		♠	♠				♠				
Great Malvern (GMV)	d										
Malvern Link (MVL)	d										
Worcester Foregate Street (WOF)	7 d	1826								2117	2223
Worcester Shrub Hill (WOS)	7 d				1937				2035	2125	2229
Droitwich Spa (DTW)	d	1835			1945				2043	2133	2237
Hartlebury (HBY)	d	1842							2051		
Kidderminster (KID)	a	1847			1955				2056	2143	2247
Kidderminster (KID)	d	1848			1955				2056	2143	2247
Blakedown (BKD)	d				2000						
Hagley (HAG)	d	1854			2003				2103	2149	2253
Stourbridge Junction (SBJ)	2 d	1858			2007				2107	2153	2257
Lye (LYE)	d										
Cradley Heath (CRA)	d	1903			2013				2113	2159	2303
Old Hill (OHL)	d										
Rowley Regis (ROW)	d	1908			2018				2118	2204	2308
Langley Green (LGG)	d										
Smethwick Galton Bridge (SGB)	7 d	1914			2023				2123	2209	2314
The Hawthorns (THW)	d	1916			2025				2125	2211	2316
Jewellery Quarter (JEQ)	d	1920			2029				2129	2215	2320
Birmingham Snow Hill (BSW)	a	1923			2033				2133	2219	2325
Birmingham Snow Hill (BSW)	d	1924			2033				2134	2221	
Birmingham Moor Street (BMO)	d	1926a		2017	2036a			2118	2137a	2223a	
Birmingham New Street (BHM)	10 d		1904	2004			2104				
Small Heath (SMA)	d										
Tyseley (TYS)	d										
Acocks Green (ACG)	d										
Olton (OLT)	d										
Solihull (SOL)	d			2026				2127			
Widney Manor (WMR)	d			2029							
Dorridge (DDG)	d			2033				2132			
Lapworth (LPW)	d							2136			
Hatton (HTN)	d							2142			
Warwick Parkway (WRP)	d			2043				2147			
Warwick (WRW)	d			2046		2101		2150			
Leamington Spa (LMS)	a		1937	2037	2050	2107	2136	2154			
London Marylebone (MYB)	10 a			2213				2353			
Spring Road (SRI)	d										
Hall Green (HLG)	d										
Yardley Wood (YRD)	d										
Shirley (SRL)	d										
Whitlocks End (WTE)	d										
Wythall (WYT)	d										
Earlwood (West Midlands) (EWD)	d										
The Lakes (TLK)	d										
Wood End (WDE)	d										
Danzey (DZY)	d										
Henley-in-Arden (HNL)	d										
Wootton Waven (WWW)	d										
Wilmcote (WMC)	d										
Stratford Parkway (STY)	d										
Stratford-upon-Avon (SAV)	a										

NOTES (see introductory pages for explanation of train operator codes and standard symbols)

- a Arrival time
- d Departure time
- B From Manchester Piccadilly to Bournemouth, see table 050
- C From Manchester Piccadilly to Reading, see table 050
- D From Manchester Piccadilly to Southampton Central, see table 050
- E To Banbury, see table 113